

THE SOURCE FOR FENCE PROFESSIONALS



**MASTER
HALCO®**



CREDIT - To establish credit account, Customer must contact their local branch of Master Halco for further details.

PAYMENT - For qualified customers, terms of payment are 0.5% 15 days, net 30 days unless otherwise indicated on the face of this document. Cash, COD and credit card transactions are not eligible for payment discounts. Sales on credit and payment discounts will not be allowed when account reflects a past due balance or payment has not been made in accordance with Terms of Sale. Unearned payment discounts will be charged back on regular invoices.

MINIMUM ORDER - A \$5.00 handling charge will be added to orders totaling less than \$25.00.

SERVICE CHARGE - All past due balances are subject to service charge of 1 ½ % per month (18% annual), or the maximum permitted by law, whichever is less. Should an action be brought to collect any balances past due or other terms hereof, the prevailing party shall be entitled to recover court costs and reasonable lawyer's costs.

RETURNED CHEQUES - For cheques returned due to insufficient funds a \$30.00 charge (or the maximum charge permitted by law) will be assessed for each cheque returned. If payment discount is applicable on the transaction, this discount will be disallowed and charged back on a separate invoice.

WARRANTY POLICY - Supplier warrants that materials sold hereunder are free from defects in material and workmanship and conform to the product description on the face hereof. Certain materials are covered by additional written limited warranties which provide warranty coverage for a specific duration of time and which are incorporated herein. Copies of these additional written limited warranties are available upon request at all Supplier offices.

THERE ARE NO WARRANTIES OR CONDITIONS, INCLUDING BUT NOT LIMITED TO WARRANTIES OR CONDITIONS OF MERCHANTABILITY OR FITNESS FOR PARTICULAR PURPOSE, EXPRESS OR IMPLIED, BEYOND THE TERMS OF THIS EXPRESS WARRANTY AND THE WRITTEN LIMITED WARRANTIES AND CONDITIONS APPLICABLE TO CERTAIN MATERIALS INCORPORATED HEREIN. SUPPLIER DOES NOT AUTHORIZE ANY OTHER PERSON OR AGENT TO ASSUME FOR SUPPLIER ANY OTHER LIABILITY OR OBLIGATION IN CONNECTION WITH MATERIALS SOLD. CUSTOMER'S EXCLUSIVE REMEDY IN RESPECT OF NON-CONFORMING MATERIALS OR FOR DELAY OR NON DELIVERY FOR WHICH SUPPLIER IS RESPONSIBLE, SHALL BE LIMITED TO THE RETURN OF SAID MATERIALS AND THE REPAYMENT OF THE PURCHASE PRICE PAID BY THE BUYER; OR IN THE CASE OF NON-CONFORMING MATERIALS, AT THE OPTION OF SUPPLIER, THE REPAIR OR REPLACEMENT OF SUCH MATERIALS OR COMPONENTS THEREOF. IN NO EVENT SHALL SUPPLIER BE LIABLE FOR ANY CONSEQUENTIAL DAMAGES, INCLUDING BUT NOT LIMITED TO LOSS OF PROFITS OR ECONOMIC LOSS, REPLACEMENT COSTS, HANDLING INSTALLATION OR LABOR IN MAKING SUCH REPLACEMENT OR REPAIR, OR ANY OTHER SPECIAL OR INDIRECT LOSS, OR FOR INCIDENTAL DAMAGES, INCLUDING BUT NOT LIMITED TO EXPENSES INCURRED IN INSPECTION, RECEIPT, TRANSPORTATION, STORAGE, CARE OR CUSTODY OR EXPENSES INCURRED IN CONNECTION WITH EFFECTING COVER.

This warranty is subject to the following terms and conditions:

- a. Damage from abnormal or improper use, accident, alteration, neglect, abuse, improper service or installation, or damage caused by flood, fire or act of God is not covered by warranty.
- b. This warranty is applicable only to the initial purchaser and is non-transferable.

MISCELLANEOUS CHARGES - Prior authorization must be obtained before return of materials sold hereunder. A 15% handling charge will be assessed on all materials sold hereunder and returned for Customer convenience. A minimum order charge, and other handling charges apply to transactions if separately itemized on the face of this document.

INSPECTION AND CLAIMS - Customer shall inspect all materials for shortage, damage, or non-conformity immediately upon receipt. All claims must be submitted by Customer in writing within three (3) days of receipt of materials. Materials are sold F.O.B. Supplier's warehouse of origin. In cases where materials are transported by common carrier, title and risk of loss is transferred when material is tendered to the common carrier. Claims for shortage or damaged materials must be made by Customer directly to the common carrier.

QUOTATIONS - Quotations are based on the Customer's list of materials. When plans are submitted, Supplier shall assist, but does not assume any responsibility for Customer's list of materials. Customer assumes all responsibility for the accuracy, acceptance and compliance with any plans or specifications for all materials sold hereunder, and Supplier assumes no responsibility for same. Materials sold by Supplier are not sold to any standard specification or origin unless reference to such standard specification is reflected on the face of this document. Valid quotations must be obtained in writing, and are subject to availability and change in price unless such written quotation states otherwise. Verbal quotations will not be honored.

LIMITATION OF LIABILITY - In no event shall Supplier be liable for any damages with respect to, arising out of, or in connection with, the materials sold hereunder in excess of the price for such materials stipulated on the face of this document, irrespective of whether such damages are based on breach of contract, strict liability or otherwise.

ENTIRE AGREEMENT - This Sales Confirmation and Invoice and Terms of Sale, together with any written credit agreement(s), are the entire agreement of the parties with respect to this transaction.

GOVERNING LAW - These Terms of Sale shall be interpreted and construed in accordance with the laws of the State or the Province in which the materials are sold.

INSTALLATION INDEMNIFICATION - Supplier is not responsible for the handling or installation of materials sold hereunder. Customer indemnifies and holds Supplier harmless from all claims, damages and losses (including lawyer's costs on a full indemnity basis) arising from or related to installation or use of materials sold hereunder.

DELIVERY INDEMNIFICATION - Master Halco is not responsible for any damages or liability from the delivery of materials sold hereunder. Customer shall hold harmless Master Halco for any claims, damages, and losses arising from the delivery of the materials. Any claims for liability related to the delivery of material should be directed towards Master Halco's delivering agent.

Mission Statement

We create opportunities for our customers and associates to succeed through our continuous commitment to manufacturing and distribution excellence.

Commitment & Partnership

We are the premier manufacturer and wholesale distributor in the fencing industry.

- **Integrity**
 - We strive to build honest and dependable relationships that allow us to become a partner in our customers' successes
 - Our goal is to meet or exceed our customers' performance expectations
 - We approach all transactions and negotiations with complete transparency within the boundaries of moral, ethical, and legal standards

- **Quality & Service**
 - We strive to manufacture and distribute the highest quality fence products
 - Our goal is to provide a "One-Stop-Shop" materials sourcing environment that saves our customers time and money
 - All Master Halco associates have the same goal of exceeding our customers' expectations for exceptional service at all levels

- **Business Success**
 - We continue to review our product offering to improve and expand into new products that help our customers reduce costs and increase profitability
 - We offer financial services such as Line of Credit and Project Accounts that give our customers the working capital flexibility to grow and expand their businesses
 - We conduct our business in such a way as to be Good For The Buyer, Good For The Seller, and Good For The Industry!

For more than 50 years, Master Halco has been committed to partnership and success with thousands of Fence Professionals. We would like to extend our gratitude to all of our customers and our best wishes for continued, mutual success.

Master Halco
3010 LBJ Freeway
Suite 800
Dallas, TX 75234
(800) 883-8384

MasterHalco.com

Chain Link

Fabric	Pages CL-1 to CL-37
Pipe and Tube	Pages CL-38 to CL-81
Fittings	Pages CL-82 to CL-119
Accessories	Pages CL-120 to CL-129
Gate Fittings	Pages CL-130 to CL-172
Gates	Pages CL-173 to CL-216

Agriculture

T-Posts	Pages AG-4 to AG-7
Wood Posts and Rails	Pages AG-8 to AG-12
Barb Wire and Barbless Wire	Pages AG-13 to AG-14
Fence Stays and Gripples	Page AG-15
Woven Wire	Pages AG-16 to AG-22
Welded Wire	Pages AG-23 to AG-24
Wire Fence and Hardware Cloth	Page AG-25
Panels	Page AG-26
Gates	Pages AG-27 to AG-29
Kennels	Pages AG-30 to AG-31
Plastic and Wood Slats Fence	Page AG-32

Wood

PostMaster®	Pages WD-4 to WD-5
Western Red Cedar	Pages WD-6 to WD-22
Incense Cedar	Pages WD-23 to WD-24
Japanese Cedar	Pages WD-25 to WD-30
Redwood	Pages WD-31 to WD-32
Northern White Cedar	Pages WD-33 to WD-38
Douglas Fir	Page WD-39
Whitewoods	Pages WD-40 to WD-42
Treated Pine	Pages WD-43 to WD-55
Post and Rail	Pages WD-56 to WD-61
Guard Rails	Page WD-62
Wood Accessories	Pages WD-63 to WD-80

Vinyl

Legend® - LGB Series	Pages PVC-1 to PVC-24
Impressions® - IMB Series	Pages PVC-25 to PVC-38
Legend® - LGN Series	Pages PVC-39 to PVC-75
Legend® - LGD Series	Pages PVC-76 to PVC-88
Illusions® - ILS Series	Pages PVC-89 to PVC-115
D&D Gate Hardware	Pages PVC-116 to PVC-117

Ornamental Aluminum

Echelon Plus®	Pages OA-1 to OA-14
Colonial®	Pages OA-15 to OA-24
Colonial Plus®	Pages OA-25 to OA-36
Independence™	Pages OA-37 to OA-46
Independence™ Plus	Pages OA-47 to OA-58
Independence™ Premium	Pages OA-59 to OA-69
D&D Gate Hardware	Pages OA-70 to OA-72

Ornamental Steel

Classic Premier™ - Commercial	Pages OS-1 to OS-16
Classic Premier™ - Industrial	Pages OS-17 to OS-38
Montage®	Pages OS-39 to OS-64
Montage® Plus	Pages OS-65 to OS-94
Remington™ Texas	Pages OS-95 to OS-100
Remington™ West	Pages OS-101 to OS-104
Remington™ Plus	Pages OS-105 to OS-107
Monumental Iron Works®	Pages OS-108 to OS-110
D&D Gate Hardware	Pages OS-111 to OS-112

Special Products

Temporary Panels	Pages SP-1 to SP-2
Windscreen	Page SP-3
Barricades	Page SP-4
Access Controls	Pages SP-5 to SP-16
Guard Rails	Page SP-17
Wire Rope	Page SP-18
E-Z Rail Fittings	Pages SP-19 to SP-20

Concrete & Tools

Concrete	Page CT-1
Tools	Pages CT-2 to CT-8
Augers and Auger Accessories	Pages CT-9 to CT-11

CONVERSION TABLE – U.S. TO METRIC

	FROM U.S.	TO METRIC	MULTIPLY BY
Length	Inches	Millimeters	25.40
	Inches	Centimeters	2.54
	Inches	Meter	0.0254
	Feet	Millimeters	304.8
	Feet	Centimeters	30.48
	Feet	Meter	0.3048
	Yard	Centimeters	91.44
	Yard	Meter	0.9144
Weight	lb.	Kilogram	0.4536
	oz./ft. ²	G/M ²	305.16
	lb./ft.	KG/M	1.488
Area	Sq. Mile	KM ²	2.59
	Sq. Ft.	M ²	0.0929
	Sq. Inch	MM ²	645.16
	Acre	M ²	4046.87

COMMON DIMENSIONS – METRIC EQUIVALENTS

FRACTION INCHES	DECIMAL INCHES	(MM) MILLIMETERS	FRACTION INCHES	DECIMAL INCHES	(MM) MILLIMETERS
3/8"	0.375	9.525	2-3/8"	2.375	60.30
1/2"	0.500	12.70	2-7/8"	2.875	73.00
5/8"	0.625	15.90	3-1/2"	3.500	88.90
1"	1.000	25.40	4"	4.000	101.60
1-3/8"	1.315	33.40	4-1/2"	4.500	114.30
1-5/8"	1.660	42.20	6-5/8"	6.625	168.30
1-7/8"	1.900	48.30	8-5/8"	8.625	219.10

CHAIN-LINK WIRE SIZE – METRIC EQUIVALENT

GAUGE NO.	DECIMAL INCHES	(MM) MILLIMETERS
6	0.192	4.88
9	0.148	3.76
11	0.120	3.05
11-1/2	0.113	2.87

CHAIN-LINK HEIGHT – METRIC EQUIVALENT

TRADE SIZE	INCHES	(MM) MILLIMETERS
3'	36"	914
3-1/2'	42"	1067
4'	48"	1219
5'	60"	1524
6'	72"	1829
7'	84"	2134
8'	96"	2438
9'	108"	2743
10'	120"	3048
12'	144"	3658

CHAIN-LINK MESH SIZE – METRIC EQUIVALENT

TRADE SIZE	DECIMAL INCHES	(MM) MILLIMETERS
3/8"	0.375	9.52
1/2"	0.500	12.70
5/8"	0.625	15.87
3/4"	0.750	19.05
1"	1.000	25.40
1-1/4"	1.250	31.75
1-1/2"	1.500	38.10
1-3/4"	1.750	44.45
2"	2.000	50.80
2-1/8"	2.125	53.98
2-1/4"	2.250	57.15

FULL WEIGHT PIPE (SCHEDULE 40) – METRIC EQUIVALENTS

TRADE SIZE	OUTSIDE DIAMETER		WALL THICKNESS		WEIGHT	
	DECIMAL INCHES	(MM) MILLIMETERS	DECIMAL INCHES	(MM) MILLIMETERS	LBS/FT	KG/M
1-3/8"	1.315	33.40	0.133	3.38	1.68	2.50
1-5/8"	1.660	42.20	0.140	3.56	2.27	3.40
1-7/8"	1.900	48.30	0.145	3.68	2.72	4.00
2-3/8"	2.375	60.30	0.154	3.91	3.65	5.40
2-7/8"	2.875	73.00	0.203	5.16	5.79	8.60
3-1/2"	3.500	88.90	0.216	5.49	7.58	11.30
4"	4.000	101.60	0.226	5.74	9.11	13.60
4-1/2"	4.500	114.30	0.237	6.02	10.79	16.10
6-5/8"	6.625	168.30	0.280	7.11	18.97	28.30
8-5/8"	8.625	219.10	0.322	8.18	28.55	42.50

DQ 40 PIPE – METRIC EQUIVALENTS

TRADE SIZE	OUTSIDE DIAMETER		WALL THICKNESS		WEIGHT	
	DECIMAL INCHES	(MM) MILLIMETERS	DECIMAL INCHES	(MM) MILLIMETERS	LBS/FT	KG/M
1-3/8"	1.315	33.40	0.104	2.64	1.34	2.00
1-5/8"	1.660	42.20	0.111	2.81	1.83	2.80
1-7/8"	1.900	48.30	0.120	3.04	2.28	3.40
2-3/8"	2.375	60.30	0.130	3.30	3.12	4.70
2-7/8"	2.875	73.00	0.160	4.06	4.64	6.90
3-1/2"	3.500	88.90	0.160	4.06	5.71	8.50
4"	4.000	101.60	0.160	4.06	6.56	9.80

POST LENGTH – METRIC EQUIVALENTS

TRADE SIZE	(MM) MILLIMETERS	TRADE SIZE	(MM) MILLIMETERS
6'	1829	10'	3048
6' 6"	1981	10' 6"	3200
7'	2134	11'	3353
7' 6"	2286	11' 6"	3505
8'	2438	12'	3658
8' 6"	2591	12' 6"	3810
8' 8"	2641	13'	3962
9'	2743	13' 6"	4115
9' 6"	2896	14'	4267

WIRE GAUGE – METRIC EQUIVALENTS

GAUGE NO.	DECIMAL INCHES	(MM) MILLIMETERS	GAUGE NO.	DECIMAL INCHES	(MM) MILLIMETERS
5	0.2070	5.25	13	0.0915	2.32
6	0.1920	4.88	14	0.0800	2.03
7	0.1770	4.50	15	0.0720	1.83
8	0.1620	4.11	16	0.0625	1.59
9	0.1483	3.76	17	0.0540	1.37
10	0.1350	3.43	18	0.0475	1.21
11	0.1205	3.05	19	0.0410	1.04
12	0.1055	2.68	20	0.0348	0.88

SHEET GAUGE (H.R.P. & O.) – METRIC EQUIVALENTS

GAUGE NO.	DECIMAL INCHES	(MM) MILLIMETERS	GAUGE NO.	DECIMAL INCHES	(MM) MILLIMETERS
5	0.2092	5.31	13	0.0897	2.28
6	0.1943	4.94	14	0.0747	1.90
7	0.1793	4.55	15	0.0673	1.71
8	0.1644	4.18	16	0.0598	1.52
9	0.1495	3.80	17	0.0538	1.37
10	0.1345	3.42	18	0.0478	1.21
11	0.1196	3.04	19	0.0418	1.06
12	0.1046	2.66	20	0.0359	0.91

Fabric

Pages CL-1 to CL-37

Pipe and Tube

Pages CL-38 to CL-81

Fittings

Pages CL-82 to CL-119

Accessories

Pages CL-120 to CL-129

Gate Fittings

Pages CL-130 to CL-172

Gates

Pages CL-173 to CL-216



Check List

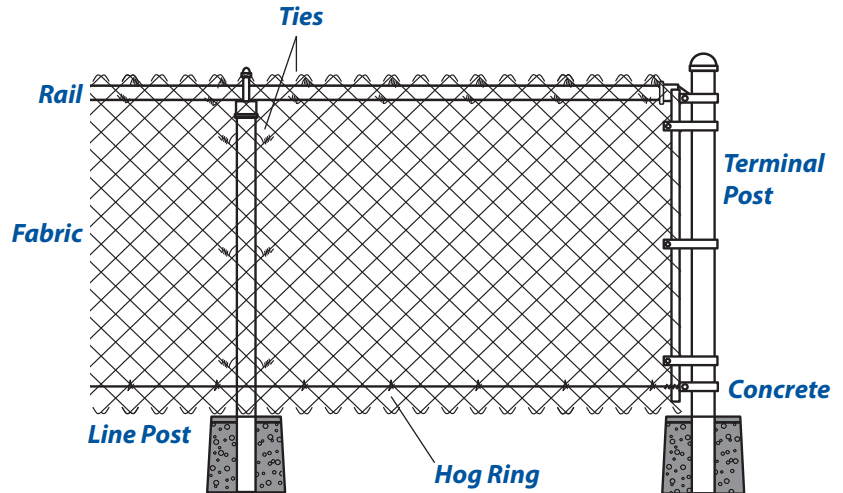
Find all of the products in sections:

A Fabric

B Pipe and Tube

C Fittings


D Accessories



Fence - Fabric, Line Post

Fabric


Same length as fence, minus gate openings.



A

Rail

Same length as fabric.



B

Line Post

Space line posts equally, maximum 10' span.



B

Bottom Tension Wire (Optional)

Same length as fence, minus gate openings.



D

Sleeve

Use to join Plain End top rails.



C

Eye Top

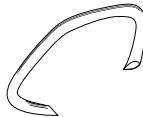
1 for each line post.



C

Hog Rings (Optional)

Clips tension wire to fabric, 1 for every 24".



D

Ties

Connects top rail to fabric, 1 for every 24" of top rail.



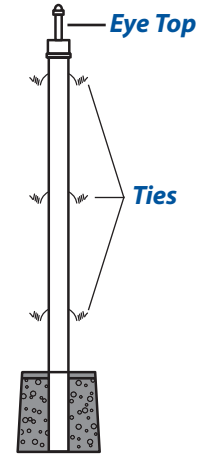
C

Ties

Connects line post to fabric, 1 for every 12" of line post.




C



Fence - Terminal Post

Terminal Post

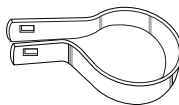
Larger diameter for end, corner posts, pull posts.



B

Tension Band

Secures tension bar/fabric to posts. Use 1 for each foot in height.



C

Brace Band


1 for each rail end. 1 for each tension wire connection.



C

Carriage Bolt

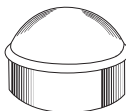
1 for each tension band. 1 for each brace band.



D

Post Cap

1 for each terminal post.



C

Rail End

1 for each terminal post. 2 for each corner post.



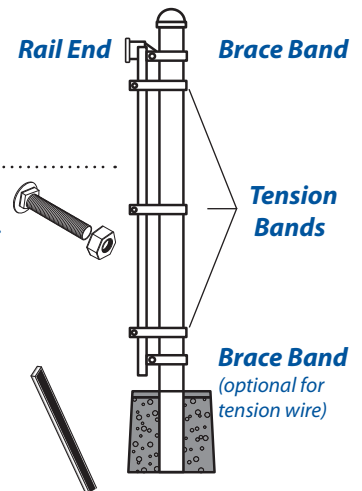
C

Tension Bar

1 for each end post. 2 for each corner post.



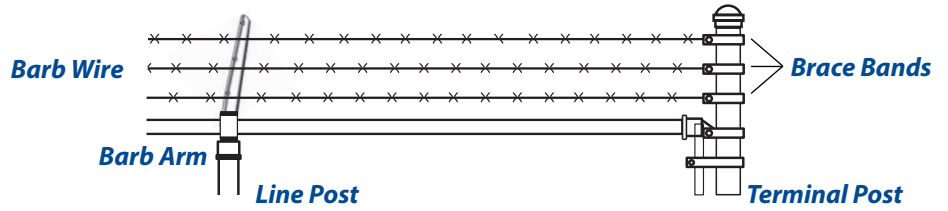
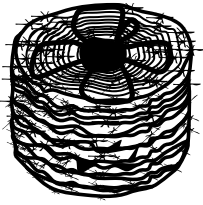
C



TOOLS

CONCRETE, TAPE MEASURE, STRING & STAKES, POST HOLE DIGGER, WHEELBARROW, SHOVEL, CARPENTER'S LEVEL, PIPE CUTTER, FENCE STRETCHER, HAND WINCH, PLIERS, HOG RING PLIERS

Fence - Add Barb Wire



Barb Wire
Same length as fence.




Barb Arm
1 for each line post.
Replaces eye tops.



Brace Band
1 for each rail end.
1 for each barb wire connection.



Carriage Bolt
1 for each brace band.



D


C

C

D

Fence - Add Middle Rail or Bottom Rail

Rail



Same length as fence, minus gate openings.


B

Option 1 for Line Posts

180° Brace Band
1 for each line post.



Carriage Bolt
2 for each 180° brace band.



C

D

Rail End

1 for each terminal post.
2 for each line or corner post.



C

Option 2 for Line Posts

Line Rail Clamp
1 for each line post.

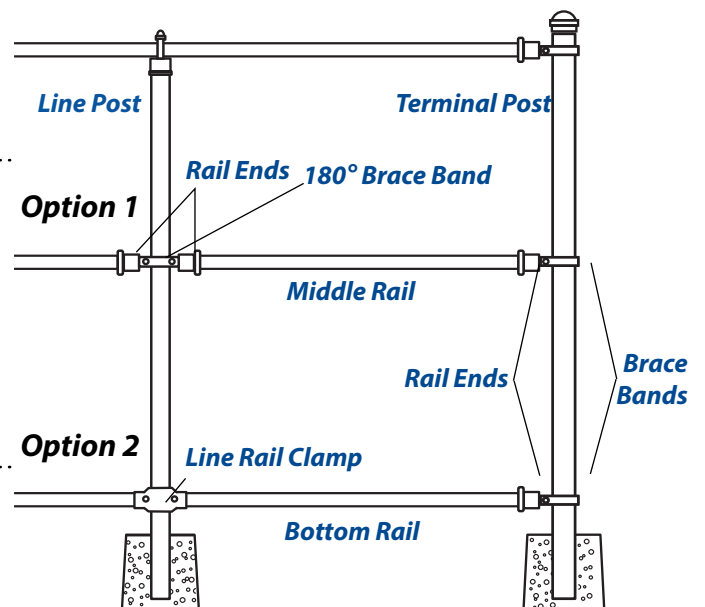


Carriage Bolt
2 for each line rail clamp.



C

D



Fence - Add Brace and Truss

Rail

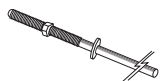


Length from term post to line post

B

Truss Rod

1 for each end post.
2 for each corner post.



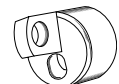
C

Truss Tightener
1 for each truss rod.



C

Truss Rail End
1 for each truss rod.



C

Brace Band
1 for each rail end.



C

Rail End
1 for each terminal post.

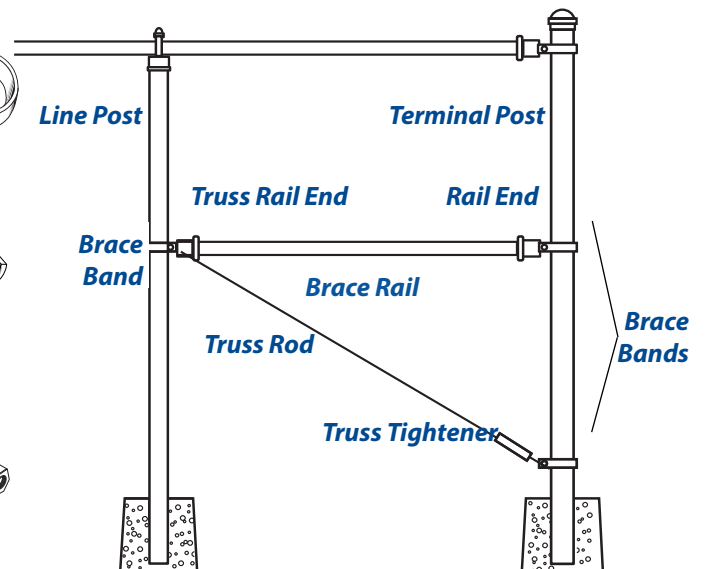


C

Carriage Bolt
1 for each brace band.



D



Chain link fabric (a.k.a. "wire") is manufactured by Master Halco at several US locations.

Selvage describes how the ends of the chain link wires are finished for the top and bottom of the fabric. Knuckle means that the ends of the wires are folded over each other. Twist means the wires are twisted together to form pointed prongs. Residential fabric uses larger mesh sizes and smaller gauges, and commercial/industrial uses smaller mesh sizes and larger gauge diameters. The smallest mesh sizes, from 1-1/4" to 3/8", are High Security/Mini-Mesh.

Galvanized Before Weaving (GBW)

In this process, the wire is pre-galvanized before it is formed into a fabric. The weaving process creates an exposed cut end that will lack coating and be more apt to some minor rust in wet and severe weather conditions.

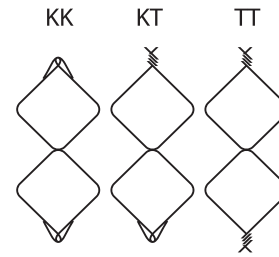
Galvanized After Weaving (GAW)

This process forms or weaves chain-link into a fabric first, and then soaks it in a large galvanized bath which adheres the zinc coating. This ensures that all the wire is coated, even the cut ends created during the weaving process.

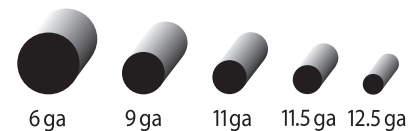
Aluminized

Aluminum coated steel chain link fence fabric is made by cold drawing good commercial grade steel rod into wire of the appropriate diameter. The steel rod from which the wire is drawn is produced by the open hearth, electric furnace or basic oxygen process. The coating process consists of passing the cleaned wire through a molten bath of aluminum metal.

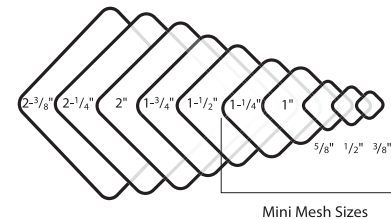
Selvage



Galvanized & Aluminized Wire Gauges



Available Mesh Sizes



Process	Coating	Gauge	Diameter	Class	ASTM
GBW	0.80 oz	11-1/2	0.113"	Class 3	A 817 Type II
	1.2 oz	11-1/2	0.113"	Class 1	A 392
	1.2 oz	11	0.120"	Class 1	A 392
	1.2 oz	9	0.148"	Class 1	A 392
GAW	1.2 oz	11-1/2	0.113"	N/A	N/A
	1.2 oz	11-1/2	0.113"	Class 1	N/A
	1.2 oz	11	0.120"	Class 1	A 392
	1.2 oz	9	0.148"	Class 1	A 392
	2.0 oz	9	0.148"	Class 2	A 392
	1.2 oz	6	0.192"	Class 1	A 392
	2.0 oz	6	0.192"	Class 2	A 392
Aluminized	0.30 oz	11-1/2	0.113"	N/A	A 491 Type I
	0.40 oz	9	0.148"	N/A	A 491 Type I
	0.40 oz	6	0.192"	N/A	A 491 Type I

Spectra

The galvanized steel core wire for producing extruded PVC coated steel chain link fence fabric is produced by cold-drawing good commercial grade steel rod into wire of the appropriate diameter. The steel rod from which the wire is drawn is produced by the open hearth, electric furnace or basic oxygen process. The galvanized coating is produced by passing the cleaned wire through a bath of molten zinc which conforms to ASTM B6. The extruded PVC coating is produced by extruding PVC at a coating thickness of 0.015" (.38mm) - 0.025" (0.64 mm) over a galvanized core wire.

Spectra Bond

Extruded bonded vinyl is a better alternative to simple extruded wire. With extruded bonded wire, the extruding process is taken one step further: an adhesive is applied to the wire before being extruded with the vinyl coating. This seals the vinyl to the wire to bond provides greater protection against nature.

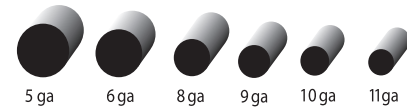
Permafused

Fused and Adhered vinyl coating. Coated using a polyolefin coating, the galvanized wire is first heated, then coated, causing the wire and the plastic to bond together, creating a better protective coating to prevent moisture from penetrating to the steel core of the wire.

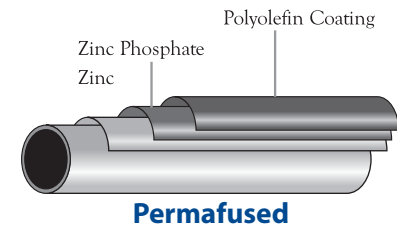
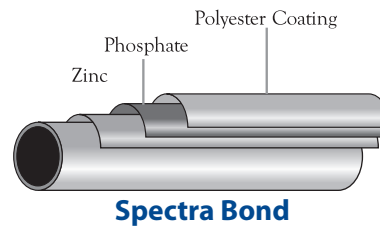
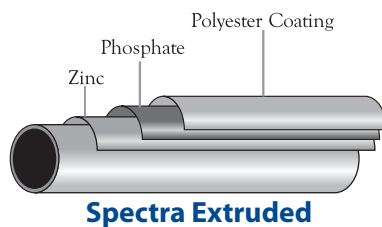
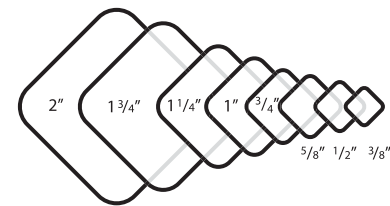
Spectra and Spectra Bond Finish Gauges



Permafused Finish Gauges



Available Mesh Sizes



Brand / Process	Wire ASTM	Galv Coating	Core Gauge*	Finish Gauge*	Type	ASTM
Spectra / Extruded	A 641	0.30	9	6	Class 1	F668
	Non-ASTM	0.15	11	8	Class 1	N/A
	Non-ASTM	0.15	13	9	Class 1	N/A
	Non-ASTM	0.15	14	11	Class 1	N/A
Spectra Bond / Extruded Bonded	A 641	0.30	9	6	Class 2a	F668
	A 641	0.30	11	8	Class 2a	F668
	A 641	0.30	12	9	Class 2a	F668
	A 641	0.25	14	11	Class 2a	F668
Permafused / Fuse Bonded	A 641	0.40	6	5	Class 2b	F668
	A 641	0.30	7	6	Class 2b	F668
	A 641	0.30	9	8	Class 2b	F668
	A 641	0.30	10	9	Class 2b	F668
	A 641	0.30	11	10	Class 2b	F668
	A 641	0.30	12	11	Class 2b	F668

* Use the **bolded gauge** (core or finish) for ordering.

Galvanized Before Weaving (GBW)

2-3/8" – 11-1/2 Gauge (0.113") GBW / .80 oz./Ft.² Zinc Coating

Meets ASTM A817 Type II Class 3 • Feet Per Roll: 50

HEIGHT	KK PART NO.	KT PART NO.	WEIGHT PER FT.	NOTES
3'	055479	—	1.09	
42"	055478	—	1.28	
4'	055484	—	1.47	
5'	055485	—	1.83	
6'	055487	055486	2.20	

2-1/4" – 11-1/2 Gauge (0.113") GBW / 1.2 oz./Ft.² Zinc Coating

Meets ASTM A 392, Class 1 • Feet Per Roll: 50

HEIGHT	KK PART NO.	KT PART NO.	WEIGHT PER FT.	NOTES
4'	055587	—	1.60	
5'	055588	—	1.99	
6'	055589	055590	2.40	

Extra charge for broken rolls.

SELVAGE ABBREVIATIONS:

KT - Knuckle-Twist, also known as BK - Barb-Knuckle

TT - Twist-Twist, also known as BB - Barb-Barb

KK - Knuckle-Knuckle

SPECIAL NOTE: KT or TT Selvage on 5' high fabric or less is **not recommended** for Residential Applications

2" – 11 Gauge (0.120") GBW / 1.2 oz./ft.² Zinc Coating

Meets ASTM A 392, Class 1 • Feet Per Roll: 50

HEIGHT	KK PART NO.	KT PART NO.	WEIGHT PER FT.	NOTES
3'	055607	—	1.45	
42"	055608	—	1.70	
4'	055609	—	1.95	
5'	055610	—	2.45	
6'	055611	055612	2.80	
7'	055614	055615	3.40	
8'	055617	055618	3.80	
10'	055620	055621	4.85	
12'	055623	055624	5.80	

2" – 9 Gauge (0.148") GBW / 1.2 oz./ft.² Zinc Coating

Meets ASTM A 392, Class 1 • Feet Per Roll: 50

HEIGHT	KK PART NO.	KT PART NO.	WEIGHT PER FT.	NOTES
3'	055630	—	2.15	
42"	055631	—	2.51	
4'	055632	—	2.90	
5'	055633	—	3.60	
6'	055635	055636	4.30	
7'	055638	055639	5.05	
8'	055641	055642	5.80	
10'	055644	055645	7.20	
12'	055647	055648	8.70	

SPECIAL NOTE: KT or TT Selvage on 5' high fabric or less is **not recommended** for Residential Applications

Hot Dip Galvanized After Weaving (GAW)

2-3/8" – 11-1/2 Gauge (0.113") GAW / 1.2 oz./ft.² Zinc Coating

Meets ASTM A 392, Class 1 • Feet Per Roll: 50

HEIGHT	KK PART NO.	KT PART NO.	WEIGHT PER FT.	NOTES
3'	056202	—	1.13	
42"	056203	—	1.31	
4'	056204	—	1.49	
5'	056205	—	1.85	
6'	056219	056206	2.25	
7'	056220	056207	2.65	
8'	056221	056208	2.98	

2-1/4" – 11-1/2 Gauge (0.113") GAW / 1.2 oz./ft.² Zinc Coating

Meets ASTM A 392, Class 1 • Feet Per Roll: 50

HEIGHT	KK PART NO.	KT PART NO.	WEIGHT PER FT.	NOTES
3'	056102	—	1.19	
42"	056103	—	1.39	
4'	056104	—	1.58	
5'	056105	—	1.97	
6'	056139	056106	2.37	
7'	056177	056167	2.81	
8'	056168	056138	3.20	

Extra charge for broken rolls.

SELVAGE ABBREVIATIONS:

KT - Knuckle-Twist, also known as BK - Barb-Knuckle

TT - Twist-Twist, also known as BB - Barb-Barb

KK - Knuckle-Knuckle

SPECIAL NOTE: KT or TT Selvage on 5' high fabric or less is **not recommended** for Residential Applications

2" – 11 Gauge (0.120") GAW / 1.2 oz./ft.² Zinc Coating

Meets ASTM A 392, Class 1 • Feet Per Roll: 50

HEIGHT	KK PART NO.	KT PART NO.	TT PART NO.	WEIGHT PER FT.	NOTES
3'	054402	—	—	1.45	
42"	054403	—	—	1.69	
4'	054404	—	—	1.93	
5'	054405	—	—	2.41	
6'	054417	054406	054434	2.95	
7'	054436	054407	054437	3.44	
8'	054439	054408	054440	3.93	
10'	054420	054410	054442	4.92	
12'	054444	054412	054445	5.90	

2" – 9 Gauge (0.148") GAW / 1.2 oz./ft.² Zinc Coating

Meets ASTM A 392, Class 1 • Feet Per Roll: 50

HEIGHT	KK PART NO.	KT PART NO.	TT PART NO.	WEIGHT PER FT.	NOTES
3'	055402	—	—	2.18	
42"	055403	—	—	2.50	
4'	055404	—	—	2.87	
5'	055405	—	—	3.59	
6'	055417	055406	055446	4.30	
7'	055461	055460	055407	5.02	
8'	055463	055464	055408	5.78	
9'	055409	055411	055413	6.46	
10'	055410	055466	055467	7.18	
12'	055412	055469	055470	8.61	

2" – 9 Gauge (0.148") GAW / 1.2 oz./ft.² Zinc Coating

Meets ASTM A 392, Class 1 • Feet Per Roll: 100

HEIGHT	KK PART NO.	KT PART NO.	TT PART NO.	WEIGHT PER FT.	NOTES
4'	055380	—	—	2.87	
5'	055381	—	—	3.59	
6'	056411	056410	055382	4.30	
7'	055383	055384	055385	5.02	
8'	055386	055387	055388	5.78	
10'	007460	N00547	—	7.18	
12'	—	—	N01133	8.41	

SPECIAL NOTE: KT or TT Selvage on 5' high fabric or less is **not recommended** for Residential Applications

Hot Dip Galvanized After Weaving (GAW)

2" - 9 Gauge (0.148") GAW / 2.0 oz./ft.² Zinc Coating

Meets ASTM A 392, Class 2 • Feet Per Roll: 50

HEIGHT	KK PART NO.	KT PART NO.	TT PART NO.	WEIGHT PER FT.	NOTES
3'	055422	055433	055434	2.23	
42"	055423	055435	055436	2.61	
4'	055424	055437	055438	2.98	
5'	055425	055439	055440	3.71	
6'	055426	055441	055442	4.46	
7'	055427	055443	055444	5.20	
8'	055428	055445	055447	5.95	
9'	055429	055559	055551	6.69	
10'	055430	055553	055554	7.44	
12'	055432	055555	055556	8.92	

2" - 9 Gauge (0.148") GAW / 2.0 oz./ft.² Zinc Coating

Meets ASTM A 392, Class 2 • Feet Per Roll: 100

HEIGHT	KK PART NO.	KT PART NO.	TT PART NO.	WEIGHT PER FT.	NOTES
4'	190J00	—	—	2.98	
5'	055453	—	—	3.71	
6'	055389	055390	055391	4.46	
7'	055392	055393	055394	5.20	
8'	055395	055396	055397	5.95	
10'	—	466C00	055398	7.44	

Extra charge for broken rolls.

SELVAGE ABBREVIATIONS:

KT - Knuckle-Twist, also known as BK - Barb-Knuckle

TT - Twist-Twist, also known as BB - Barb-Barb

KK - Knuckle-Knuckle

SPECIAL NOTE: KT or TT Selvage on 5' high fabric or less is **not recommended** for Residential Applications

2" – 6 Gauge (0.192") GAW / 1.2 oz./ft.² Zinc Coating

Meets ASTM A 392, Class 1 • Feet Per Roll: 25

HEIGHT	KK PART NO.	KT PART NO.	TT PART NO.	WEIGHT PER FT.	NOTES
3'	055302	—	—	3.83	
42"	055303	—	—	4.46	
4'	055304	—	—	5.12	
5'	055305	—	—	6.38	
6'	055340	055306	055341	7.65	
7'	055342	055343	055307	8.93	
8'	055344	055345	055308	10.20	
9'	055346	055347	055309	11.48	
10'	055310	055348	055349	12.75	
12'	055312	055350	055351	15.30	

2" – 6 Gauge (0.192") GAW / 2.0 oz./ft.² Zinc Coating

Meets ASTM A 392, Class 2 • Feet Per Roll: 25

HEIGHT	KK PART NO.	KT PART NO.	TT PART NO.	WEIGHT PER FT.	NOTES
3'	—	—	—	3.85	
4'	055321	—	—	5.15	
5'	055374	—	—	6.41	
6'	055314	055352	055326	7.71	
7'	005023	055318	055327	8.98	
8'	055320	055353	055328	10.28	
9'	055346	055347	055309	11.32	
10'	055376	057259	055330	12.82	
12'	055378	055313	055331	15.38	

Extra charge for broken rolls.

SELVAGE ABBREVIATIONS:

KT - Knuckle-Twist, also known as BK - Barb-Knuckle

TT - Twist-Twist, also known as BB - Barb-Barb

KK - Knuckle-Knuckle

SPECIAL NOTE: KT or TT Selvage on 5' high fabric or less is **not recommended** for Residential Applications

Hot Dip Galvanized After Weaving (GAW)

1-3/4" - 11 Gauge (0.120") GAW / 1.2 oz./ft.² Zinc Coating

Meets ASTM A 392, Class 1 • Feet Per Roll: 50

HEIGHT	KK PART NO.	WEIGHT PER FT.	NOTES
10'	054310	5.65	
12'	054312	6.78	

1-3/4" - 9 Gauge (0.148") GAW / 1.2 oz./ft.² Zinc Coating

Meets ASTM A 392, Class 1 • Feet Per Roll: 50

HEIGHT	KK PART NO.	WEIGHT PER FT.	NOTES
10'	054320	8.48	
12'	054322	10.18	

Extra charge for broken rolls.

SELVAGE ABBREVIATIONS:

KK - Knuckle-Knuckle

SPECIAL NOTE: KT or TT Selvage on 5' high fabric or less is **not recommended** for Residential Applications

2-1/4" – 11-1/2 Gauge (0.113") Aluminized / .30 oz./ft.² Aluminum Coating

Meets ASTM A 491 • Feet Per Roll: 50

HEIGHT	KK PART NO.	KT PART NO.	TT PART NO.	WEIGHT PER FT.	NOTES
3'	057052	—	—	1.20	
42"	057053	—	—	1.40	
4'	057054	—	—	1.60	
5'	057055	—	—	2.00	
6'	057057	057056	—	2.40	

2" – 9 Gauge (0.148") Aluminized / .40 oz./ft.² Aluminum Coating

Meets ASTM A 491 • Feet Per Roll: 50

HEIGHT	KK PART NO.	KT PART NO.	TT PART NO.	WEIGHT PER FT.	NOTES
3'	057202	—	—	2.00	
42"	057203	—	—	2.33	
4'	057204	—	—	2.67	
5'	057205	—	—	3.33	
6'	057214	057206	057213	4.00	
7'	057216	057207	057215	4.67	
8'	057218	057208	057217	5.33	
10'	057210	057219	057220	6.67	
12'	057212	057221	057222	8.00	

Extra charge for broken rolls.

SELVAGE ABBREVIATIONS:

KT - Knuckle-Twist, also known as BK - Barb-Knuckle

TT - Twist-Twist, also known as BB - Barb-Barb

KK - Knuckle-Knuckle

SPECIAL NOTE: KT or TT Selvage on 5' high fabric or less is **not recommended** for Residential Applications

Aluminized

2" – 6 Gauge (0.192") Aluminized / .40 oz./ft.² Aluminum Coating

Meets ASTM A 491 • Feet Per Roll: 50

HEIGHT	KK PART NO.	KT PART NO.	TT PART NO.	WEIGHT PER FT.	NOTES
4'	057236	—	—	4.74	
5'	057239	—	—	5.93	
6'	057242	057243	057244	7.12	
7'	057245	057246	057247	8.30	
8'	057248	057249	057250	8.30	
10'	057251	057252	057253	11.86	
12'	057254	057255	057256	14.23	

1-3/4" – 11 Gauge (0.120") Aluminized / .35 oz./ft.² Aluminum

Meets ASTM A 491 • Feet Per Roll: 50

HEIGHT	KK PART NO.	WEIGHT PER FT.	NOTES
10'	057110	5.20	
12'	057112	6.24	

Extra charge for broken rolls.

SELVAGE ABBREVIATIONS:

KT - Knuckle-Twist, also known as BK - Barb-Knuckle

TT - Twist-Twist, also known as BB - Barb-Barb

KK - Knuckle-Knuckle

SPECIAL NOTE: KT or TT Selvage on 5' high fabric or less is **not recommended** for Residential Applications

2" – 13 Gauge Core / 9 Gauge Finish Spectra® (Extruded PVC)

Feet Per Roll: 50

HEIGHT	KK PART NO.	KT PART NO.	TT PART NO.	WEIGHT PER FT.	NOTES
3'	51314_	—	—	1.08	
42"	51315_	—	—	1.26	
4'	51316_	—	—	1.44	
5'	51317_	—	—	1.80	
6'	51318_	51358_	51368_	2.16	
7'	51319_	51359_	—	2.52	
8'	51320_	51360_	51370_	2.90	
10'	51322_	51362_	—	3.60	
12'	51324_	51515_	—	4.35	

2" – 11 Gauge Core / 8 Gauge Finish Spectra® (Extruded PVC)

Feet Per Roll: 50

HEIGHT	KK PART NO.	KT PART NO.	WEIGHT PER FT.	NOTES
3'	51482_	—	1.08	
42"	51484_	—	1.26	
4'	51486_	—	1.44	
5'	51488_	—	1.80	
6'	51490_	51491_	2.16	
7'	51492_	—	2.52	
8'	51494_	51495_	2.90	
10'	51496_	—	3.60	
12'	51498_	—	4.35	

Spectra®

- Other selvages available on special order.
- Other sizes and colors available on special quotation.
- Setup charges may apply for quantities less than 300 feet of non-stock items. Please inquire at your local branch.

- Add the following number to the part no. for desired color:

1-Forest Green 2-Midnight Black 3-Sierra Brown

Extra charge for broken rolls.

SELVAGE ABBREVIATIONS:

KT - Knuckle-Twist, also known as BK - Barb-Knuckle

TT - Twist-Twist, also known as BB - Barb-Barb

KK - Knuckle-Knuckle

SPECIAL NOTE: KT or TT Selvage on 5' high fabric or less is **not recommended** for Residential Applications

2" – 9 Gauge Core / 6 Gauge Finish Spectra® (Extruded PVC)

Feet Per Roll: 50

HEIGHT	KK PART NO.	KT PART NO.	TT PART NO.	WEIGHT PER FT.	NOTES
3'	51302_	—	—	1.61	
42"	51303_	—	—	1.87	
4'	51304_	—	—	2.14	
5'	51305_	—	—	2.68	
6'	51306_	51297_	51289_	3.21	
7'	51307_	51298_	51290_	3.57	
8'	51308_	51299_	51291_	4.28	
10'	51310_	51300_	—	5.35	
12'	51312_	—	—	6.42	

1-3/4" – 13 Gauge Core / 9 Gauge Finish Spectra® (Extruded PVC)

HEIGHT	KK PART NO. 30' ROLL	KK PART NO. 50' ROLL	WEIGHT PER FT.	NOTES
4'		51330_	1.72	
5'		51331_	2.15	
6'		51332_	2.58	
7'		51337_	3.01	
8'		51333_	3.44	
10'	51338_	51340_	4.30	
12'	51339_	51342_	5.16	

1-3/4" – 11 Gauge Core / 8 Gauge Finish Spectra® (Extruded PVC)

Feet Per Roll: 50

HEIGHT	KK PART NO.	WEIGHT PER FT.	NOTES
10'	51480_	5.92	

Add the following number to the part no. for desired color:
1-Forest Green 2-Midnight Black 3-Sierra Brown

Extra charge for broken rolls.

SELVAGE ABBREVIATIONS:

KT - Knuckle-Twist, also known as BK - Barb-Knuckle

TT - Twist-Twist, also known as BB - Barb-Barb

KK - Knuckle-Knuckle

SPECIAL NOTE: KT or TT Selvage on 5' high fabric or less is **not recommended** for Residential Applications

2" – 11 Gauge Core / 8 Gauge Finish Spectra Bond® (Extruded Bonded PVC)

Meets ASTM F 668, Class 2a • Feet Per Roll: 50

HEIGHT	KK PART NO.	KT PART NO.	WEIGHT PER FT.	NOTES
6'	48433_	48434_	3.12	
7'	48435_	48436_	3.64	
8'	48437_	48438_	4.16	

2" – 9 Gauge Core / 6 Gauge Finish Spectra Bond® (Extruded Bonded PVC)

Meets ASTM F 668, Class 2a • Feet Per Roll: 25

HEIGHT	KK PART NO.	KT PART NO.	WEIGHT PER FT.	NOTES
3'	48410_	—	2.43	
42"	48411_	—	2.84	
4'	48412_	—	3.24	
5'	48413_	—	4.05	
6'	48400_	48405_	4.50	
7'	48401_	48406_	5.25	
8'	48402_	48407_	6.00	
10'	48403_	—	7.50	
12'	48404_	—	9.00	

1-3/4" – 11 Gauge Core / 8 Gauge Finish Spectra Bond® (Extruded Bonded PVC)

Meets ASTM F 668, Class 2a • Feet Per Roll: 50

HEIGHT	KK PART NO.	WEIGHT PER FT.	NOTES
10'	48439_	6.04	
12'	48440_	7.25	

1-3/4" – 9 Gauge Core / 6 Gauge Finish Spectra Bond® (Extruded Bonded PVC)

Meets ASTM F 668, Class 2a • Feet Per Roll: 25

HEIGHT	KK PART NO.	WEIGHT PER FT.	NOTES
10'	48408_	9.00	
12'	48409_	10.84	

Add the following number to the part no. for desired color:

1-Forest Green 2-Midnight Black 3-Sierra Brown

SPECIAL NOTE: KT or TT Selvage on 5' high fabric or less is **not recommended** for Residential Applications

Permafused

2" – 9 Gauge Core / 8 Gauge Finish Permafused (Fused and Adhered)

Meets ASTM F 668, Class 2b • Feet Per Roll: 25 or 50

HEIGHT	KK PART NO.	KT PART NO.	WEIGHT PER FT.	NOTES
3'	48598_	—	2.25	
42"	48599_	—	2.63	
4'	48600_	—	3.00	
5'	48601_	—	3.75	
6'	48602_	48608_	4.50	
7'	48603_	48609_	5.25	
8'	48604_	48610_	6.00	
10'	48605_	48611_	7.50	
12'	48606_	48607_	9.00	

1-Forest Green, 25' roll 2-Midnight Black, 25' roll 3-Sierra Brown, 25' roll
 5-Forest Green, 50' roll 6-Midnight Black, 50' roll 9-Sierra Brown, 50' roll

Only applies to 2" - 9 Gauge Core / 8 Gauge Finished Permafused

1-3/4" – 9 Gauge Core / 8 Gauge Finish Permafused (Fused and Ahered)

Meets ASTM F 668, Class 2b • Feet Per Roll: 25

HEIGHT	KK PART NO.	WEIGHT PER FT.	NOTES
10'	48613_	9.00	
12'	48612_	10.84	

Permafused

- Other selvages available on special order.
- Other sizes and colors available on special quotation.
- Setup charges my apply for quantities less than 300 feet of non-stock items. Please inquire at your local branch.

- Add the following number to the part no. for desired color:

1-Forest Green 2-Midnight Black 3-Sierra Brown

Extra charge for broken rolls.

SELVAGE ABBREVIATIONS:

KT - Knuckle-Twist, also known as BK - Barb-Knuckle

TT - Twist-Twist, also known as BB - Barb-Barb

KK - Knuckle-Knuckle

SPECIAL NOTE: KT or TT Selvage on 5' high fabric or less is **not recommended** for Residential Applications

Slat Master® 80% Privacy - 9 Gauge GBW - Stapled

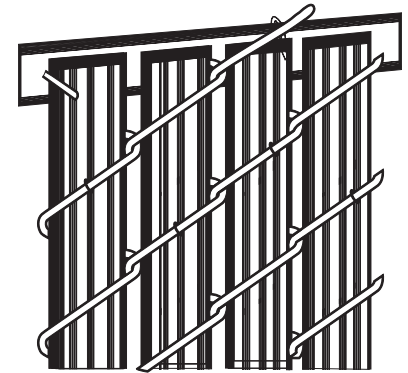
Plastic Slats, Galvanized Chain Link Fabric
 3-1/2" x 5" Mesh, 1.20 oz./ft.² Zinc Coating
 2-3/8" Polyethylene Slats

• Feet Per Roll: 25

Add the following number to the part number for the desired slat color:

0 - Tan 1 - Green 2 - Black 3 - Brown 4 - White 5 - Gray 6 - Redwood 7 - Sky Blue

HEIGHT	KK PART NO.	PT PART NO.	WEIGHT PER FT.	NOTES
4'	51010_	50501_	3.10	
5'	51011_	50502_	3.87	
6'	51012_	50503_	4.81	
7'	51013_	50504_	5.55	
8'	51014_	50505_	6.18	
10'	51015_	50506_	7.74	
12'	51016_	50507_	9.61	



Slat Master® 95% Privacy - 9 Gauge GBW

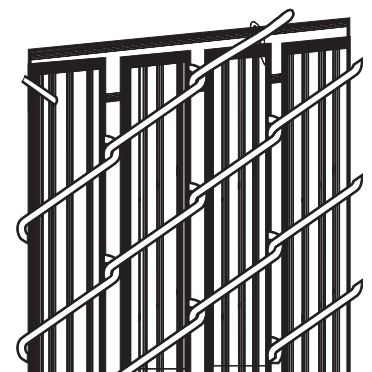
Plastic Slats, Galvanized Chain Link Fabric
 3-1/2" x 5" Mesh, 1.20 oz./ft.² Zinc Coating
 2-13/16" Polyethylene Slats

• Feet Per Roll: 25

Add the following number to the part number for the desired slat color:

0 - Tan 1 - Green 2 - Black 3 - Brown 4 - White 5 - Gray 6 - Redwood 7 - Sky Blue

HEIGHT	KK PART NO.	PT PART NO.	WEIGHT PER FT.	NOTES
5'	51021_	—	3.90	
6'	51022_	50508_	4.68	
7'	51023_	50514_	5.50	
8'	51024_	50515_	6.28	
10'	51025_	—	7.33	
12'	51026_	—	9.17	



Available in full rolls only.

Setup charges may apply for quantities less than 300' for non-stock items. Please inquire at your local branch.

SELVAGE ABBREVIATIONS:

KK - Knuckle-Knuckle

PT - Pig Tail

Slat Master®

Slat Master® 95% Privacy - PermaFused 9 Gauge Core / 8 Gauge Finish

Plastic Slats, Fused & Adhered Chain Link Fabric

3-1/2" x 5" Mesh

Coating 2-13/16" Polyethylene Slats

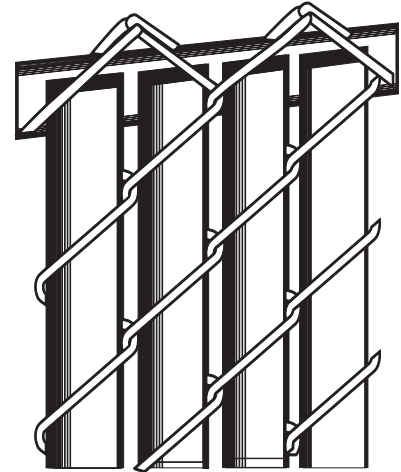
• Feet Per Roll: 25

Other colors are available: Inquire at your local branch.

SELVAGE: KK

SLAT COLOR / FABRIC COLOR

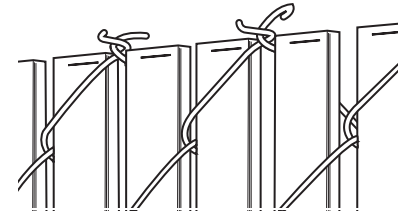
HEIGHT	GREEN/GREEN	BLACK/BLACK	BROWN/BROWN	WEIGHT PER FT.	NOTES
3'	—	N00764	—	2.34	
4'	—	N00765	—	3.12	
5'	—	510282	510283	3.90	
6'	—	510272	510273	4.86	



SELVAGE: PT

SLAT COLOR / FABRIC COLOR

HEIGHT	GREEN/GREEN	BLACK/BLACK	BROWN/BROWN	WEIGHT PER FT.	NOTES
4'	—	175P00	312D00	3.10	
5'	—	—	823V00	3.87	
6'	—	—	504993	4.81	
7'	—	504792	—	5.55	
8'	504781	504782	—	6.18	
10'	—	504852	—	7.74	



Available in full rolls only.

Setup charges may apply for quantities less than 300' for non-stock items. Please inquire at your local branch.

SELVAGE ABBREVIATIONS:

KK - Knuckle-Knuckle

PT - Pig Tail

Slat Master® 80% Privacy - Stapled - 9 Gauge Core / 8 Gauge Finish

Plastic Slats, Fused & Adhered Chain Link

3-1/2" x 5" Mesh

2-3/8" Polyethylene Slats

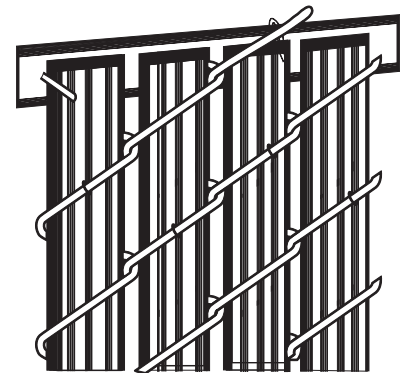
• Feet Per Roll: 25

Other colors are available: Inquire at your local branch.

SELVAGE: KK

SLAT COLOR / FABRIC COLOR

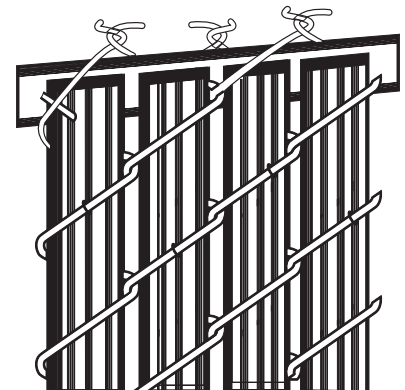
HEIGHT	BLACK/BLACK	WEIGHT PER FT.	NOTES
5'	510302	3.87	
6'	302J00	4.81	
7'	510612	5.55	
8'	510291	6.18	
10'	510292	7.74	



SELVAGE: PT

SLAT COLOR / FABRIC COLOR

HEIGHT	GREEN/GREEN	BLACK/BLACK	BROWN/BROWN	WEIGHT PER FT.	NOTES
4'	—	207O00	—	4.10	
5'	881T00	—	—	4.25	
6'	505001	505002	505003	5.00	
7'	214Y00	—	—	5.55	
8'	504881	351L00	N00714	8.20	
12'	215Y00	—	—	9.61	



Available in full rolls only.

Setup charges may apply for quantities less than 300' for non-stock items. Please inquire at your local branch.

SELVAGE ABBREVIATIONS:

KK - Knuckle-Knuckle

PT - Pig Tail

Slat Master®

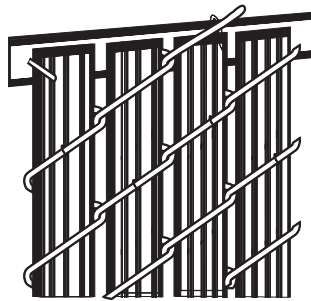
Slat Master® 95% Privacy - 10 Gauge GBW

Plastic Slats, Galvanized Chain Link
 3-1/2" x 5" Mesh, 1.2 oz./ft.² Zinc Coating
 2-13/16" Polyethylene Slats

• Feet Per Roll: 25

SELVAGE: KK

HEIGHT	TAN	GREEN	BLACK	BROWN	WHITE	GREY	REDWOOD	SKY BLUE	WEIGHT PER FT.	NOTES
3'	505120	505121	—	—	505120	505125	505126	—	2.40	
4'	505130	505131	—	—	—	—	505136	—	3.10	
5'	505220	500V00	—	—	—	—	—	—	3.87	
6'	505110	505111	—	505113	505114	505115	505116	—	4.81	
7'	505180	467W00	—	505193	505184	—	505186	—	5.55	
8'	—	—	—	—	505234	506V00	—	628V00	6.07	



Slat Master® 95% Privacy - PermaFused 10 Gauge Core / 9 Gauge Finish

Plastic Slats, Fused & Adhered Chain Link Fabric

3-1/2" x 5" Mesh

2-13/16" Polyethylene Slats

• Feet Per Roll: 25

SELVAGE: KK

SLAT COLOR / FABRIC COLOR

HEIGHT	TAN/TAN	GREEN/GREEN	BLACK/BLACK	BROWN/BROWN	REDWOOD/REDWOOD	WEIGHT PER FT.	NOTES
3'	—	—	—	505243	832X00	3.10	
4'	502000	—	—	505133	—	3.87	
6'	—	505203	301J00	505183	505206	4.81	
7'	962X00	—	—	234Y00	—	5.55	
8'	—	—	—	007687	—	6.18	

Available in full rolls only.

Setup charges may apply for quantities less than 300' for non-stock items. Please inquire at your local branch.

SELVAGE ABBREVIATIONS:

KK - Knuckle-Knuckle

Slat Master® 80% Privacy - Replacement Slats

Plastic Slats

2-3/8" High Density Polyethylene Slats

• 90 pieces per bag. Approximate coverage per bag: 18 linear feet.

HEIGHT	TAN	GREEN	BLACK	BROWN	REDWOOD	WEIGHT EA.	NOTES
4'	—	203811	—	203813	203816	0.24	
5'	—	203821	203822	203823	203826	0.30	
6'	203830	203831	203832	203833	203836	0.36	
7'	—	—	—	203843	—	0.47	
8'	203850	203851	203852	203853	203856	0.48	
10'	203860	203861	203862	203863	203866	0.67	

Slat Master® 95% Privacy - Replacement Slats

Plastic Slats

2-13/16" High Density Polyethylene Slats

• 106 pieces per bag. Approximate coverage per bag: 25 linear feet.

HEIGHT	TAN	GREEN	BLACK	BROWN	REDWOOD	WEIGHT EA.	NOTES
4'	204680	—	—	204683	—	0.27	
5'	204690	204691	—	204693	204696	0.33	
6'	204700	204701	204702	204703	204706	0.40	
7'	—	—	—	204713	204716	0.47	
8'	204720	204721	—	204723	204726	0.54	

Special heights available upon request.

Chain Link Slats

Bottom-Locking Slats / High Density Polyethylene (HDPE)

•ADD THE FOLLOWING NUMBER TO THE PART NUMBER FOR DESIRED COLOR:

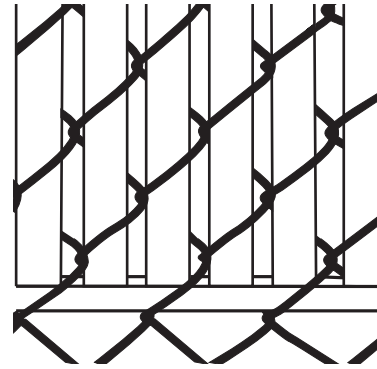
0-Beige 1-Green 2-Black 3-Brown 4-White 5-Gray 6-Redwood 7-Sky Blue

Note: Only sold in full bags.

Packaging will be in plastic bags.

Privacy - Approximately 75%

SLAT TYPE	SLAT WIDTH	MESH SIZE	WIRE GAUGE	SLATS PER BAG	APPROX COVERAGE PER BAG
2" Slat	1-3/32"	2"	8, 9, or 11	82	10 linear feet
2 1/4" Slat	1-1/4"	2-1/4 or 2-3/8"	11-1/2 or 12-1/2"	78	10 linear feet
1 3/4" Slat	7/8"	1-3/4"	8, 9, or 11	100	10 linear feet
1 3/4" Slat	7/8"	2"	6	100	10 linear feet



DESCRIPTION	PART NO. 2" SLAT	PART NO. 2-1/4" SLAT	WEIGHT PER PKG.	NOTES
3' Fence Height	20280_	20369_	8.00	
42" Fence Height	20281_	20370_	10.00	
4' Fence Height	20282_	20371_	11.00	
5' Fence Height	20283_	20372_	14.00	
6' Fence Height	20284_	20373_	17.00	
7' Fence Height	20285_	20374_	20.00	
8' Fence Height	20286_	20375_	23.00	
10' Fence Height	20288_	20377_	29.00	
12' Fence Height	20289_	20379_	35.00	

Bottom Channel / High Density Polyethylene (HDPE)

ADD THE FOLLOWING NUMBER TO THE PART NUMBER FOR DESIRED COLOR:

0-Beige 1-Green 2-Black 3-Brown 4-White 5-Gray 6-Redwood

DESCRIPTION	PART NO.	PER PALLET	WEIGHT EA.	NOTES
40" Length	20155_	50	0.50	

All special and non-stock items will be shipped collect — F.O.B. Factory

SPECIAL NOTE: KT or TT Selvage on 5' high fabric or less is **not recommended** for Residential Applications

Top-Locking Slats / High Density Polyethelene (HDPE)

ADD THE FOLLOWING NUMBER TO THE PART NUMBER FOR DESIRED COLOR:

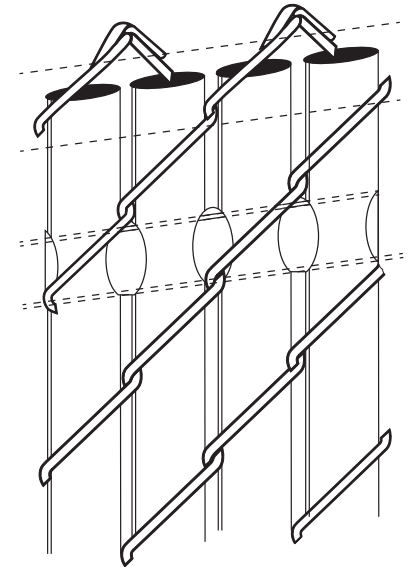
0-Beige 1-Green 2-Black 3-Brown 4-White 5-Gray 6-Redwood 7-Sky Blue

Note: Only sold in full bags.

Packaging will be in plastic bags.

Privacy - Approximately 75%

SLAT TYPE	SLAT WIDTH	MESH SIZE	WIRE GAUGE	SLATS PER BAG	APPROX COVERAGE PER BAG
2" Slat	1-3/32"	2"	8, 9, or 11	82	10 linear feet
2 1/4" Slat	1-1/4"	2-1/4 or 2-3/8"	11-1/2 or 12-1/2"	78	10 linear feet
1 3/4" Slat	7/8"	1-3/4"	8, 9, or 11	100	10 linear feet
1 3/4" Slat	7/8"	2"	6	100	10 linear feet



DESCRIPTION	PART NO. 2" SLAT	PART NO. 2-1/4" SLAT	WEIGHT PER PKG.	NOTES
3' Fence Height	20450_	20459_	8.00	
42" Fence Height	20451_	20460_	10.00	
4' Fence Height	20452_	20461_	11.00	
5' Fence Height	20453_	20462_	14.00	
6' Fence Height	20454_	20463_	17.00	
7' Fence Height	20455_	20464_	20.00	
8' Fence Height	20456_	20465_	23.00	
10' Fence Height	20457_	20466_	29.00	
12' Fence Height	20458_	20467_	35.00	

All special and non-stock items will be shipped collect — F.O.B. Factory

SPECIAL NOTE: KT or TT Selvage on 5' high fabric or less is **not recommended** for Residential Applications

Chain Link Slats

Winged Slat® / High Density Polyethelene (HDPE)

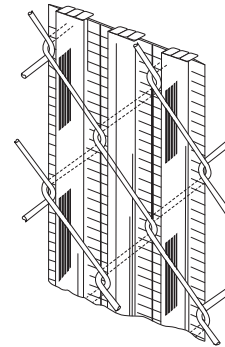
ADD THE FOLLOWING NUMBER TO THE PART NUMBER FOR DESIRED COLOR:

0-Beige 1-Green 2-Black 3-Brown 4-White 5-Gray 6-Redwood 7-Sky Blue 8-Navy Blue

Note: Only sold in full bags.

Packaging will be in plastic bags.

Privacy - Approximately 90%



SLAT TYPE	SLAT WIDTH	MESH SIZE	WIRE GAUGE	SLATS PER BAG	APPROX COVERAGE PER BAG
Winged Slat	1-1/4"	2"	9 only	82	10 linear feet

DESCRIPTION	PART NO. 2" MESH	WEIGHT PER PKG.	NOTES
4' Fence Height	19956_	12.00	
5' Fence Height	19957_	15.00	
6' Fence Height	19958_	18.00	
7' Fence Height	19963_	22.00	
8' Fence Height	19959_	25.00	

M - Slat / High Density Polyethelene (HDPE)

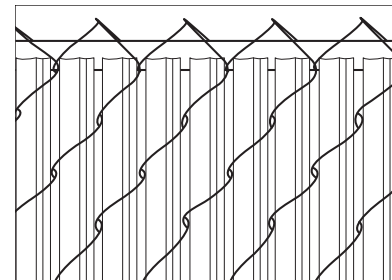
ADD THE FOLLOWING NUMBER TO THE PART NUMBER FOR DESIRED COLOR:

0-Beige 1-Green 2-Black 3-Brown 4-White 5-Gray 6-Redwood 7-Sky Blue

Note: Only sold in full bags.

Packaging will be in plastic bags.

Privacy - Approximately 90%



SLAT TYPE	SLAT WIDTH	MESH SIZE	WIRE GAUGE	SLATS PER BAG	APPROX COVERAGE PER BAG
M-Slat	1-1/4"	2", 2 1/4", or 2 3/8"	9, 11, or 11 1/2"	82	10 linear feet

DESCRIPTION	PART NO.	WEIGHT PER PKG.	NOTES
4' Fence Height	20167_	7.2	
5' Fence Height	20166_	9.0	
6' Fence Height	20395_	10.8	
7' Fence Height	20428_	11.0	
8' Fence Height	20429_	14.0	

All special and non-stock items will be shipped collect — F.O.B. Factory

SPECIAL NOTE: KT or TT Selvage on 5' high fabric or less is **not recommended** for Residential Applications

Safety Top Cap / High Density Polyethelene (HDPE)

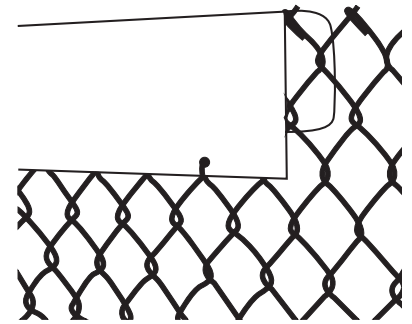
ADD THE FOLLOWING NUMBER TO THE PART NUMBER FOR DESIRED COLOR:

1- Green 2-Black 9 Safety Yellow

Note: Only sold in full bags, 5 cap sections per bag

- Cap sections are 8' long, 5-1/2" high, 2-3/4" wide
- Coverage per bag: approximately 40 linear feet
- Hog Rings per bag 15

DESCRIPTION	PART NO.	BAG QTY.	WEIGHT PER PKG.	NOTES
8' Safety Top Cap	20430_	5	11.00	

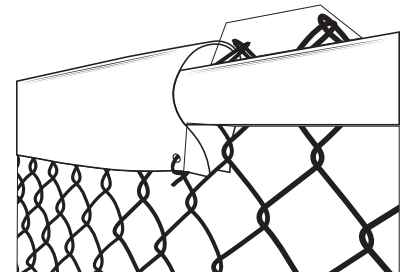


Safety Top Cap - Lite / High Density Polyethelene (HDPE)

Note: Only sold in full bags, 10 cap sections per bag


- Cap sections are 8' long, 4" high, 2-1/2" wide
- Coverage per bag: approximately 80 linear feet

DESCRIPTION	PART NO.	BAG QTY.	WEIGHT PER PKG.	NOTES
8' Safety Top Cap - Yellow	009388	10	11.00	
Zip Ties - Black	274A00	100	2.00	



Corrugated Top Cap

DESCRIPTION	PART NO. BLACK	PART NO. YELLOW	WEIGHT PER EA.	NOTES
100' Corrugated	—	002116	27.00	
250' Corrugated	911V00	204319	67.00	
19" Ties	—	953D00	3.00	



All special and non-stock items will be shipped collect — F.O.B. Factory

SPECIAL NOTE: KT or TT Selvage on 5' high fabric or less is **not recommended** for Residential Applications

Chain Link - Fabric



High Security and Mini Mesh

9 Gauge (0.148") GBW / 1.2 oz./ft.² Zinc Coating

Meets ASTM A 392, Class 1 • Feet Per Roll: 25 (50 ft for 1-1/4")

HEIGHT	3/8"		1/2"		5/8"	
	KK PART NO.	WEIGHT PER FT.	KK PART NO.	WEIGHT PER FT.	KK PART NO.	WEIGHT PER FT.
3'	MM0009	10.83	MM0099	8.25	MM0189	6.57
42"	MM0019	12.64	MM0109	9.63	MM0199	7.67
4'	MM0029	14.44	MM0119	11.00	MM0209	8.76
5'	MM0039	18.05	MM0129	13.75	MM0219	10.95
6'	MM0049	21.66	MM0139	16.50	MM0229	13.14
7'	MM0059	25.27	MM0149	19.25	MM0239	15.33
8'	MM0069	28.88	MM0159	22.00	MM0249	17.52
10'	MM0079	36.10	MM0169	27.50	MM0259	21.90
12'	MM0089	43.32	MM0179	33.00	MM0269	26.28

HEIGHT	3/4"		1"		1-1/4"	
	KK PART NO.	WEIGHT PER FT.	KK PART NO.	WEIGHT PER FT.	KK PART NO.	WEIGHT PER FT.
3'	MM0279	5.49	MM0369	4.25	MM0459	3.30
42"	MM0289	6.41	MM0379	4.83	MM0469	3.85
4'	MM0299	7.32	MM0389	5.66	MM0479	4.40
5'	MM0309	9.15	MM0399	6.90	MM0489	5.50
6'	MM0319	10.98	MM0409	8.28	MM0499	6.60
7'	MM0329	12.81	MM0419	9.66	MM0509	7.70
8'	MM0339	14.64	MM0429	11.04	MM0519	8.80
10'	MM0349	18.30	MM0439	13.80	MM0529	11.00
12'	MM0359	21.96	MM0449	16.99	MM0539	13.20

Extra charge for broken rolls.

Setup charges may apply for quantities less than 300' for non-stock items. Please inquire at your local branch.

SELVAGE ABBREVIATIONS:

KK - Knuckle-Knuckle

11 Gauge (0.120") GBW / 1.2 oz./ft.² Zinc Coating

Meets ASTM A 392, Class 1 • Feet Per Roll: 25 (50 ft for 1-1/4")

HEIGHT	3/8"		1/2"		5/8"	
	KK PART NO.	WEIGHT PER FT.	KK PART NO.	WEIGHT PER FT.	KK PART NO.	WEIGHT PER FT.
3'	MM1089	8.20	MM1179	6.30	MM1269	4.51
42"	MM1099	9.56	MM1189	7.35	MM1279	5.26
4'	MM1109	10.93	MM1199	8.40	MM1289	6.01
5'	MM1119	13.66	MM1209	10.50	MM1299	7.52
6'	MM1129	16.39	MM1219	12.60	MM1309	9.02
7'	MM1139	19.13	MM1229	14.70	MM1319	10.52
8'	MM1149	21.86	MM1239	16.80	MM1329	12.02
10'	MM1159	27.32	MM1249	21.00	MM1339	15.03
12'	MM1169	32.79	MM1259	25.20	MM1349	18.04

HEIGHT	3/4"		1"		1-1/4"	
	KK PART NO.	WEIGHT PER FT.	KK PART NO.	WEIGHT PER FT.	KK PART NO.	WEIGHT PER FT.
3'	MM1359	3.78	MM1449	2.84	MM1539	2.27
42"	MM1369	4.41	MM1459	3.31	MM1549	2.65
4'	MM1379	5.04	MM1469	3.78	MM1559	3.02
5'	MM1389	6.30	MM1479	4.73	MM1569	3.78
6'	MM1399	7.56	MM1489	5.67	MM1579	4.54
7'	MM1409	8.82	MM1499	6.62	MM1589	5.29
8'	MM1419	10.08	MM1509	7.56	MM1599	6.05
10'	MM1429	12.60	MM1519	9.45	MM1609	7.56
12'	MM1439	15.12	MM1529	11.34	MM1619	9.07

Extra charge for broken rolls.

Setup charges may apply for quantities less than 300' for non-stock items. Please inquire at your local branch.

SELVAGE ABBREVIATIONS:

KK - Knuckle-Knuckle

High Security and Mini Mesh

9 Gauge (0.148") GBW / 2.0 oz./ft.² Zinc Coating

Meets ASTM A 392, Class 2 • Feet Per Roll: 25 (50 ft for 1-1/4")

HEIGHT	3/8"		1/2"		5/8"	
	KK PART NO.	WEIGHT PER FT.	KK PART NO.	WEIGHT PER FT.	KK PART NO.	WEIGHT PER FT.
3'	MM0549	11.52	MM0639	8.76	MM0729	6.96
42"	MM0559	13.44	MM0649	10.22	MM0739	8.12
4'	MM0569	15.36	MM0659	11.68	MM0749	9.28
5'	MM0579	19.20	MM0669	14.60	MM0759	11.60
6'	MM0589	23.04	MM0679	17.52	MM0769	13.92
7'	MM0599	26.88	MM0689	20.44	MM0779	16.24
8'	MM0609	30.72	MM0699	23.36	MM0789	18.56
10'	MM0619	38.40	MM0709	29.20	MM0799	23.20
12'	MM0629	46.08	MM0719	35.04	MM0809	27.84

HEIGHT	3/4"		1"		1-1/4"	
	KK PART NO.	WEIGHT PER FT.	KK PART NO.	WEIGHT PER FT.	KK PART NO.	WEIGHT PER FT.
3'	MM0819	5.85	MM0909	4.38	MM0999	3.51
42"	MM0829	6.83	MM0919	5.11	MM1009	4.10
4'	MM0839	7.80	MM0929	5.84	MM1019	4.68
5'	MM0849	9.75	MM0939	7.30	MM1029	5.85
6'	MM0859	11.70	MM0949	8.76	MM1039	7.02
7'	MM0869	13.65	MM0959	10.22	MM1049	8.19
8'	MM0879	15.60	MM0969	11.68	MM1059	9.36
10'	MM0889	19.50	MM0979	14.60	MM1069	11.70
12'	MM0899	23.40	MM0989	17.52	MM1079	14.04

Extra charge for broken rolls.

Setup charges may apply for quantities less than 300' for non-stock items. Please inquire at your local branch.

SELVAGE ABBREVIATIONS:

KK - Knuckle-Knuckle

11 Gauge (0.120") Aluminized / .35 oz./ft.² Aluminized Coating

Meets ASTM A 491 • Feet Per Roll: 25 (50 ft for 1-1/4")

HEIGHT	3/8"		1/2"		5/8"	
	KK PART NO.	WEIGHT PER FT.	KK PART NO.	WEIGHT PER FT.	KK PART NO.	WEIGHT PER FT.
3'	MM2169	8.14	MM2259	6.18	MM2349	4.90
42"	MM2179	9.49	MM2269	7.21	MM2359	5.72
4'	MM2189	10.85	MM2279	8.24	MM2369	6.53
5'	MM2199	13.56	MM2289	10.30	MM2379	8.17
6'	MM2209	16.28	MM2299	12.36	MM2389	9.80
7'	MM2219	18.99	MM2309	14.41	MM2399	11.43
8'	MM2229	21.70	MM2319	16.47	MM2409	13.07
10'	MM2239	27.13	MM2329	20.59	MM2419	16.34
12'	MM2249	32.55	MM2339	24.71	MM2429	19.60

HEIGHT	3/4"		1"		1-1/4"	
	KK PART NO.	WEIGHT PER FT.	KK PART NO.	WEIGHT PER FT.	KK PART NO.	WEIGHT PER FT.
3'	MM2439	4.13	MM2529	3.12	MM2619	2.19
42"	MM2449	4.82	MM2539	3.64	MM2629	2.55
4'	MM2459	5.50	MM2549	4.16	MM2639	2.92
5'	MM2469	6.88	MM2559	5.20	MM2649	3.65
6'	MM2479	8.26	MM2569	6.24	MM2659	4.38
7'	MM2489	9.63	MM2579	7.28	MM2669	5.11
8'	MM2499	11.01	MM2589	8.32	MM2679	5.84
10'	MM2509	13.76	MM2599	10.40	MM2689	7.30
12'	MM2519	16.51	MM2609	12.48	MM2699	8.76

Extra charge for broken rolls.

Setup charges may apply for quantities less than 300' for non-stock items. Please inquire at your local branch.

SELVAGE ABBREVIATIONS:

KK - Knuckle-Knuckle

High Security and Mini Mesh

9 Gauge (0.148") Aluminized / .40 oz./ft.² Aluminized Coating

Meets ASTM A 491 • Feet Per Roll: 25 (50 ft for 1-1/4")

HEIGHT	3/8"		1/2"		5/8"	
	KK PART NO.	WEIGHT PER FT.	KK PART NO.	WEIGHT PER FT.	KK PART NO.	WEIGHT PER FT.
3'	MM1629	12.65	MM1719	9.62	MM1809	7.63
42"	MM1639	14.76	MM1729	11.23	MM1819	8.91
4'	MM1649	16.87	MM1739	12.83	MM1829	10.18
5'	MM1659	21.09	MM1749	16.04	MM1839	12.72
6'	MM1669	25.30	MM1759	19.25	MM1849	15.27
7'	MM1679	29.52	MM1769	22.45	MM1859	17.81
8'	MM1689	33.74	MM1779	25.66	MM1869	20.35
10'	MM1699	42.17	MM1789	32.08	MM1879	25.44
12'	MM1709	50.61	MM1799	38.49	MM1889	30.53

HEIGHT	3/4"		1"		1-1/4"	
	KK PART NO.	WEIGHT PER FT.	KK PART NO.	WEIGHT PER FT.	KK PART NO.	WEIGHT PER FT.
3'	MM1899	6.50	MM1989	4.86	MM2079	3.86
42"	MM1909	7.59	MM1999	5.67	MM2089	4.50
4'	MM1919	8.67	MM2009	6.48	MM2099	5.15
5'	MM1929	10.84	MM2019	8.10	MM2109	6.44
6'	MM1939	13.01	MM2029	9.72	MM2119	7.72
7'	MM1949	15.18	MM2039	11.34	MM2129	9.01
8'	MM1959	17.34	MM2049	12.96	MM2139	10.30
10'	MM1969	21.68	MM2059	16.20	MM2149	12.87
12'	MM1979	26.02	MM2069	19.44	MM2159	15.44

Extra charge for broken rolls.

Setup charges may apply for quantities less than 300' for non-stock items. Please inquire at your local branch.

SELVAGE ABBREVIATIONS:

KK - Knuckle-Knuckle

11 Gauge Core / 8 Gauge Finish Spectra® (Extruded Bonded PVC)

Meets ASTM A 668, Class 2a • Feet Per Roll: 25 (50 ft for 1-1/4")

HEIGHT	5/8"		3/4"	
	KK PART NO.	WEIGHT PER FT.	KK PART NO.	WEIGHT PER FT.
3'	MM353_	5.38	MM364_	4.53
42"	MM354_	6.28	MM365_	5.28
4'	MM355_	7.17	MM366_	6.04
5'	MM356_	8.97	MM367_	7.55
6'	MM357_	10.76	MM368_	9.06
7'	MM358_	12.55	MM369_	10.56
8'	MM359_	14.35	MM370_	12.07
9'	MM360_	16.14	MM371_	13.58
10'	MM361_	17.93	MM372_	15.09
11'	MM362_	19.73	MM373_	16.60
12'	MM363_	21.52	MM374_	18.11

HEIGHT	1"		1-1/4"	
	KK PART NO.	WEIGHT PER FT.	KK PART NO.	WEIGHT PER FT.
3'	MM375_	3.47	MM386_	2.92
42"	MM376_	4.05	MM387_	3.41
4'	MM377_	4.63	MM388_	3.90
5'	MM378_	5.78	MM389_	4.87
6'	MM379_	6.94	MM390_	5.84
7'	MM380_	8.10	MM391_	6.82
8'	MM381_	9.25	MM392_	7.79
9'	MM382_	10.41	MM393_	8.77
10'	MM383_	11.57	MM394_	9.74
11'	MM384_	12.72	MM395_	10.71
12'	MM385_	13.88	MM396_	11.69

Extra charge for broken rolls.

Setup charges may apply for quantities less than 300' for non-stock items. Please inquire at your local branch.

SELVAGE ABBREVIATIONS:

KK - Knuckle-Knuckle

Add the following number to the part no. for desired color:

1-Forest Green 2-Midnight Black 3-Sierra Brown

High Security and Mini Mesh

9 Gauge Core / 6 Gauge Finish Spectra® (Extruded Bonded PVC)

Meets ASTM F 668, Class 2a • Feet Per Roll: 25 (50 ft for 1-1/4")

HEIGHT	1"		1-1/4"	
	KK PART NO.	WEIGHT PER FT.	KK PART NO.	WEIGHT PER FT.
3'	MM331_	5.52	MM342_	4.25
42"	MM332_	6.44	MM343_	4.96
4'	MM333_	7.36	MM344_	5.67
5'	MM334_	9.20	MM345_	7.09
6'	MM335_	11.04	MM346_	8.51
7'	MM336_	12.88	MM347_	9.92
8'	MM337_	14.72	MM348_	11.34
9'	MM338_	16.56	MM349_	12.76
10'	MM339_	18.40	MM350_	14.18
11'	MM340_	20.24	MM351_	15.59
12'	MM341_	22.08	MM352_	17.01

Extra charge for broken rolls.

Setup charges may apply for quantities less than 300' for non-stock items. Please inquire at your local branch.

SELVAGE ABBREVIATIONS:

KK - Knuckle-Knuckle

Add the following number to the part no. for desired color:

1-Forest Green 2-Midnight Black 3-Sierra Brown

13 Gauge Core / 9 Gauge Finish Spectra® (Extruded PVC)

Class 1 • Feet Per Roll: 25 (50 ft for 1-1/4")

HEIGHT	3/8"		1/2"		5/8"	
	KK PART NO.	WEIGHT PER FT.	KK PART NO.	WEIGHT PER FT.	KK PART NO.	WEIGHT PER FT.
3'	MM198_	5.91	MM209_	4.50	MM221_	3.48
42"	MM199_	6.90	MM210_	5.25	MM222_	4.06
4'	MM200_	7.88	MM211_	6.00	MM223_	4.64
5'	MM201_	9.85	MM213_	7.50	MM224_	5.80
6'	MM202_	11.82	MM214_	9.00	MM225_	6.96
7'	MM203_	13.79	MM215_	10.50	MM226_	8.12
8'	MM204_	15.76	MM216_	12.00	MM227_	9.28
9'	MM205_	17.73	MM217_	13.50	MM228_	10.44
10'	MM206_	19.70	MM218_	15.00	MM229_	11.60
11'	MM207_	21.67	MM219_	16.50	MM230_	12.76
12'	MM208_	23.64	MM220_	18.00	MM231_	13.92

HEIGHT	3/4"		1"		1-1/4"	
	KK PART NO.	WEIGHT PER FT.	KK PART NO.	WEIGHT PER FT.	KK PART NO.	WEIGHT PER FT.
3'	MM232_	3.00	MM243_	2.10	MM254_	1.80
42"	MM233_	3.50	MM244_	2.63	MM255_	2.10
4'	MM234_	4.00	MM245_	2.80	MM256_	2.40
5'	MM235_	5.00	MM246_	3.50	MM257_	3.00
6'	MM236_	6.00	MM247_	4.20	MM258_	3.60
7'	MM237_	7.00	MM248_	4.90	MM259_	4.20
8'	MM238_	8.00	MM249_	5.60	MM260_	4.80
9'	MM239_	9.00	MM250_	6.75	MM261_	5.40
10'	MM240_	10.00	MM251_	7.00	MM262_	6.00
11'	MM241_	11.00	MM252_	8.25	MM263_	6.60
12'	MM242_	12.00	MM253_	8.40	MM264_	7.20

Extra charge for broken rolls.

Setup charges may apply for quantities less than 300' for non-stock items. Please inquire at your local branch.

SELVAGE ABBREVIATIONS:

KK - Knuckle-Knuckle

Add the following number to the part no. for desired color:

1-Forest Green 2-Midnight Black 3-Sierra Brown

High Security and Mini Mesh

14 Gauge Core / 11 Gauge Finish Spectra® (Extruded PVC)

Class 1 • Feet Per Roll: 25 (50 ft for 1-1/4")

HEIGHT	3/8"		1/2"		5/8"	
	KK PART NO.	WEIGHT PER FT.	KK PART NO.	WEIGHT PER FT.	KK PART NO.	WEIGHT PER FT.
3'	MM265_	4.56	MM276_	2.94	MM287_	2.76
42"	MM266_	5.32	MM277_	3.43	MM288_	3.22
4'	MM267_	6.08	MM278_	3.92	MM289_	3.68
5'	MM268_	7.60	MM279_	4.90	MM290_	4.61
6'	MM269_	9.11	MM280_	5.88	MM291_	5.53
7'	MM270_	10.63	MM281_	6.86	MM292_	6.45
8'	MM271_	12.15	MM282_	7.84	MM293_	7.37
9'	MM272_	13.67	MM283_	8.82	MM294_	8.29
10'	MM273_	15.19	MM284_	9.80	MM295_	9.21
11'	MM274_	16.71	MM285_	10.78	MM296_	10.13
12'	MM275_	18.23	MM286_	11.76	MM297_	11.05

HEIGHT	3/4"		1"		1-1/4"	
	KK PART NO.	WEIGHT PER FT.	KK PART NO.	WEIGHT PER FT.	KK PART NO.	WEIGHT PER FT.
3'	MM298_	2.32	MM309_	1.73	MM320_	1.38
42"	MM299_	2.71	MM310_	2.02	MM321_	1.61
4'	MM300_	3.10	MM311_	2.31	MM322_	1.84
5'	MM301_	3.87	MM312_	2.89	MM323_	2.30
6'	MM302_	4.65	MM313_	3.47	MM324_	2.76
7'	MM303_	5.42	MM314_	4.04	MM325_	3.22
8'	MM304_	6.19	MM315_	4.62	MM326_	3.68
9'	MM305_	6.97	MM316_	5.20	MM327_	4.15
10'	MM306_	7.74	MM317_	5.78	MM328_	4.61
11'	MM307_	8.52	MM318_	6.35	MM329_	5.07
12'	MM308_	9.29	MM319_	6.93	MM330_	5.53

Extra charge for broken rolls.

Setup charges may apply for quantities less than 300' for non-stock items. Please inquire at your local branch.

SELVAGE ABBREVIATIONS:

KK - Knuckle-Knuckle

Add the following number to the part no. for desired color:

1-Forest Green 2-Midnight Black 3-Sierra Brown

11 Gauge Core / 8 Gauge Finish Spectra® (Extruded PVC)

Class 1 • Feet Per Roll: 25 (50 ft for 1-1/4")

HEIGHT	3/8"		1/2"		5/8"	
	KK PART NO.	WEIGHT PER FT.	KK PART NO.	WEIGHT PER FT.	KK PART NO.	WEIGHT PER FT.
3'	MM132_	8.94	MM143_	6.79	MM154_	6.03
42"	MM133_	10.43	MM144_	7.92	MM155_	7.04
4'	MM134_	11.92	MM145_	9.06	MM156_	8.04
5'	MM135_	14.90	MM146_	11.32	MM157_	10.05
6'	MM136_	17.88	MM147_	13.58	MM158_	12.06
7'	MM137_	20.85	MM148_	15.85	MM159_	14.07
8'	MM138_	23.83	MM149_	18.11	MM160_	16.08
9'	MM139_	26.81	MM150_	20.37	MM161_	18.09
10'	MM140_	29.79	MM151_	22.64	MM162_	20.10
11'	MM141_	32.77	MM152_	24.90	MM163_	22.11
12'	MM142_	35.75	MM153_	27.17	MM164_	24.12

HEIGHT	3/4"		1"		1-1/4"	
	KK PART NO.	WEIGHT PER FT.	KK PART NO.	WEIGHT PER FT.	KK PART NO.	WEIGHT PER FT.
3'	MM165_	4.53	MM176_	3.47	MM187_	2.92
42"	MM166_	5.28	MM177_	4.05	MM188_	3.41
4'	MM167_	6.04	MM178_	4.63	MM189_	3.90
5'	MM168_	7.55	MM179_	5.78	MM190_	4.87
6'	MM169_	9.06	MM180_	6.94	MM191_	5.84
7'	MM170_	10.56	MM181_	8.10	MM192_	6.82
8'	MM171_	12.07	MM182_	9.25	MM193_	7.79
9'	MM172_	13.58	MM183_	10.41	MM194_	8.77
10'	MM173_	15.09	MM184_	11.57	MM195_	9.74
11'	MM174_	16.60	MM185_	12.72	MM196_	10.71
12'	MM175_	18.11	MM186_	13.88	MM197_	11.69

Extra charge for broken rolls.

Setup charges may apply for quantities less than 300' for non-stock items. Please inquire at your local branch.

SELVAGE ABBREVIATIONS:

KK - Knuckle-Knuckle

Add the following number to the part no. for desired color:

1-Forest Green 2-Midnight Black 3-Sierra Brown

High Security and Mini Mesh

10 Gauge Core / 9 Gauge Finish Permafused (Fused and Adhered)

Meets ASTM F 668, Class 2b • Feet Per Roll: 25 (50 ft for 1-1/4")

HEIGHT	3/8"		1/2"		5/8"	
	KK PART NO.	WEIGHT PER FT.	KK PART NO.	WEIGHT PER FT.	KK PART NO.	WEIGHT PER FT.
3'	MM066_	9.37	MM077_	7.71	MM088_	6.17
42"	MM067_	10.93	MM078_	9.00	MM089_	7.20
4'	MM068_	12.49	MM079_	10.28	MM090_	8.23
5'	MM069_	15.62	MM080_	12.85	MM091_	10.29
6'	MM070_	18.74	MM081_	15.42	MM092_	12.35
7'	MM071_	21.86	MM082_	17.99	MM093_	14.41
8'	MM072_	24.98	MM083_	20.56	MM094_	16.46
9'	MM073_	28.11	MM084_	23.13	MM095_	18.52
10'	MM074_	31.23	MM085_	25.70	MM096_	20.58
11'	MM075_	34.35	MM086_	28.27	MM097_	22.64
12'	MM076_	37.48	MM087_	30.84	MM098_	24.70

HEIGHT	3/4"		1"		1-1/4"	
	KK PART NO.	WEIGHT PER FT.	KK PART NO.	WEIGHT PER FT.	KK PART NO.	WEIGHT PER FT.
3'	MM099_	5.17	MM110_	3.96	MM121_	3.54
42"	MM100_	6.04	MM111_	4.62	MM122_	4.13
4'	MM101_	6.90	MM112_	5.28	MM123_	4.72
5'	MM102_	8.62	MM113_	6.60	MM124_	5.90
6'	MM103_	10.35	MM114_	7.92	MM125_	7.08
7'	MM104_	12.07	MM115_	9.24	MM126_	8.26
8'	MM105_	13.80	MM116_	10.56	MM127_	9.44
9'	MM106_	15.52	MM117_	11.88	MM128_	10.62
10'	MM107_	17.25	MM118_	13.20	MM129_	11.80
11'	MM108_	18.97	MM119_	14.52	MM130_	12.98
12'	MM109_	20.70	MM120_	15.84	MM131_	14.16

Extra charge for broken rolls.

Setup charges may apply for quantities less than 300' for non-stock items. Please inquire at your local branch.

SELVAGE ABBREVIATIONS:

KK - Knuckle-Knuckle

Add the following number to the part no. for desired color:

1-Forest Green 2-Midnight Black 3-Sierra Brown

9 Gauge Core / 8 Gauge Finish Permafused (Fused and Adhered)

Meets ASTM F 668, Class 2b • Feet Per Roll: 25 (50 ft for 1-1/4")

HEIGHT	3/8"		1/2"		5/8"	
	KK PART NO.	WEIGHT PER FT.	KK PART NO.	WEIGHT PER FT.	KK PART NO.	WEIGHT PER FT.
3'	MM000_	11.91	MM011_	9.06	MM022_	7.17
42"	MM001_	13.89	MM012_	10.56	MM023_	8.37
4'	MM002_	15.88	MM013_	12.07	MM024_	9.56
5'	MM003_	19.85	MM014_	15.09	MM025_	11.96
6'	MM004_	23.81	MM015_	18.11	MM026_	14.28
7'	MM005_	27.78	MM016_	21.13	MM027_	16.74
8'	MM006_	31.75	MM017_	24.15	MM028_	19.13
9'	MM007_	35.72	MM018_	27.17	MM029_	21.52
10'	MM008_	39.69	MM019_	30.18	MM030_	23.91
11'	MM009_	43.66	MM020_	33.20	MM031_	26.30
12'	MM010_	47.63	MM021_	36.22	MM032_	28.69

HEIGHT	3/4"		1"		1-1/4"	
	KK PART NO.	WEIGHT PER FT.	KK PART NO.	WEIGHT PER FT.	KK PART NO.	WEIGHT PER FT.
3'	MM033_	6.03	MM044_	4.53	MM055_	3.62
42"	MM034_	7.03	MM045_	5.28	MM056_	4.22
4'	MM035_	8.04	MM046_	6.04	MM057_	4.82
5'	MM036_	10.05	MM047_	7.55	MM058_	6.03
6'	MM037_	12.05	MM048_	9.06	MM059_	7.23
7'	MM038_	14.06	MM049_	10.56	MM060_	8.44
8'	MM039_	16.07	MM050_	12.07	MM061_	9.64
9'	MM040_	18.08	MM051_	13.58	MM062_	10.85
10'	MM041_	20.09	MM052_	15.09	MM063_	12.05
11'	MM042_	22.10	MM053_	16.60	MM064_	13.26
12'	MM043_	24.11	MM054_	18.11	MM065_	14.46

Extra charge for broken rolls.

Setup charges may apply for quantities less than 300' for non-stock items. Please inquire at your local branch.

SELVAGE ABBREVIATIONS:

KK - Knuckle-Knuckle

Add the following number to the part no. for desired color:

1-Forest Green 2-Midnight Black 3-Sierra Brown

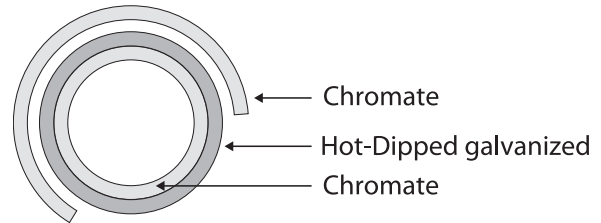
Pipe and Tube make up the framework for the Chain Link fence system. ASTM specifications, wall thickness, and outside diameter (O.D.) sizes determine a framework's strength. Pipe and tube can be galvanized or color coated.

Different manufacturing processes:

- Hot-Dip
- Pre-Galv
- Flo-Coat
- Spectra Polyester (color)
- Heavy Mil (color)

Hot Dip

Hot-Dip galvanized pipe is formed before being galvanized and coated with chromate inside and out for protection against corrosion and white rust. Meets or exceeds ASTM F 1083 and ASTM F 1043.

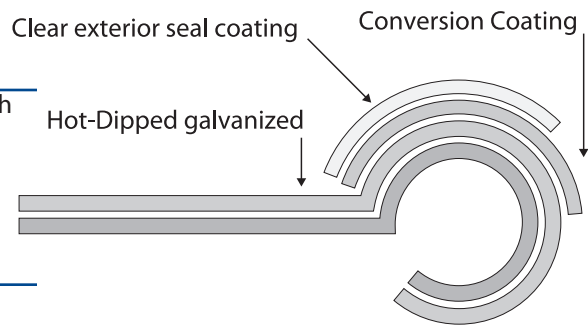


Pre-Galv

Pre-Galvanized pipe is made from hot-dip galvanized flat roll that is then formed and welded. It is treated with Conversion Coating inhibiting white rust and with a clear exterior seal coating.

Pre-Galv meets or exceeds ASTM F 1043 – 6 Standard Specification for Strength.

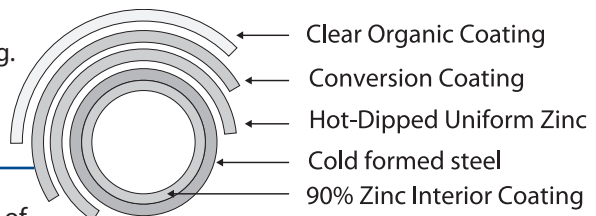
Pre-Galv also meets or exceeds ASTM F 1043 – 10 Type B, 0.9oz Zinc Coating.



Flo-Coat

Flo-Coat Galvanized is high yield, high tensile cold formed steel that is molded and welded and then given a uniform hot-dip zinc coating. On top of the hot-dip coating, there is added first a Conversion Coating and above that, a Clear Organic Coating.

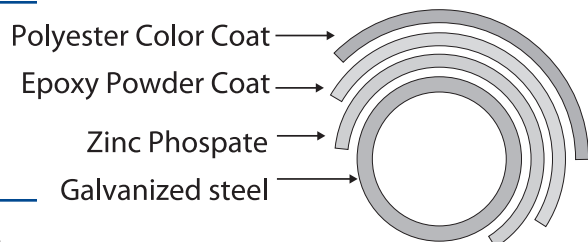
Flo-Coat meets or exceeds ASTM F 1043, Group IC.



Spectra Polyester (color)

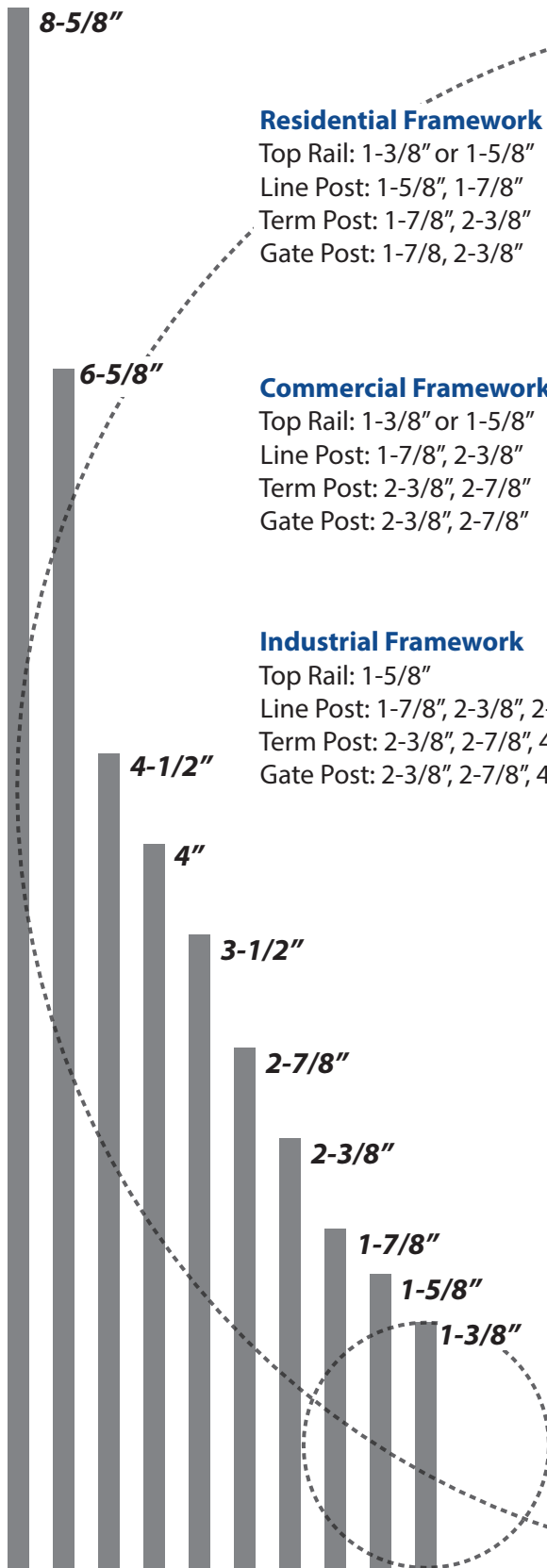
Spectra Polyester has an 11 stage pre-treatment and coating process. It is corrosion resistant and UV resistant.

Spectra Polyester meets or exceeds ASTM F 668 and ASTM F 1043 3-5 Mils.



Heavy Mil (color)

Heavy Mil is coated in Poly Vinyl Chloride powder and has an 8 stage pre-treatment and coating process. It is corrosion resistant and UV resistant. Heavy Mil pipe meets or exceeds ASTM F 668 and F 1043 Type A 12-15 Mils. Heavy Mil Domestic Schedule 40 and Heavy Mil Flo Coat and Pre-Galv are both USA Certified.



Residential Framework

Top Rail: 1-3/8" or 1-5/8"
Line Post: 1-5/8", 1-7/8"
Term Post: 1-7/8", 2-3/8"
Gate Post: 1-7/8, 2-3/8"

Commercial Framework

Top Rail: 1-3/8" or 1-5/8"
Line Post: 1-7/8", 2-3/8"
Term Post: 2-3/8", 2-7/8"
Gate Post: 2-3/8", 2-7/8"

Industrial Framework

Top Rail: 1-5/8"
Line Post: 1-7/8", 2-3/8", 2-7/8", 4"
Term Post: 2-3/8", 2-7/8", 4"
Gate Post: 2-3/8", 2-7/8", 4", 6-5/8", 8-5/8"

Residential	Wall Thickness	Gauge
Dura-Lite 18 Gauge	.047	18
Dura-Lite 17 Gauge	.055	17
Dura-Tube 16 Gauge	.065	16
RQ 15 Residential Quality	.072	15

Commercial	O.D.	Wall Thickness	Gauge
CQ 20 Commercial Quality	1-3/8"	.080	14
	1-5/8"	.085	14
	1-7/8"	.090	13
	2-3/8"	.095	13
	2-7/8"	.110	12

NOTE: The diameters listed on this page for top rail and posts are meant to be suggestions for framework sizing.

Industrial	O.D.	Wall Thickness	Gauge
DQ 40 Deluxe Quality	1-5/8"	.111	12
	1-7/8"	.120	11
	2-3/8"	.130	10
	2-7/8"	.160	9
Full Weight - Sch. 40 1.8 oz.	4"	.160	8
	1-5/8"	.140	9-1/2
	1-7/8"	.145	9
	2-3/8"	.154	8
	2-7/8"	.203	6
Full Weight - Sch. 40 2.0 oz.	4"	.226	5
	6-5/8"	.280	1
	8-5/8"	.322	1/0
	1-5/8"	.140	9-1/2
	1-7/8"	.145	9
Full Weight - Sch. 40 2.0 oz.	2-3/8"	.154	8
	2-7/8"	.203	6
	4"	.226	5

Dura-Lite 18 Gauge • Galvanized Tubing

Dura-Lite 18 Gauge / Nominal wall thickness .047

DESCRIPTION	21'	PART NO. 22'	24'	PIECES PER BUNDLE	WEIGHT PER FT.	NOTES
1-3/8" O.D. - PE	030188	030284	030126	91	.65	
1-3/8" O.D. - SE	030104	030291	030123	91	.65	
1-5/8" O.D. - PE	030108	030109	030110	61	.81	
1-5/8" O.D. - SE	030180	030117	030181	61	.81	
1-7/8" O.D.	030455	—	030457	61	.94	
2-3/8" O.D.	030184	—	030185	37	1.18	

1-3/8" O.D. Dura-Lite 18 Gauge / Nominal wall thickness .047

DESCRIPTION	PART NO.	PIECES PER BUNDLE	WEIGHT EA.	NOTES
10' 6" - SE	030099	91	6.82	

1-5/8" O.D. Dura-Lite Posts 18 Gauge / Nominal wall thickness .047

DESCRIPTION	PART NO.	PIECES PER BUNDLE	WEIGHT EA.	NOTES
5'	030190	61	4.04	
5' 6"	030191	61	4.45	
6'	030192	61	4.85	
6' 6"	030193	61	5.27	
7'	030194	61	5.66	
7' 6"	030195	61	6.08	
8'	030196	61	6.48	

SPECIAL NOTE: Call us for all your special needs: Drilled Posts, Welded Plates, Post Bending, etc.

1-7/8" O.D. Dura-Lite Posts 18 Gauge / Nominal wall thickness .047

DESCRIPTION	PART NO.	PIECES PER BUNDLE	WEIGHT EA.	NOTES
5'	030461	61	4.69	
5' 6"	030462	61	5.16	
6'	030463	61	5.63	
7'	030465	61	6.56	
7' 6"	030466	61	7.03	
8'	030467	61	7.50	

2-3/8" O.D. Dura-Lite Posts 18 Gauge / Nominal wall thickness .047

DESCRIPTION	PART NO.	PIECES PER BUNDLE	WEIGHT EA.	NOTES
5'	030821	37	5.90	
5' 6"	030822	37	6.50	
6'	030823	37	7.10	
6' 6"	030824	37	7.67	
7'	030825	37	8.26	
7' 6"	030826	37	8.85	
8'	030827	37	9.45	

Dura-Lite 17 Gauge • Galvanized Tubing

Dura-Lite 17 Gauge / Nominal wall thickness .055

DESCRIPTION	21'	PART NO. 22'	24'	PIECES PER BUNDLE	WEIGHT PER FT.	NOTES
1-3/8" O.D. - PE	030101	029003	030125	91	.74	
1-3/8" O.D. - SE	030105	029010	029012	91	.74	
1-5/8" O.D. - PE	030111	030112	030113	61	.95	
1-5/8" O.D. - SE	030115	030116	029026	61	.95	
1-7/8" O.D.	030121	030122	030124	61	1.09	
2-3/8" O.D.	030131	—	030134	37	1.37	

1-3/8" O.D. Dura-Lite 17 Gauge / Nominal wall thickness .055

DESCRIPTION	PART NO.	PIECES PER BUNDLE	WEIGHT EA.	NOTES
10' 6" - SE	030007	91	7.76	

1-5/8" O.D. Dura-Lite Posts 17 Gauge / Nominal wall thickness .055

DESCRIPTION	PART NO.	PIECES PER BUNDLE	WEIGHT EA.	NOTES
4' 6"	030150	61	4.26	
5'	030151	61	4.75	
5' 6"	030152	61	5.23	
6'	030153	61	5.70	
6' 6"	030154	61	6.18	
7'	030155	61	6.63	
7' 6"	030156	61	7.13	
8'	030157	61	7.60	

1-7/8" O.D. Dura-Lite Posts 17 Gauge / Nominal wall thickness .055

DESCRIPTION	PART NO.	PIECES PER BUNDLE	WEIGHT EA.	NOTES
5'	030161	61	5.45	
5' 6"	030162	61	6.00	
6'	030163	61	6.54	
6' 6"	030164	61	7.09	
7'	030165	61	7.63	
7' 6"	030166	61	8.18	
8'	030167	61	8.72	
8' 6"	030168	61	9.27	

SPECIAL NOTE: Call us for all your special needs: Drilled Posts, Welded Plates, Post Bending, etc.

2-3/8" O.D. Dura-Lite Posts 17 Gauge / Nominal wall thickness .055

DESCRIPTION	PART NO.	PIECES PER BUNDLE	WEIGHT EA.	NOTES
5'	030171	37	6.85	
5' 6"	030172	37	7.54	
6'	030173	37	8.22	
6' 6"	030174	37	8.91	
7'	030175	37	9.59	
7' 6"	030176	37	10.28	
8'	030177	37	10.96	
8' 6"	030178	37	11.65	
9'	030186	37	12.33	
10'	030179	37	13.70	

SPECIAL NOTE: Call us for all your special needs: Drilled Posts, Welded Plates, Post Bending, etc.

Dura-Tube 16 Gauge • Galvanized Tubing

Dura-Tube 16 Gauge / Nominal wall thickness .065

DESCRIPTION	PART NO.			PIECES PER BUNDLE	WEIGHT PER FT.	NOTES
	21'	22'	24'			
1-3/8" O.D. - PE	030501	—	030502	91	.87	
1-3/8" O.D. - SE	030505	—	030506	91	.87	
1-5/8" O.D. - PE	030510	—	030512	61	1.11	
1-5/8" O.D. - SE	030515	030516	030388	61	1.11	
1-7/8" O.D.	030520	030521	030522	61	1.28	
2-3/8" O.D.	030525	—	030527	37	1.60	

1-5/8" O.D. Dura-Tube Posts 16 Gauge / Nominal wall thickness .065

DESCRIPTION	PART NO.	PIECES PER BUNDLE	WEIGHT EA.	NOTES
4' 6"	030540	61	5.00	
5'	030541	61	5.55	
5' 6"	030542	61	6.11	
6'	030543	61	6.66	
6' 6"	030544	61	7.22	
7'	030545	61	7.77	
7' 6"	030546	61	8.33	
8'	030547	61	8.88	

1-7/8" O.D. Dura-Tube Posts 16 Gauge / Nominal wall thickness .065

DESCRIPTION	PART NO.	PIECES PER BUNDLE	WEIGHT EA.	NOTES
5'	030551	61	6.40	
5' 6"	030552	61	7.04	
6'	030553	61	7.68	
6' 6"	030554	61	8.32	
7'	030555	61	8.96	
7' 6"	030556	61	9.60	
8'	030557	61	10.24	
8' 6"	030558	61	10.88	

SPECIAL NOTE: Call us for all your special needs: Drilled Posts, Welded Plates, Post Bending, etc.

2-3/8" O.D. Dura-Tube Posts 16 Gauge / Nominal wall thickness .065

DESCRIPTION	PART NO.	PIECES PER BUNDLE	WEIGHT EA.	NOTES
5'	030561	37	8.00	
5' 6"	030562	37	8.80	
6'	030563	37	9.60	
6' 6"	030564	37	10.40	
7'	030565	37	11.20	
7' 6"	030566	37	12.00	
8'	030567	37	12.80	
8' 6"	030568	37	13.60	
9'	030569	37	14.40	
10'	030570	37	16.00	
11'	030571	37	17.60	
12'	030572	37	19.20	

SPECIAL NOTE: Call us for all your special needs: Drilled Posts, Welded Plates, Post Bending, etc.

RQ 15 • Galvanized Pipe

RQ 15

DESCRIPTION	PART NO.			PIECES PER BUNDLE	WEIGHT PER FT.	NOMINAL WALL THICKNESS	NOTES
	21'	22'	24'				
1-3/8" O.D. - PE	030901	—	030904	91	.95	.072	
1-3/8" O.D. - SE	030902	—	030903	91	.95	.072	
1-5/8" O.D. - PE	030905	—	030907	61	1.22	.072	
1-5/8" O.D. - SE	030916	—	030844	61	1.22	.072	
1-7/8" O.D.	030909	—	030911	61	1.41	.072	
2-3/8" O.D.	030913	—	030915	37	1.88	.076	

1-5/8" O.D. RQ 15 Posts / Nominal wall thickness .072

DESCRIPTION	PART NO.	PIECES PER BUNDLE	WEIGHT EA.	NOTES
5'	030906	61	6.10	
5' 6"	030908	61	6.71	
6'	030910	61	7.32	
6' 6"	030912	61	7.93	
7'	030925	61	8.50	
7' 6"	030918	61	9.15	
8'	030914	61	9.76	
9'	029063	61	10.98	
10'	029064	61	12.20	

1-7/8" O.D. RQ 15 Posts / Nominal wall thickness .072

DESCRIPTION	PART NO.	PIECES PER BUNDLE	WEIGHT EA.	NOTES
5'	030919	61	7.05	
5' 6"	030920	61	7.76	
6'	030921	61	8.46	
6' 6"	030922	61	9.17	
7'	030923	61	9.87	
8'	030927	61	11.28	
9'	030928	61	12.69	
10'	030929	61	14.10	
11'	030859	61	15.51	
12'	030847	61	16.92	

SPECIAL NOTE: Call us for all your special needs: Drilled Posts, Welded Plates, Post Bending, etc.

2-3/8" O.D. RQ 15 Posts / Nominal wall thickness .076

DESCRIPTION	PART NO.	PIECES PER BUNDLE	WEIGHT EA.	NOTES
5'	030930	37	9.40	
5' 6"	030931	37	10.34	
6'	030932	37	11.28	
6' 6"	030933	37	12.22	
7'	030934	37	13.16	
7' 6"	030936	37	14.10	
8'	030937	37	15.04	
9'	030939	37	16.92	
10'	030940	37	18.80	
10' 6"	030941	37	19.74	
11'	030853	37	20.68	
12'	030942	37	22.56	

SPECIAL NOTE: Call us for all your special needs: Drilled Posts, Welded Plates, Post Bending, etc.

CQ 20 • Galvanized Pipe

CQ 20

DESCRIPTION	18'	PART NO. 21'	24'	PIECES PER BUNDLE	WEIGHT PER FT.	NOMINAL WALL THICKNESS	NOTES
1-3/8" O.D. - PE	032564	032601	032602	91	1.06	.080	
1-3/8" O.D. - SE	032565	032604	032566	91	1.06	.080	
1-5/8" O.D. - PE	032567	032605	032607	61	1.46	.085	
1-5/8" O.D. - SE	032568	032608	032606	61	1.46	.085	
1-7/8" O.D.	032609	032610	032612	61	1.75	.090	
2-3/8" O.D.	032614	032615	032617	37	2.29	.095	
2-7/8" O.D.	032619	032620	032622	19	3.25	.110	

1-5/8" O.D. CQ 20 Posts / Nominal wall thickness .085

DESCRIPTION	PART NO.	PIECES PER BUNDLE	WEIGHT EA.	NOTES
4' 6"	032746	61	6.57	
5'	032747	61	7.30	
5' 6"	032631	61	8.06	
6'	032632	61	8.76	
6' 6"	032633	61	9.49	
7'	032634	61	10.22	
7' 6"	032635	61	10.95	
8'	032636	61	11.68	
9'	032638	61	13.14	
10'	032640	61	14.60	

1-7/8" O.D. CQ 20 Posts / Nominal wall thickness .090

DESCRIPTION	PART NO.	PIECES PER BUNDLE	WEIGHT EA.	NOTES
5'	032576	61	8.75	
5' 6"	032651	61	9.63	
6'	032652	61	10.50	
6' 6"	032642	61	11.38	
7'	032654	61	12.25	
7' 6"	032655	61	13.13	
8'	032656	61	14.00	
9'	032658	61	15.75	
10'	032659	61	17.50	
10' 6"	032664	61	18.38	
11'	032660	61	19.25	
12'	032662	61	21.00	

SPECIAL NOTE: Call us for all your special needs: Drilled Posts, Welded Plates, Post Bending, etc.

2-3/8" O.D. CQ 20 Posts / Nominal wall thickness .095

DESCRIPTION	PART NO.	PIECES PER BUNDLE	WEIGHT EA.	NOTES
5'	032670	37	11.50	
5' 6"	032671	37	12.65	
6'	032672	37	13.80	
6' 6"	032661	37	14.95	
7'	032674	37	16.10	
7' 6"	032673	37	17.25	
8'	032676	37	18.40	
9'	032678	37	20.70	
10'	032679	37	23.00	
10' 6"	032680	37	24.15	
11'	032681	37	25.30	
12'	032683	37	27.60	
13'	032685	37	29.90	

2-7/8" O.D. CQ 20 Posts / Nominal wall thickness .110

DESCRIPTION	PART NO.	PIECES PER BUNDLE	WEIGHT EA.	NOTES
6'	032701	19	19.50	
7'	032684	19	22.75	
8'	032686	19	26.00	
9'	032687	19	29.25	
10'	032688	19	32.50	
10' 6"	032689	19	34.13	
11'	032692	19	35.75	
12'	032694	19	39.00	
12' 6"	032697	19	40.63	
13'	032695	19	42.25	

SPECIAL NOTE: Call us for all your special needs: Drilled Posts, Welded Plates, Post Bending, etc.

Structural (Schedule 20) • Galvanized Pipe

Structural (Schedule 20)

DESCRIPTION	PART NO.			PIECES PER BUNDLE	WEIGHT PER FT.	NOMINAL WALL THICKNESS	NOTES
	18'	21'	24'				
1-3/8" O.D. - PE	031750	031751	031753	91	1.35	.104	
1-5/8" O.D. - PE	031901	031902	031904	61	1.73	.104	
1-7/8" O.D.	032101	032102	032104	61	2.21	.116	
2-3/8" O.D.	032300	032302	032304	37	2.80	.116	
2-7/8" O.D.	032500	032502	032504	19	3.75	.128	

1-5/8" O.D. Structural Posts / Nominal wall thickness .104

DESCRIPTION	PART NO.	PIECES PER BUNDLE	WEIGHT EA.	NOTES
5' 6"	031952	61	9.52	
6'	031953	61	10.37	
6' 6"	031954	61	11.25	
7'	031955	61	12.10	
7' 6"	031956	61	12.98	
8'	031957	61	13.83	
9'	031959	61	15.56	
10'	031960	61	17.29	

1-7/8" O.D. Structural Posts / Nominal wall thickness .116

DESCRIPTION	PART NO.	PIECES PER BUNDLE	WEIGHT EA.	NOTES
5'	032151	61	11.01	
5' 6"	032152	61	12.11	
6'	032153	61	13.21	
6' 6"	032154	61	14.31	
7'	032155	61	15.41	
7' 6"	032156	61	16.58	
8'	032157	61	17.61	
8' 8"	032158	61	18.79	
9'	032159	61	19.81	
10'	032160	61	22.01	
11'	032166	61	24.31	
12'	032165	61	26.52	

SPECIAL NOTE: Call us for all your special needs: Drilled Posts, Welded Plates, Post Bending, etc.

2-3/8" O.D. Structural Posts / Nominal wall thickness .116

DESCRIPTION	PART NO.	PIECES PER BUNDLE	WEIGHT EA.	NOTES
5'	032351	37	14.00	
5' 6"	032352	37	15.40	
6'	032353	37	16.67	
6' 6"	032354	37	18.20	
7'	032355	37	19.45	
7' 6"	032356	37	20.85	
8'	032357	37	22.23	
8' 8"	032358	37	23.80	
9'	032359	37	25.01	
10'	032360	37	27.79	
11'	032172	37	30.80	
12'	032364	37	33.60	

2-7/8" O.D. Structural Posts / Nominal wall thickness .128

DESCRIPTION	PART NO.	PIECES PER BUNDLE	WEIGHT EA.	NOTES
6'	032553	19	22.50	
7'	032555	19	26.25	
8'	032557	19	30.00	
9'	032559	19	33.75	
10'	032560	19	37.50	
11'	032561	19	41.25	
12'	032562	19	45.00	
13'	032178	19	48.75	

SPECIAL NOTE: Call us for all your special needs: Drilled Posts, Welded Plates, Post Bending, etc.

HQ 30 • Galvanized Pipe

HQ 30 / Meets ASTM F 1043 Group IV

DESCRIPTION	PART NO.			PIECES PER BUNDLE	WEIGHT PER FT.	NOMINAL WALL THICKNESS	NOTES
	18'	21'	24'				
1-5/8" O.D. - PE	032800	032801	032802	61	1.59	.095	
1-5/8" O.D. - SE	032803	032804	032805	61	1.59	.095	
1-7/8" O.D.	032806	032807	032808	61	2.01	.105	
2-3/8" O.D.	032809	032810	032811	37	2.78	.115	
2-7/8" O.D.	032812	032813	032814	19	3.81	.130	
4" O.D.	032815	032816	032817	19	5.78	.140	

1-5/8" O.D. HQ 30 Posts / Meets ASTM F 1043 Group IV • Nominal wall thickness .095

DESCRIPTION	PART NO.	PIECES PER BUNDLE	WEIGHT EA.	NOTES
5'	032818	61	7.95	
5' 6"	032819	61	8.75	
6'	032820	61	9.54	
6' 6"	032821	61	10.34	
7'	032822	61	11.13	
7' 6"	032823	61	11.93	
8'	032824	61	12.72	
8' 6"	032825	61	13.52	
9'	032826	61	14.31	
10'	032827	61	15.90	

1-7/8" O.D. HQ 30 Posts / Meets ASTM F 1043 Group IV • Nominal wall thickness .105

DESCRIPTION	PART NO.	PIECES PER BUNDLE	WEIGHT EA.	NOTES
5'	032828	61	10.05	
5' 6"	032829	61	11.06	
6'	032830	61	12.06	
6' 6"	032831	61	13.07	
7'	032832	61	14.07	
7' 6"	032833	61	15.08	
8'	032834	61	16.08	
8' 6"	032835	61	17.09	
9'	032836	61	18.09	
10'	032837	61	20.10	
11'	032838	61	22.11	
12'	032839	61	24.12	

SPECIAL NOTE: Call us for all your special needs: Drilled Posts, Welded Plates, Post Bending, etc.

2-3/8" O.D. HQ 30 Posts / Meets ASTM F 1043 Group IV • Nominal wall thickness .115

DESCRIPTION	PART NO.	PIECES PER BUNDLE	WEIGHT EA.	NOTES
5'	032840	37	13.90	
5' 6"	032841	37	15.29	
6'	032842	37	16.68	
6' 6"	032843	37	18.07	
7'	032844	37	19.46	
7' 6"	032845	37	20.85	
8'	032846	37	22.24	
8' 6"	032847	37	23.63	
9'	032848	37	25.02	
10'	032849	37	27.80	
11'	032850	37	30.58	
12'	032851	37	33.36	
13'	032852	37	36.14	

2-7/8" O.D. HQ 30 Posts / Meets ASTM F 1043 Group IV • Nominal wall thickness .130

DESCRIPTION	PART NO.	PIECES PER BUNDLE	WEIGHT EA.	NOTES
5'	032853	19	19.05	
5' 6"	032854	19	22.86	
6'	032855	19	24.77	
6' 6"	032856	19	26.67	
7'	032857	19	28.58	
7' 6"	032858	19	30.48	
8'	032859	19	32.39	
8' 6"	032860	19	34.29	
9'	032861	19	38.10	
10'	032862	19	40.01	
11'	032863	19	41.91	
12'	032864	19	45.72	
13'	032865	19	49.53	
15'	032866	19	57.15	

SPECIAL NOTE: Call us for all your special needs: Drilled Posts, Welded Plates, Post Bending, etc.

HQ 30 • Galvanized Pipe

4" O.D. HQ 30 Posts / Meets ASTM F 1043 Group IV • Nominal wall thickness .140

DESCRIPTION	PART NO.	PIECES PER BUNDLE	WEIGHT EA.	NOTES
5'	032867	19	28.90	
6'	032868	19	34.68	
7'	032869	19	40.46	
8'	032870	19	46.24	
8' 6"	032871	19	49.13	
9'	032872	19	52.02	
10'	032873	19	57.80	
11'	032874	19	63.58	
12'	032875	19	69.36	
13'	032876	19	75.14	
14'	032877	19	80.92	
15'	032878	19	86.70	

SPECIAL NOTE: Call us for all your special needs: Drilled Posts, Welded Plates, Post Bending, etc.

DQ 40 / Meets ASTM F 1043 Group IC

DESCRIPTION	18'	PART NO. 21'	24'	PIECES PER BUNDLE	WEIGHT PER FT.	NOMINAL WALL THICKNESS	NOTES
1-3/8" O.D. - PE	032970	033002	032978	91	1.34	.104	
1-5/8" O.D. - PE	033003	033005	033007	61	1.83	.111	
1-5/8" O.D. - SE	032954	033004	032957	61	1.83	.111	
1-7/8" O.D.	033009	033010	033012	61	2.28	.120	
2-3/8" O.D.	033014	033015	033017	37	3.12	.130	
2-7/8" O.D.	033019	033020	033022	19	4.64	.160	
4" O.D.	032936	033024	033027	19	6.56	.160	

1-5/8" O.D. DQ 40 Posts / Meets ASTM F 1043 Group IC • Nominal wall thickness .111

DESCRIPTION	PART NO.	PIECES PER BUNDLE	WEIGHT EA.	NOTES
5'	032900	61	9.16	
5'6"	033035	61	9.90	
6'	033032	61	11.10	
6'6"	033033	61	11.90	
7'	033034	61	12.95	
7'6"	033037	61	13.73	
8'	033036	61	14.80	
9'	033070	61	16.47	
10'	033039	61	18.50	

1-7/8" O.D. DQ 40 Posts / Meets ASTM F 1043 Group IC • Nominal wall thickness .120

DESCRIPTION	PART NO.	PIECES PER BUNDLE	WEIGHT EA.	NOTES
5'	032906	61	11.40	
5'6"	033040	61	12.54	
6'	033043	61	13.50	
7'	033044	61	15.75	
8'	033046	61	18.00	
8'8"	033047	61	19.13	
9'	033048	61	20.25	
10'	033049	61	22.50	
11'	033050	61	25.08	
12'	033093	61	27.36	

SPECIAL NOTE: Call us for all your special needs: Drilled Posts, Welded Plates, Post Bending, etc.

DQ 40 • Galvanized Pipe

2-3/8" O.D. DQ 40 Posts / Meets ASTM F 1043 Group IC • Nominal wall thickness .130

DESCRIPTION	PART NO.	PIECES PER BUNDLE	WEIGHT EA.	NOTES
5'	032912	37	15.55	
5'6"	033094	37	17.11	
6'	033052	37	18.66	
6'6"	033095	37	20.22	
7'	033054	37	21.77	
8'	033056	37	24.88	
8'8"	033057	37	26.44	
9'	033058	37	27.99	
10'	033059	37	31.10	
10'6"	033063	37	32.66	
11'	033061	37	34.21	
12'	033060	37	37.32	
13'	033062	37	40.43	
14'	033111	37	43.54	
15'	033064	37	46.65	

2-7/8" O.D. DQ 40 Posts / Meets ASTM F 1043 Group IC • Nominal wall thickness .160

DESCRIPTION	PART NO.	PIECES PER BUNDLE	WEIGHT EA.	NOTES
5'	032913	19	23.20	
6'	033074	19	27.84	
7'	033075	19	32.48	
8'	033076	19	37.12	
9'	033078	19	41.76	
10'	033079	19	46.40	
10'6"	033083	19	48.72	
11'	033080	19	51.04	
12'	033081	19	55.68	
13'	033082	19	60.32	
14'	033120	19	64.96	
15'	033084	19	69.60	

SPECIAL NOTE: Call us for all your special needs: Drilled Posts, Welded Plates, Post Bending, etc.

4" O.D. DQ 40 Posts / Meets ASTM F 1043 Group IC • Nominal wall thickness .160

DESCRIPTION	PART NO.	PIECES PER BUNDLE	WEIGHT EA.	NOTES
5'	033065	19	33.00	
6'	033066	19	40.00	
7'	033067	19	46.00	
8'	033041	19	52.48	
9'	033028	19	59.04	
10'	033029	19	65.60	
10' 6"	033042	19	68.88	
11'	033030	19	72.16	
12'	033031	19	78.72	
13'	033068	19	85.28	
14'	033129	19	91.84	
15'	033069	19	98.40	

SPECIAL NOTE: Call us for all your special needs: Drilled Posts, Welded Plates, Post Bending, etc.

Chain Link - Pipe and Tube



Import Full Weight (Schedule 40) • 1.8 oz. Galvanized Pipe

Import Full Weight (Schedule 40) / 1.8 oz.

DESCRIPTION	PART NO.			PIECES PER BUNDLE	WEIGHT PER FT.	NOMINAL WALL THICKNESS	NOTES
	18'	21'	24'				
1-3/8" O.D. - PE	033495	033500	033552	60	1.68	.133	
1-5/8" O.D. - PE	033554	033551	033553	42	2.27	.140	
1-7/8" O.D.	033711	033712	033714	36	2.72	.145	
2-3/8" O.D.	033950	033952	033954	26	3.65	.154	
2-7/8" O.D.	034280	034282	034284	18	5.79	.203	
3-1/2" O.D.	034286	034287	034289	14	7.58	.216	
4" O.D.	034469	034471	034473	12	9.11	.226	
4-1/2" O.D.	034475	034477	034479	10	10.79	.237	
6-5/8" O.D.	034503	034502	034504	5	18.97	.280	
8-5/8" O.D.	034509	034511	034513	1	28.55	.322	

1-5/8" O.D. Import Full Weight Posts (Schedule 40) / 1.8 oz. • Nominal wall thickness .140

DESCRIPTION	PART NO.	PIECES PER BUNDLE	WEIGHT EA.	NOTES
5'	033561	42	11.35	
5'6"	033562	42	12.49	
6'	033563	42	13.62	
6'6"	033564	42	14.75	
7'	033565	42	15.89	
7'6"	033566	42	17.03	
8'	033567	42	18.16	
9'	033569	42	20.43	
10'	033570	42	22.70	

SPECIAL NOTE: Call us for all your special needs: Drilled Posts, Welded Plates, Post Bending, etc.

CL-58

1-7/8" O.D. Import Full Weight Posts (Schedule 40) / 1.8 oz. • Nominal wall thickness .145

DESCRIPTION	PART NO.	PIECES PER BUNDLE	WEIGHT EA.	NOTES
5'	033801	36	13.60	
5' 6"	033802	36	14.96	
6'	033803	36	16.32	
6' 6"	033814	36	17.68	
7'	033805	36	19.04	
8'	033807	36	21.76	
8' 8"	033808	36	23.58	
9'	033809	36	24.48	
10'	033810	36	27.20	
10' 6"	033813	36	28.56	
11'	033818	36	24.97	
12'	033820	36	32.64	

2-3/8" O.D. Import Full Weight Posts (Schedule 40) / 1.8 oz. • Nominal wall thickness .154

DESCRIPTION	PART NO.	PIECES PER BUNDLE	WEIGHT EA.	NOTES
5'	034101	26	18.25	
5' 6"	034102	26	20.08	
6'	034103	26	21.90	
6' 6"	034104	26	23.73	
7'	034105	26	25.55	
8'	034107	26	29.20	
8' 8"	034108	26	31.65	
9'	034109	26	32.85	
9' 8"	034111	26	35.28	
10'	034110	26	36.50	
10' 6"	034112	26	38.33	
11'	034114	26	40.15	
12'	034115	26	43.80	
13'	034117	26	47.45	
14'	034125	26	51.10	
15'	034119	26	54.75	

SPECIAL NOTE: Call us for all your special needs: Drilled Posts, Welded Plates, Post Bending, etc.

Import Full Weight (Schedule 40) • 1.8 oz. Galvanized Pipe

2-7/8" O.D. Import Full Weight Posts (Schedule 40) / 1.8 oz. • Nominal wall thickness .203

DESCRIPTION	PART NO.	PIECES PER BUNDLE	WEIGHT EA.	NOTES
5'	034332	18	28.95	
6'	034333	18	34.74	
7'	034335	18	40.53	
8'	034337	18	46.32	
9'	034339	18	52.11	
10'	034340	18	57.90	
10' 6"	034342	18	60.80	
11'	034341	18	63.69	
12'	034345	18	69.48	
13'	034347	18	75.27	
15'	034349	18	86.85	

4" O.D. Import Full Weight Posts (Schedule 40) / 1.8 oz. • Nominal wall thickness .226

DESCRIPTION	PART NO.	PIECES PER BUNDLE	WEIGHT EA.	NOTES
5'	034431	12	45.50	
6'	034433	12	54.60	
7'	034435	12	63.70	
8'	034437	12	72.80	
9'	034439	12	81.90	
10'	034440	12	91.00	
10' 6"	034443	12	95.55	
11'	034441	12	100.10	
12'	034442	12	109.20	
13'	034447	12	118.30	
14'	034449	12	127.40	
15'	034450	12	136.50	

SPECIAL NOTE: Call us for all your special needs: Drilled Posts, Welded Plates, Post Bending, etc.

6-5/8" O.D. Import Full Weight Posts (Schedule 40) / 1.8 oz. • Nominal wall thickness .280

DESCRIPTION	PART NO.	PIECES PER BUNDLE	WEIGHT EA.	NOTES
5'	034550	7	94.85	
6'	034554	7	113.82	
7'	034555	7	132.79	
8'	034557	7	151.76	
9'	034559	7	170.73	
10'	034560	7	189.70	
10' 6"	034564	7	199.10	
11'	034561	7	208.67	
12'	034562	7	227.64	
13'	034563	7	246.61	
14'	034569	7	265.58	
15'	034570	7	284.55	

8-5/8" O.D. Import Full Weight Posts (Schedule 40) / 1.8 oz. • Nominal wall thickness .322

DESCRIPTION	PART NO.	PIECES PER BUNDLE	WEIGHT EA.	NOTES
5'	034591	5	142.75	
6'	034582	5	171.30	
7'	034583	5	199.85	
8'	034584	5	228.40	
9'	034585	5	256.95	
10'	034571	5	285.50	
10' 6"	034572	5	299.78	
11'	034573	5	314.05	
12'	034575	5	342.60	
13'	034577	5	371.15	
14'	034579	5	399.70	
15'	034589	5	428.25	

SPECIAL NOTE: Call us for all your special needs: Drilled Posts, Welded Plates, Post Bending, etc.

Chain Link - Pipe and Tube



Domestic Full Weight (Schedule 40) • 1.8 oz. Galvanized Pipe

Domestic Full Weight (Schedule 40) / 1.8 oz. • Meets ASTM F 1043 Group IA and F 1083

DESCRIPTION	PART NO.			PIECES PER BUNDLE	WEIGHT PER FT.	NOMINAL WALL THICKNESS	NOTES
	18'	21'	24'				
1-5/8" O.D. - PE	034649	034610	034613	42	2.27	.140	
1-7/8" O.D. - PE	034633	034635	034638	36	2.72	.145	
2-3/8" O.D.	034659	034660	034663	26	3.65	.154	
2-7/8" O.D.	034680	034685	034688	18	5.79	.203	
4" O.D.	034689	034710	034713	12	9.11	.226	
6-5/8" O.D.	—	034711	034770	1	18.97	.280	

1-7/8" O.D. Domestic Full Weight Posts (Schedule 40) / 1.8 oz. • Meets ASTM F 1043 Group IA and F 1083 • Nominal wall thickness .145

DESCRIPTION	PART NO.	PIECES PER BUNDLE	WEIGHT EA.	NOTES
6'	034608	36	16.32	
7'	034609	36	19.04	
8'	034634	36	21.76	
8'8"	034625	36	23.57	
9'	034626	36	24.48	
10'	034614	36	27.20	
11'	034615	36	29.81	
12'	034616	36	32.64	
13'	034617	36	35.36	
14'	034618	36	38.08	
15'	034619	36	40.80	

Call Your Master Halco location for availability of domestic full weight pipe in cut posts.

2-3/8" O.D. Domestic Full Weight Posts (Schedule 40) / 1.8 oz. • Meets ASTM F 1043 Group IA and F 1083 • Nominal wall thickness .154

DESCRIPTION	PART NO.	PIECES PER BUNDLE	WEIGHT EA.	NOTES
6'	034623	26	21.90	
7'	034624	26	25.55	
8'	034674	26	29.20	
8' 8"	034651	26	31.63	
9'	034652	26	32.85	
10'	034650	26	36.50	
10' 6"	034655	26	38.32	
11'	034653	26	40.15	
12'	034627	26	43.80	
13'	034628	26	47.45	
14'	034629	26	51.10	
15'	034630	26	54.75	

2-7/8" O.D. Domestic Full Weight Posts (Schedule 40) / 1.8 oz. • Meets ASTM F 1043 Group IA and F 1083 • Nominal wall thickness .203

DESCRIPTION	PART NO.	PIECES PER BUNDLE	WEIGHT EA.	NOTES
6'	034640	18	34.74	
7'	034641	18	40.53	
8'	034642	18	46.32	
9'	034643	18	52.11	
10'	034675	18	57.90	
10' 6"	034676	18	60.79	
11'	034677	18	63.69	
12'	034679	18	69.48	
13'	034644	18	75.27	
14'	034645	18	81.06	
15'	034646	18	86.85	

Call Your Master-Halco location for availability of domestic full weight pipe in cut posts.

Domestic Full Weight (Schedule 40) • 1.8 oz. Galvanized Pipe

4" O.D. Domestic Full Weight Posts (Schedule 40) / 1.8 oz. • Meets ASTM F 1043 Group IA and F 1083 • Nominal wall thickness .226

DESCRIPTION	PART NO.	PIECES PER BUNDLE	WEIGHT EA.	NOTES
6'	034665	12	54.66	
7'	034666	12	63.77	
8'	034667	12	72.88	
9'	034668	12	81.99	
10'	034740	12	91.10	
10' 6"	034750	12	95.65	
11'	034741	12	100.21	
12'	034742	12	109.32	
13'	034669	12	118.43	
14'	034670	12	127.54	
15'	034671	12	136.65	

6-5/8" O.D. Domestic Full Weight Posts (Schedule 40) / 1.8 oz. • Meets ASTM F 1043 Group IA and F 1083 • Nominal wall thickness .280

DESCRIPTION	PART NO.	PIECES PER BUNDLE	WEIGHT EA.	NOTES
6'	034765	7	54.66	
7'	499V00	7	63.77	
8'	709D00	7	72.88	
10' 6"	034769	7	95.65	
11'	034810	7	100.21	
12'	034768	7	109.32	
12' 6"	034753	7	113.82	
13'	222F00	7	118.43	
15'	034811	7	127.54	
17'	034812	7	136.65	

Call Your Master-Halco location for availability of domestic full weight pipe in cut posts.

Domestic Full Weight (Schedule 40) / 2 oz. • Meets ASTM F 1043 Group IA and F 1083

DESCRIPTION	PART NO.			PIECES PER BUNDLE	WEIGHT PER FT.	NOMINAL WALL THICKNESS	NOTES
	18'	21'	24'				
1-5/8" O.D. - PE	—	034716	034717	42	2.36	.140	
1-7/8" O.D. - PE	—	034719	034721	36	2.83	.145	
2-3/8" O.D.	034724	034727	034730	26	3.79	.154	
2-7/8" O.D.	034732	034733	034736	18	6.03	.203	
4" O.D.	034745	034746	034749	12	9.36	.226	

1-5/8" O.D. Full Weight Posts (Schedule 40) / 2 oz. • Meets ASTM F 1043 Group IA and F 1083 • Nominal wall thickness .140

DESCRIPTION	PART NO.	PIECES PER BUNDLE	WEIGHT EA.	NOTES
6'	033587	42	13.62	
6' 6"	033588	42	14.76	
7'	033589	42	15.89	
7' 6"	033590	42	17.03	
8'	033591	42	18.16	
8' 6"	033592	42	19.30	
9'	033593	42	20.43	
10'	033595	42	22.70	
10' 6"	033596	42	23.84	

Call Your Master-Halco location for availability of domestic full weight pipe in cut posts.

Chain Link - Pipe and Tube



Domestic Full Weight (Schedule 40) • 2.0 oz. Galvanized Pipe

1-7/8" O.D. Domestic Full Weight Posts (Schedule 40) / 2 oz. • Meets ASTM F 1043 Group IA and F 1083 • Nominal wall thickness .145

DESCRIPTION	PART NO.	PIECES PER BUNDLE	WEIGHT EA.	NOTES
6'	033612	36	16.32	
7'	033614	36	19.04	
8'	033616	36	21.76	
8' 6"	033617	36	23.12	
9'	033618	36	24.48	
10'	033620	36	27.20	
10' 6"	033621	36	28.58	
11'	033622	36	29.92	
12'	033624	36	32.64	
13'	033626	36	35.36	
14'	033627	36	38.08	
15'	033628	36	40.80	

2-3/8" O.D. Domestic Full Weight Posts (Schedule 40) / 2 oz. Galvanized Pipe Meets ASTM F 1043 Group IA and F 1083 • Nominal wall thickness .154

DESCRIPTION	PART NO.	PIECES PER BUNDLE	WEIGHT EA.	NOTES
6'	033637	26	21.90	
7'	033639	26	25.55	
8'	033641	26	29.20	
8' 6"	033642	26	31.03	
9'	033643	26	32.85	
9' 6"	033644	26	34.88	
10'	033645	26	36.50	
10' 6"	033646	26	38.33	
11'	033647	26	40.15	
12'	033649	26	43.80	
13'	033651	26	47.45	
14'	033652	26	51.10	
15'	033653	26	54.75	

Call Your Master-Halco location for availability of domestic full weight pipe in cut posts.

CL-66

2-7/8" O.D. Domestic Full Weight Posts (Schedule 40) / 2 oz. • Meets ASTM F 1043 Group IA and F 1083 • Nominal wall thickness .203

DESCRIPTION	PART NO.	PIECES PER BUNDLE	WEIGHT EA.	NOTES
6'	033662	18	34.74	
6' 6"	033663	18	37.64	
7'	033664	18	40.53	
7' 6"	033665	18	43.43	
8'	033666	18	46.32	
8' 6"	033667	18	49.22	
9'	033668	18	52.11	
10'	033670	18	57.90	
10' 6"	033671	18	60.80	
11'	033672	18	63.69	
11' 6"	033673	18	66.59	
12'	033674	18	69.48	
13'	033676	18	75.27	
14'	033677	18	81.06	
15'	033678	18	86.85	

4" O.D. Domestic Full Weight Posts (Schedule 40) / 2 oz. • Meets ASTM F 1043 Group IA and F 1083 • Nominal wall thickness .226

DESCRIPTION	PART NO.	PIECES PER BUNDLE	WEIGHT EA.	NOTES
6'	033687	12	54.66	
7'	033689	12	63.77	
8'	033691	12	72.88	
9'	033693	12	81.99	
10'	033695	12	91.10	
10' 6"	033696	12	95.65	
11'	033697	12	100.21	
12'	033699	12	109.32	
13'	033681	12	118.43	
14'	033682	12	127.54	
15'	033683	12	136.65	

Call Your Master-Halco location for availability of domestic full weight pipe in cut posts.

17 Gauge • Galvanized Tubing

Spectra 17 Gauge / Polyester • Nominal wall thickness .055

DESCRIPTION	PART NO.			21'	PIECES PER BUNDLE	WEIGHT PER FT.	NOTES
	10' 6" GREEN	10' 6" BLACK	10' 6" BROWN				
1-3/8" O.D. – SE	009410	009411	009412	66001_	91	.74	
1-3/8" O.D. – PE	066014	066015	066016	—	91	.74	

1-5/8" O.D. Posts 17 Gauge / Polyester • Nominal wall thickness .055

DESCRIPTION	PART NO.	PIECES PER BUNDLE	WEIGHT EA.	NOTES
5' 6"	67678_	61	4.75	
6'	63589_	61	5.70	
7'	63591_	61	6.63	
8'	63592_	61	7.60	

2-3/8" O.D. Posts 17 Gauge / Polyester • Nominal wall thickness .055

DESCRIPTION	PART NO.	PIECES PER BUNDLE	WEIGHT EA.	NOTES
6'	63601_	37	9.60	
7'	67677_	37	11.20	
8'	63604_	37	12.80	

Add the following number to the part no. for desired color:

1-Forest Green 2-Midnight Black 3-Sierra Brown

Spectra 16 Gauge / Polyester • Nominal wall thickness .065

DESCRIPTION	PART NO.				PIECES PER BUNDLE	WEIGHT PER FT.	NOTES
	10' 6"	21'	22'	24'			
1-3/8" O.D. - PE	65001_	65002_	—	—	91	.87	
1-3/8" O.D. - SE	65005_	65006_	—	—	91	.87	
1-5/8" O.D. - PE	65010_	65011_	—	65013_	61	1.10	
1-5/8" O.D. - SE	—	—	65012_	—	61	1.10	
1-7/8" O.D.	—	65015_	—	65017_	61	1.27	
2-3/8" O.D.	—	65019_	—	65021_	37	1.60	

1-5/8" O.D. Posts 16 Gauge / Polyester • Nominal wall thickness .065

DESCRIPTION	PART NO.	PIECES PER BUNDLE	WEIGHT EA.	NOTES
5'	65041_	61	5.55	
5' 6"	65042_	61	6.11	
6'	65043_	61	6.66	
6' 6"	65044_	61	7.22	
7'	65045_	61	7.77	
7' 6"	65046_	61	8.33	
8'	65047_	61	8.88	

1-7/8" O.D. Posts 16 Gauge / Polyester • Nominal wall thickness .065

DESCRIPTION	PART NO.	PIECES PER BUNDLE	WEIGHT EA.	NOTES
5'	65051_	61	6.35	
5' 6"	65052_	61	6.99	
6'	65053_	61	7.62	
6' 6"	65054_	61	8.62	
7'	65055_	61	8.89	
7' 6"	65056_	61	9.53	
8'	65057_	61	10.16	
9'	65058_	61	11.99	

Add the following number to the part no. for desired color:

1-Forest Green 2-Midnight Black 3-Sierra Brown

16 Gauge • Galvanized Tubing

2-3/8" O.D. Posts 16 Gauge / Polyester • Nominal wall thickness .065

DESCRIPTION	PART NO.	PIECES PER BUNDLE	WEIGHT EA.	NOTES
5'	65061_	37	8.00	
5' 6"	65062_	37	8.80	
6'	65063_	37	9.60	
7'	65065_	37	11.20	
8'	65067_	37	12.80	
9'	65070_	37	15.30	

Add the following number to the part no. for desired color:

1-Forest Green 2-Midnight Black 3-Sierra Brown

Spectra CQ 20 / Polyester

DESCRIPTION	PART NO.			PIECES PER BUNDLE	WEIGHT PER FT.	NOMINAL WALL THICKNESS	NOTES
	21'	22'	24'				
1-3/8" O.D. - SE	67503_	—	—	91	1.06	.080	
1-5/8" O.D. - PE	67510_	—	67516_	61	1.46	.085	
1-5/8" O.D. - SE	67513_	67515_	—	61	1.46	.085	
1-7/8" O.D.	67520_	—	67522_	61	1.75	.090	
2-3/8" O.D.	67530_	—	67532_	37	2.29	.095	
2-7/8" O.D.	67540_	—	67541_	19	3.25	.110	

1-5/8" O.D. CQ 20 Posts / Polyester • Nominal wall thickness .085

DESCRIPTION	PART NO.	PIECES PER BUNDLE	WEIGHT EA.	NOTES
6'	67554_	61	8.76	
7'	67556_	61	10.22	
8'	67558_	61	11.68	
9'	67559_	61	13.14	
10'	67560_	61	14.60	

1-7/8" O.D. CQ 20 Posts / Polyester • Nominal wall thickness .090

DESCRIPTION	PART NO.	PIECES PER BUNDLE	WEIGHT EA.	NOTES
6'	67564_	61	10.50	
7'	67566_	61	12.25	
8'	67568_	61	14.00	
8' 6"	67569_	61	14.87	
9'	67570_	61	15.75	
10'	67571_	61	17.50	

Add the following number to the part no. for desired color:

1-Forest Green 2-Midnight Black 3-Sierra Brown

CQ 20 • Galvanized Pipe

2-3/8" O.D. CQ 20 Posts / Polyester • Nominal wall thickness .095

DESCRIPTION	PART NO.	PIECES PER BUNDLE	WEIGHT EA.	NOTES
6'	67574_	37	13.80	
7'	67576_	37	16.10	
8'	67578_	37	18.40	
8'6"	67579_	37	19.55	
9'	67580_	37	20.70	
10'	67582_	37	23.00	
10'6"	67583_	37	24.15	
11'	67584_	37	25.30	
12'	67585_	37	27.60	
13'	67581_	37	29.90	

2-7/8" O.D. CQ 20 Posts / Polyester • Nominal wall thickness .110

DESCRIPTION	PART NO.	PIECES PER BUNDLE	WEIGHT EA.	NOTES
6'	67586_	19	19.50	
7'	67587_	19	22.75	
8'	67588_	19	26.00	
9'	67589_	19	29.25	
10'	67590_	19	32.50	
10'6"	67591_	19	34.13	
11'	67592_	19	37.75	
12'	67593_	19	39.00	
13'	67594_	19	42.25	

Add the following number to the part no. for desired color:

1-Forest Green 2-Midnight Black 3-Sierra Brown

Spectra DQ 40 / Polyester • Meets ASTM F 1043 Group IC

DESCRIPTION	PART NO.			PIECES PER BUNDLE	WEIGHT PER FT.	NOMINAL WALL THICKNESS	NOTES
	18'	21'	24'				
1-5/8" O.D. - PE	—	69501_	69502_	61	1.83	.111	
1-7/8" O.D.	69509_	69510_	69511_	61	2.28	.120	
2-3/8" O.D.	69519_	69520_	69521_	37	3.12	.130	
2-7/8" O.D.	—	69530_	69531_	19	4.78	.149	
4" O.D.	—	69532_	69533_	19	6.60	.160	

1-5/8" O.D. DQ 40 Posts / Polyester • Meets ASTM F 1043 Group IC • Nominal wall thickness .111

DESCRIPTION	PART NO.	PIECES PER BUNDLE	WEIGHT EA.	NOTES
6' - Black	006717	61	10.98	
7'	69556_	61	13.00	
8'	69558_	61	14.64	
10 6" - Black	178N00	61	18.00	

1-7/8" O.D. DQ 40 Posts / Polyester • Meets ASTM F 1043 Group IC • Nominal wall thickness .120

DESCRIPTION	PART NO.	PIECES PER BUNDLE	WEIGHT EA.	NOTES
6'	69559_	61	13.50	
7'	69560_	61	15.75	
8'	69568_	61	18.00	
9'	69571_	61	20.25	
10'	69573_	61	22.50	
10 6"	69574_	61	23.63	

Add the following number to the part no. for desired color:

1-Forest Green 2-Midnight Black 3-Sierra Brown

Chain Link - Spectra® Pipe and Tube



DQ 40 • Galvanized Pipe

2-3/8" O.D. DQ 40 Posts / Polyester • Meets ASTM F 1043 Group IC • Nominal wall thickness .130

DESCRIPTION	PART NO.	PIECES PER BUNDLE	WEIGHT EA.	NOTES
6'	69575_	37	18.66	
7'	69569_	37	21.77	
8'	69578_	37	24.88	
8' 8"	69577_	37	26.44	
9'	69579_	37	27.99	
9' 8"	69595_	37	30.06	
10'	69580_	37	31.10	
10' 6"	69590_	37	32.66	
11'	69596_	37	34.21	
12'	69591_	37	37.32	
13'	69593_	37	40.43	
15'	69594_	37	46.65	

2-7/8" O.D. DQ 40 Posts / Polyester • Meets ASTM F 1043 Group IC • Nominal wall thickness .149

DESCRIPTION	PART NO.	PIECES PER BUNDLE	WEIGHT EA.	NOTES
6'	69537_	19	28.68	
7'	69563_	19	32.46	
8'	69581_	19	37.12	
9'	69582_	19	41.76	
10'	69583_	19	46.40	
10' 6"	69587_	19	48.72	
11'	69584_	19	51.04	
12'	69586_	19	55.68	
13'	69588_	19	60.32	
15'	69589_	19	69.60	

Add the following number to the part no. for desired color:
1-Forest Green 2-Midnight Black 3-Sierra Brown

CL-74

4" O.D. DQ 40 Posts / Polyester • Meets ASTM F 1043 Group IC • Nominal wall thickness .160

DESCRIPTION	PART NO.	PIECES PER BUNDLE	WEIGHT EA.	NOTES
7'	69606_	19	48.45	
8'	69605_	19	53.10	
9'	69602_	19	59.73	
10'	69601_	19	66.36	
10' 6"	69597_	19	69.00	
11'	69598_	19	73.00	
12'	69599_	19	79.00	
13'	69600_	19	85.58	
14'	69628_	19	92.91	
15'	69604_	19	99.00	
16'	69619_	19	106.18	

Add the following number to the part no. for desired color:

1-Forest Green 2-Midnight Black 3-Sierra Brown

Full Weight (Schedule 40) • Galvanized Pipe

Spectra Full Weight (Schedule 40) / Polyester • Meets ASTM F 1043

DESCRIPTION	PART NO.			PIECES PER BUNDLE	WEIGHT PER FT.	NOMINAL WALL THICKNESS	NOTES
	18'	21'	24'				
1-5/8" O.D. - PE	—	68552_	68031_	61	2.27	.140	
1-7/8" O.D. - PE	—	68714_	68716_	61	2.72	.145	
2-3/8" O.D.	—	69101_	69103_	37	3.65	.154	
2-7/8" O.D.	—	69310_	69312_	18	5.79	.203	
4" O.D.	69005_	68852_	68996_	12	9.11	.226	
6-5/8" O.D. - Black	—	484H00	696162	*	18.97	.280	

* NOTE: Not required to order in bundle quantities.

1-7/8" O.D. Full Weight Posts / Polyester • Meets ASTM F 1043 • Nominal wall thickness .145

DESCRIPTION	PART NO.	PIECES PER BUNDLE	WEIGHT EA.	NOTES
6'	68950_	61	16.32	
8'	68809_	61	21.76	
9'	68710_	61	25.00	
10'	68711_	61	27.20	
10 6"	68712_	61	27.20	

2-3/8" O.D. Full Weight Posts / Polyester • Meets ASTM F 1043 • Nominal wall thickness .154

DESCRIPTION	PART NO.	PIECES PER BUNDLE	WEIGHT EA.	NOTES
6'	68953_	37	21.90	
6'6"	68954_	37	23.73	
7'	68955_	37	25.50	
7'6"	68956_	37	27.38	
8'	68957_	37	29.20	
9'	69112_	37	32.85	
10'	69125_	37	36.50	
10'6"	68960_	37	38.33	
11' - Black	007620	37	40.15	
12'	68961_	37	43.80	
12'8"	68962_	37	45.63	

Add the following number to the part no. for desired color:

1-Forest Green 2-Midnight Black 3-Sierra Brown

2-7/8" O.D. Full Weight Posts / Polyester • Meets ASTM F 1043 • Nominal wall thickness .203

DESCRIPTION	PART NO.	PIECES PER BUNDLE	WEIGHT EA.	NOTES
7'	68964_	18	40.53	
8'	68553_	18	46.32	
9'	69338_	18	52.11	
10'	68966_	18	57.90	
10' 6"	68968_	18	60.80	
11'	68967_	18	63.69	
12'	69340_	18	69.48	

4" O.D. Full Weight Posts / Polyester • Meets ASTM F 1043 • Nominal wall thickness .226

DESCRIPTION	PART NO.	PIECES PER BUNDLE	WEIGHT EA.	NOTES
8'	68554_	12	72.80	
9'	67674_	12	84.00	
10' - Black	385C00	12	91.00	
11' - Black	508E00	12	100.21	
12' - Black	006686	12	109.20	
14'	67686_	12	127.40	

6-5/8" O.D. Full Weight Posts / Polyester • Meets ASTM F 1043 • Nominal wall thickness .280

DESCRIPTION	PART NO.	PIECES PER BUNDLE	WEIGHT EA.	NOTES
7' - Black	937X00	*	132.80	
8' - Black	696182	*	151.76	
9' - Black	688102	*	170.73	
10' - Black	704O00	*	189.70	
10' 6" - Black	549A00	*	199.10	
11' - Black	588U00	*	208.67	
12' - Black	696222	*	227.64	
16' - Black	695352	*	303.52	

* **NOTE:** Not required to order in bundle quantities.

Add the following number to the part no. for desired color:
1-Forest Green 2-Midnight Black 3-Sierra Brown

Chain Link - Heavy Mil Pipe and Tube



DQ 40 • Galvanized Pipe

Heavy Mil DQ 40 / Meets ASTM F 1043 Group IC

DESCRIPTION	PART NO.			PIECES PER BUNDLE	WEIGHT PER FT.	NOMINAL WALL THICKNESS	NOTES
	18'	21'	24'				
1-5/8" O.D. - PE	—	48167_	—	61	1.83	.111	
1-7/8" O.D. - PE	48168_	48169_	48170_	61	2.28	.120	
2-3/8" O.D.	—	48172_	48173_	37	3.12	.130	
2-7/8" O.D.	—	48174_	48175_	19	4.78	.149	
4" O.D.	—	48176_	48177_	19	6.60	.160	

1-7/8" O.D. DQ 40 Posts / Meets ASTM F 1043 Group IC • Nominal wall thickness .120

DESCRIPTION	PART NO.	PIECES PER BUNDLE	WEIGHT EA.	NOTES
6'	48533_	61	13.50	
7'	48534_	61	15.75	
8'	48370_	61	18.00	
8' 8"	48371_	61	19.13	
9'	48372_	61	20.25	
9' 8"	48373_	61	21.75	
10'	48374_	61	22.50	
10' 6"	48375_	61	23.63	

2-3/8" O.D. DQ 40 Posts / Meets ASTM F 1043 Group IC • Nominal wall thickness .130

DESCRIPTION	PART NO.	PIECES PER BUNDLE	WEIGHT EA.	NOTES
6'	48368_	37	18.66	
7'	48369_	37	21.77	
8'	48376_	37	24.88	
8' 8"	48377_	37	26.44	
9'	48378_	37	27.99	
10'	48380_	37	31.10	
10' 6"	48381_	37	32.66	
11'	48382_	37	34.21	
12'	48383_	37	37.32	
13'	48384_	37	40.43	
15'	48385_	37	46.65	

Add the following number to the part no. for desired color:
1-Forest Green 2-Midnight Black 3-Sierra Brown

CL-78

2-7/8" O.D. DQ 40 Posts / Meets ASTM F 1043 Group IC • Nominal wall thickness .149

DESCRIPTION	PART NO.	PIECES PER BUNDLE	WEIGHT EA.	NOTES
8'	48366_	19	37.12	
9'	48367_	19	41.76	
10'	48386_	19	46.40	
10' 6"	48387_	19	48.72	
11'	48388_	19	51.04	
12'	48389_	19	55.68	
13'	48390_	19	60.32	
15'	48391_	19	69.60	

4" O.D. DQ 40 Posts / Meets ASTM F 1043 Group IC • Nominal wall thickness .160

DESCRIPTION	PART NO.	PIECES PER BUNDLE	WEIGHT EA.	NOTES
8'	50368_	19	52.00	
9' - Black	299F00	19	59.40	
10' 6"	48392_	19	68.88	
11'	48393_	19	72.16	
12'	48394_	19	78.72	
13'	48395_	19	85.28	

Add the following number to the part no. for desired color:

1-Forest Green 2-Midnight Black 3-Sierra Brown

Chain Link - Heavy Mil Pipe and Tube



Full Weight (Schedule 40) • Galvanized Pipe

Heavy Mil Full Weight (Schedule 40)

DESCRIPTION	18'	PART NO. 21'	24'	PIECES PER BUNDLE	WEIGHT PER FT.	NOMINAL WALL THICKNESS	NOTES
1-5/8" O.D. - PE	—	48178_	—	42	2.27	.140	
1-7/8" O.D. - PE	48179_	48180_	48181_	36	2.72	.145	
2-3/8" O.D.	48182_	48183_	48184_	26	3.65	.154	
2-7/8" O.D.	48185_	48186_	48187_	18	5.79	.203	
4" O.D.	—	48189_	48190_	12	9.10	.226	
6-5/8" O.D.	—	48192_	48193_	*	18.97	.280	

* NOTE: Not required to order in bundle quantities.

1-7/8" Full Weight Posts (Schedule 40) / Nominal wall thickness .145

DESCRIPTION	PART NO.	PIECES PER BUNDLE	WEIGHT EA.	NOTES
6'	48299_	36	16.32	
7'	48301_	36	19.04	
8'	48300_	36	21.76	
8' 8"	48302_	36	23.12	
9'	48304_	36	24.48	
9' 8"	48306_	36	25.84	
10'	48308_	36	27.20	
10 6"	48310_	36	29.01	

2-3/8" O.D. Full Weight Posts (Schedule 40) / Nominal wall thickness .154

DESCRIPTION	PART NO.	PIECES PER BUNDLE	WEIGHT EA.	NOTES
6'	48311_	26	21.90	
7'	48313_	26	25.55	
8'	48312_	26	29.20	
8' 8"	48314_	26	31.65	
9'	48316_	26	32.85	
9' 8"	48318_	26	35.28	
10'	48320_	26	36.50	
10' 6"	48322_	26	38.33	
11'	48324_	26	40.15	
12'	48326_	26	43.80	
13'	48328_	26	47.45	
15'	48330_	26	54.75	

Add the following number to the part no. for desired color:

1-Forest Green 2-Midnight Black 3-Sierra Brown

CL-80

2-7/8" O.D. Full Weight Posts (Schedule 40) / Nominal wall thickness .203

DESCRIPTION	PART NO.	PIECES PER BUNDLE	WEIGHT EA.	NOTES
8'	48331_	18	46.32	
9'	48333_	18	52.11	
10'	48332_	18	57.90	
10' 6"	48334_	18	60.80	
11'	48336_	18	63.69	
12'	48338_	18	69.48	
13'	48340_	18	75.27	
15'	48342_	18	86.85	

4" O.D. Full Weight Posts (Schedule 40) / Nominal wall thickness .226

DESCRIPTION	PART NO.	PIECES PER BUNDLE	WEIGHT EA.	NOTES
10'	48344_	12	91.00	
10' 6"	48346_	12	95.55	
11'	48348_	12	100.10	
12'	48350_	12	109.20	
13'	48351_	12	118.30	
15'	48353_	12	136.50	

6-5/8" O.D. Full Weight Posts (Schedule 40) / Nominal wall thickness .280

DESCRIPTION	PART NO.	PIECES PER BUNDLE	WEIGHT EA.	NOTES
10'	48352_	*	189.70	
10' 6"	48354_	*	199.10	
11'	48356_	*	208.67	
12'	48358_	*	227.64	
13'	48360_	*	246.61	
15'	48361_	*	284.55	

* **NOTE:** Not required to order in bundle quantities.

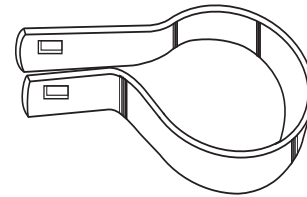
Add the following number to the part no. for desired color:

1-Forest Green 2-Midnight Black 3-Sierra Brown

Regular Tension Bands / 14 ga. x 3/4" Pressed Steel – Galvanized

DESCRIPTION	PART NO.	PER SACK	WEIGHT EA.	NOTES
1-3/8"	010101	250	.12	
1-5/8"	010102	250	.14	
1-7/8"	010103	250	.15	
2-3/8"	010104	250	.18	
2-7/8"	010105	100	.20	
3" Full	010106	100	.21	
3-1/2"	010107	100	.23	
4"	010108	100	.24	
4-1/2"	010109	100	.30	


Use 5/16" x 1-1/4" Carriage Bolt – Pt. #010701



Medium Tension Bands / 12 ga. x 7/8" Pressed Steel – Galvanized

DESCRIPTION	PART NO.	PER SACK	WEIGHT EA.	NOTES
1-3/8"	010551	200	.21	
1-5/8"	010552	200	.25	
1-7/8"	010553	200	.26	
2-3/8"	010554	200	.31	
2-7/8"	010555	100	.35	
3-1/2"	010557	100	.41	
4"	010558	100	.46	
4-1/2"	010559	100	.52	
6-5/8"	010560	50	.68	

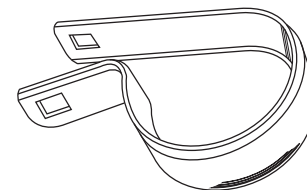
Use 5/16" x 1-1/4" Carriage Bolt – Pt. #010701



Beveled Tension Bands / 12 ga. x 7/8" Pressed Steel – Galvanized

DESCRIPTION	PART NO.	PER SACK	WEIGHT EA.	NOTES
1-3/8"	010251	250	.19	
1-5/8"	010252	250	.21	
1-7/8"	010253	250	.22	
2-3/8"	010254	250	.26	
2-7/8"	010255	100	.34	
4"	010258	100	.38	
6-5/8"	010260	50	.56	
8-5/8"	010261	50	.84	

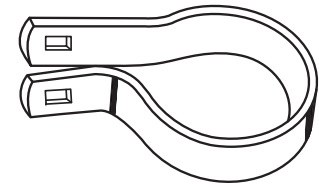
Use 5/16" x 1-1/4" Carriage Bolt – Pt. #010701



Heavy Tension Bands / 1/8" x 1" Pressed Steel – Galvanized

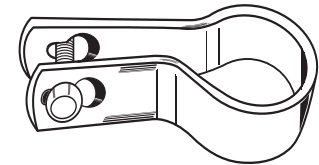
DESCRIPTION	PART NO.	PER SACK	WEIGHT EA.	NOTES
1-3/8"	010201	250	.26	
1-5/8"	010202	250	.30	
1-7/8"	010203	100	.33	
2-3/8"	010204	100	.39	
2-7/8"	010205	100	.42	
3-1/2"	010207	100	.50	
4"	010208	50	.59	
4-1/2"	010209	50	.66	
6-5/8"	010210	50	.85	
8-5/8"	010211	50	1.10	

Use 3/8" x 1-1/2" Carriage Bolt – Pt. #010704



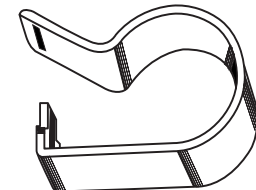
Snappy Tension Band / Pressed Steel – Galvanized with Aluminum Fastener

DESCRIPTION	PART NO.	PER SACK	WEIGHT EA.	NOTES
1-3/8"	010121	100	.10	



Boltless Tension Band / Aluminum

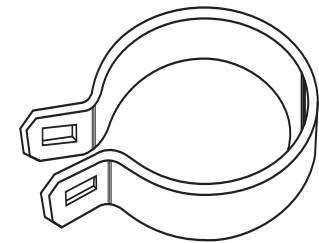
DESCRIPTION	PART NO.	PER SACK	WEIGHT EA.	NOTES
2-3/8"	010164	250	.06	



Regular Brace Bands / 12 ga. x 3/4" Pressed Steel – Galvanized

DESCRIPTION	PART NO.	PER SACK	WEIGHT EA.	NOTES
1-3/8"	010301	250	.13	
1-5/8"	010302	250	.15	
1-7/8"	010303	250	.18	
2-3/8"	010304	250	.21	
2-7/8"	010305	100	.24	
3" Full	010306	100	.25	
3-1/2"	010307	100	.30	
4"	010308	100	.34	
4-1/2"	010309	100	.36	

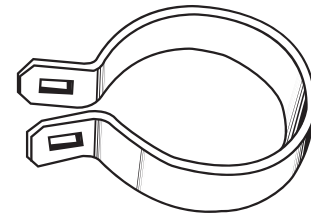
Use 5/16" x 1-1/4" Carriage Bolt – Pt. #010701



Medium Brace Bands / 12 ga. x 7/8" Pressed Steel – Galvanized

DESCRIPTION	PART NO.	PER SACK	WEIGHT EA.	NOTES
1-3/8"	010651	250	.17	
1-5/8"	010652	250	.19	
1-7/8"	010653	250	.21	
2-3/8"	010654	250	.24	
2-7/8"	010655	100	.29	
3-1/2"	010657	100	.33	
4"	010658	100	.38	
4-1/2"	010659	100	.45	
6-5/8"	010660	50	.65	

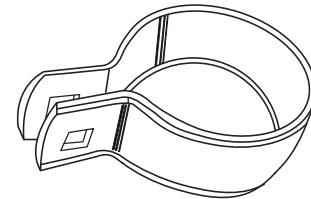
Use 5/16" x 1-1/4" Carriage Bolt – Pt. #010701



Beveled Brace Bands / 12 ga. x 7/8" Pressed Steel – Galvanized

DESCRIPTION	PART NO.	PER SACK	WEIGHT EA.	NOTES
1-5/8"	010453	300	.20	
1-7/8"	010453	250	.22	
2-3/8"	010454	250	.25	
2-7/8"	010455	100	.33	
4"	010458	100	.41	
6-5/8"	010460	50	.76	
8-5/8"	010461	50	.80	


Use 5/16" x 1-1/4" Carriage Bolt – Pt. #010701



Heavy Brace Bands / 1/8" x 1" Pressed Steel – Galvanized

DESCRIPTION	PART NO.	PER SACK	WEIGHT EA.	NOTES
1-3/8"	010401	250	.20	
1-5/8"	010402	250	.25	
1-7/8"	010403	100	.26	
2-3/8"	010404	100	.32	
2-7/8"	010405	100	.36	
3-1/2"	010407	100	.44	
4"	010408	50	.49	
4-1/2"	010409	50	.55	
6-5/8"	010410	50	.77	
8-5/8"	010411	50	1.02	
Sr. H	010413	100	.35	

Use 3/8" x 1-1/2" Carriage Bolt – Pt. #010704

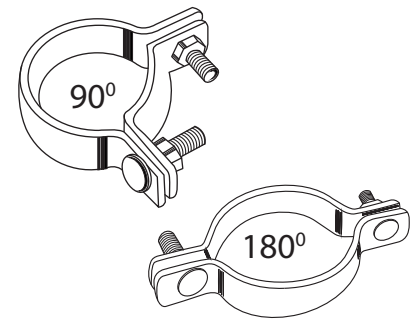


Regular 2-Way Brace Bands / Pressed Steel – Galvanized

Heavy 1/8" x 1" available on special quotation

DESCRIPTION	PART NO.	PER SACK	WEIGHT EA.	NOTES
1-7/8" 90° 2-way	010310	100	.19	
1-7/8" 180° 2-way	010311	100	.21	
2-3/8" 90° 2-way	010313	100	.21	
2-3/8" 180° 2-way	010314	100	.25	
2-7/8" 180° 2-way	010320	100	.29	

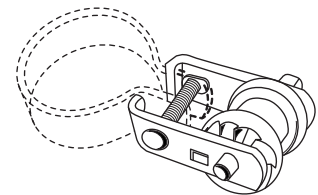
Use 5/16" x 1-1/4" Carriage Bolt – Pt. #010701



Ratchet For Barb Wire / Galvanized – Steel

DESCRIPTION	PART NO.	PER SACK	WEIGHT EA.	NOTES
Universal	010515	25	.57	

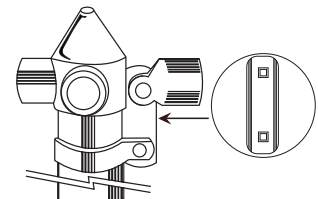
NOTE: Use with one 1/8" x 1" Brace Band (sold separately).



Step-Up Adapter / Pressed Steel – Galvanized

DESCRIPTION	PART NO.	PER SACK	WEIGHT EA.	NOTES
1" x 3-1/2"	018611	250	.12	

NOTE: Use with one Brace Band and Rail End (sold separately) to create an offset allowing a third rail joining at corner to be evenly aligned.

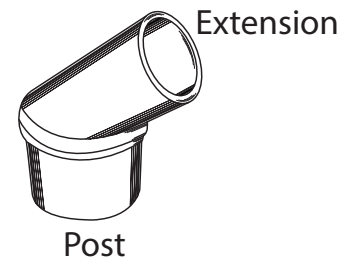


Backstop Adapter

DESCRIPTION	PART NO.	PER SACK	WEIGHT EA.	NOTES
Malleable Iron – Galvanized	015925	15	4.9	

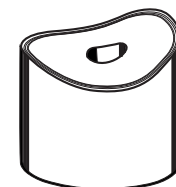
Post: Fits inside 4" O.D. Pipe or over 2-7/8" O.D. Pipe.

Extension: Fits inside 2-7/8" O.D. Pipe or over 1-7/8" O.D. Pipe.



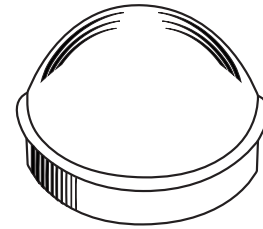
Concave Adapter / Die-Cast Aluminum

DESCRIPTION	PART NO.	PER SACK	WEIGHT EA.	NOTES
Concave Adapter	011928	200	.06	




Caps, Heavy / Die-Cast Aluminum

DESCRIPTION	PART NO.	PER SACK	WEIGHT EA.	NOTES
1-3/8"	011301	350	.06	
1-5/8"	011302	350	.09	
1-7/8"	011303	250	.10	
2-3/8"	011304	150	.14	
2-7/8"	011315	150	.20	
3-1/2"	011316	150	.20	
4"	011317	50	.22	
4-1/2"	011313	4	.56	
6-5/8"	011319	4	.56	



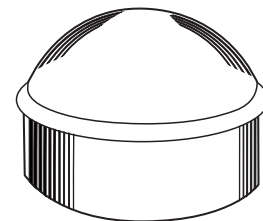
Acorn Caps / Die-Cast Aluminum

DESCRIPTION	PART NO.	PER SACK	WEIGHT EA.	NOTES
1-3/8"	011321	350	.08	
1-5/8"	011322	350	.13	
1-7/8"	011323	250	.16	
2-3/8"	011324	150	.25	
2-7/8"	011325	100	.37	



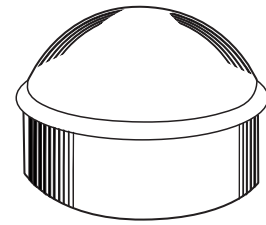
Caps / Pressed Steel - Galvanized

DESCRIPTION	PART NO.	PER SACK	WEIGHT EA.	NOTES
1-3/8"	011601	250	.10	
1-5/8"	011602	250	.13	
1-7/8"	011603	200	.16	
2-3/8"	011604	125	.23	
2-7/8"	011605	100	.31	
3" Full	011606	125	.42	
3-1/2"	011607	25	.49	
4"	011608	25	.59	
4-1/2"	011609	25	.89	
6-5/8"	011610	10	1.44	
8-5/8"	414W00	10	2.00	



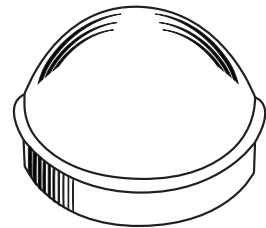
Dura Caps / Pressed Steel – Galvanized

DESCRIPTION	PART NO.	PER SACK	WEIGHT EA.	NOTES
1-7/8"	012715	100	.13	
2-3/8"	012716	100	.19	
2-7/8"	012717	50	.25	
4"	012718	25	.43	
6-5/8"	012719	10	.96	




Caps / Cast Iron – Galvanized

DESCRIPTION	PART NO.	PER SACK	WEIGHT EA.	NOTES
4"	011808	25	1.50	
6-5/8"	011811	6	7.39	




Bullet Caps / Die-Cast Aluminum

DESCRIPTION	PART NO.	PER SACK	WEIGHT EA.	NOTES
2-3/8"	011360	100	.22	



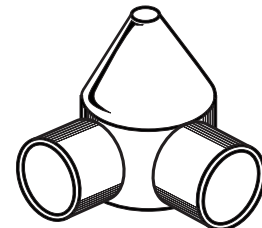
One-Way Bullet Caps / Die-Cast Aluminum

DESCRIPTION	PART NO.	PER SACK	WEIGHT EA.	NOTES
1-7/8"	011351	100	.22	
2-3/8"	011361	100	.28	



Two-Way Bullet Caps / Die-Cast Aluminum

DESCRIPTION	PART NO.	PER SACK	WEIGHT EA.	NOTES
1-7/8"	011352	100	.26	
2-3/8"	011362	100	.31	



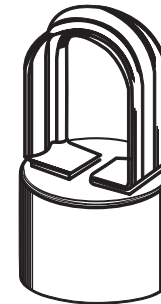
Eye Tops / Die-Cast Aluminum

DESCRIPTION	PART NO.	PER SACK	WEIGHT EA.	NOTES
1-5/8" x 1-3/8"	011901	200	.11	
1-7/8" x 1-3/8"	011902	100	.16	
1-7/8" x 1-5/8"	011903	100	.17	
2-3/8" x 1-5/8"	011904	100	.19	



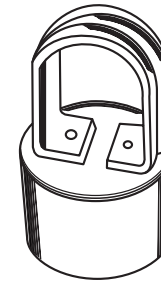
Eye Tops - Dura Top / Pressed Steel - Galvanized

DESCRIPTION	PART NO.	PER SACK	WEIGHT EA.	NOTES
1-5/8" x 1-3/8"	012250	100	.20	
1-7/8" x 1-3/8"	012251	100	.23	
1-7/8" x 1-5/8"	012260	100	.25	
1-7/8" x 1-5/8"	012710	100	.39	
2-3/8" x 1-5/8"	012711	100	.49	



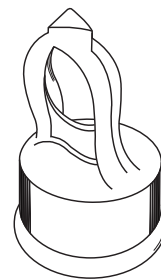
Eye Tops - Standard / Pressed Steel - Galvanized

DESCRIPTION	PART NO.	PER SACK	WEIGHT EA.	NOTES
1-5/8" x 1-5/8"	012252	100	.51	
1-7/8" x 1-5/8"	012253	100	.53	
2-3/8" x 1-5/8"	012254	50	.64	
2-7/8" x 1-5/8"	012255	50	1.02	
4" x 1-5/8"	012259	25	1.22	



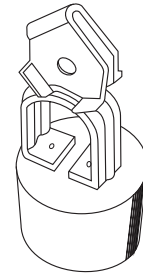
Eye Tops / Cast Iron - Galvanized

DESCRIPTION	PART NO.	PER SACK	WEIGHT EA.	NOTES
1-7/8" x 1-3/8"	012202	50	.96	
1-7/8" x 1-5/8"	012203	50	1.12	
2-3/8" x 1-5/8"	012204	25	1.45	
2-7/8" x 1-5/8"	012205	25	2.40	
4" x 1-5/8"	012210	20	4.18	



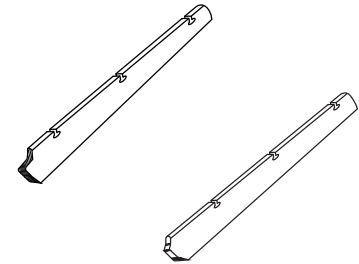
Barb Bases / Pressed Steel – Galvanized

DESCRIPTION	PART NO.	PER SACK	WEIGHT EA.	NOTES
1-5/8" x 1-5/8"	012881	50	.71	
1-7/8" x 1-5/8"	012882	50	.74	
2-3/8" x 1-5/8"	012883	50	.87	
2-7/8" x 1-5/8"	012884	25	1.26	



Extension Arms / Pressed Steel – Galvanized

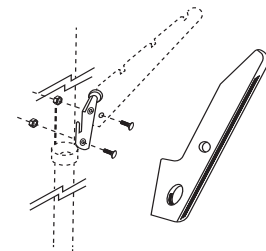
DESCRIPTION	PART NO.	PER SACK	WEIGHT EA.	NOTES
With S Slot	013103	50	.89	
S Slot Notched for V-Arm	013104	50	.75	



Holding Bracket For Extension Arm / Pressed Steel – Galvanized

DESCRIPTION	PART NO.	PER SACK	WEIGHT EA.	NOTES
Universal	013125	50	.24	

NOTE: Use with one 1/8" x 1" Brace Band (sold separately).



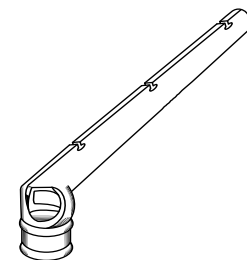
Barb Wire Arms Upright / Pressed Steel – Galvanized

DESCRIPTION	PART NO.	PER SACK	WEIGHT EA.	NOTES
1-7/8" x 1-5/8"	013123	25	1.50	
2-3/8" x 1-5/8"	013124	25	1.60	



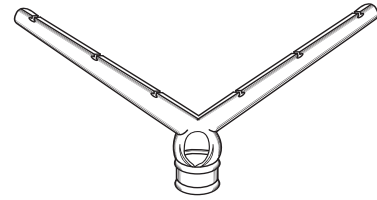
Barb Wire Arms 45° / One-Piece Line Arm • Pressed Steel – Galvanized

DESCRIPTION	PART NO.	PER SACK	WEIGHT EA.	NOTES
1-5/8" x 1-5/8"	013107	25	1.65	
1-7/8" x 1-5/8"	013108	25	1.70	
2-3/8" x 1-5/8"	013109	25	1.80	
2-7/8" x 1-5/8"	013129	25	1.84	
4" x 1-5/8"	013141	25	2.60	
6-5/8" x 1-5/8"	005246	25	6.20	



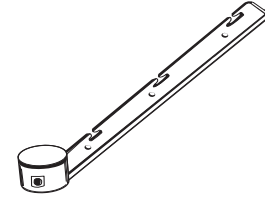
Barb Wire V-Arms / One-Piece Line Arm 6-Strand • Pressed Steel – Galvanized

DESCRIPTION	PART NO.	PER SACK	WEIGHT EA.	NOTES
1-7/8" x 1-5/8"	013121	15	2.17	
2-3/8" x 1-5/8"	013122	15	2.28	
2-7/8" x 1-5/8"	013126	15	3.00	



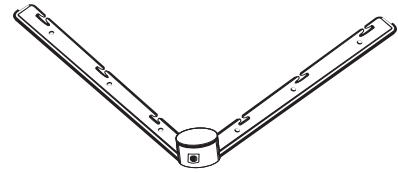
Corner Arms 45° / Pressed Steel – Galvanized

DESCRIPTION	PART NO.	PER SACK	WEIGHT EA.	NOTES
2-3/8"	013380	5	3.20	
2-7/8"	013381	5	3.50	
3-1/2"	013382	5	5.25	
4"	013383	5	5.50	



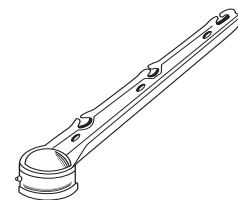
Corner V-Arms / 6 - Strand • Pressed Steel – Galvanized

DESCRIPTION	PART NO.	PER SACK	WEIGHT EA.	NOTES
2-3/8"	013390	5	6.00	
2-7/8"	013391	5	6.30	
3-1/2"	036318	5	6.68	
4"	013392	5	10.60	



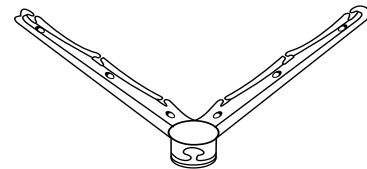
Corner Arms 45° / Malleable Iron – Galvanized

DESCRIPTION	PART NO.	PER SACK	WEIGHT EA.	NOTES
2-3/8"	013301	5	3.48	
2-7/8"	013302	5	4.46	
4"	013310	5	5.40	



Corner V-Arms / 6 - Strand • Malleable Iron – Galvanized

DESCRIPTION	PART NO.	PER SACK	WEIGHT EA.	NOTES
2-3/8"	013304	5	4.93	
2-7/8"	013305	5	6.63	
4"	013311	5	7.20	



E-Z Aluminum Ties

DESCRIPTION	PART NO.	PER CASE	CASE WEIGHT	NOTES
(1-5/8") 6", 11 ga.	023524	3500	31.00	
(1-7/8") 6-1/2", 9 ga.	023526	2400	32.00	
(2-3/8") 8-1/4", 9 ga.	023527	1700	28.00	
(1-7/8") 6-1/2", 6 ga.	023522	2400	43.20	
(2-3/8") 8-1/4", 6 ga.	023523	1700	34.00	


NOTE: Sold only in full bags of 100 pieces.



Aluminum Ties

DESCRIPTION	PART NO.	PER CASE	CASE WEIGHT	NOTES
(1-7/8") 6-1/2", 11 ga. No. 33	023555	5600	50.00	
(1-7/8") 6-1/2", 11 ga. UPC	087036	30/BG	50.00	
(1-7/8") 6-1/2", 9 ga. No. 13	023552	3700	47.00	
(2-3/8") 8-1/4", 9 ga. No. 16	023553	3100	48.00	
(2-7/8") 10-1/2", 9 ga.	023558	2000	39.40	
(4") 12-1/2", 9 ga.	023561	2000	39.40	
(6-5/8") 14", 9 ga.	023564	1200	48.00	
(1-7/8") 6-1/2", 6 ga. No. 23	023559	1000	18.00	
(2-3/8") 8-1/4", 6 ga. No. 26	023560	2400	48.00	
(4") 12-1/2", 6 ga.	023563	500	12.50	


NOTE: Sold only in full bags of 100 pieces.



E-Z Twist Ties / 1.2 oz Steel

DESCRIPTION	PART NO.	CASE WEIGHT PER 500	CASE WEIGHT PER 1000	NOTES
(1-3/8") 11 ga.	026Y00	13.00	26.00	
(1-5/8") 11 ga.	468D00	15.00	30.00	
(1-7/8") 11 ga.	469D00	16.00	31.00	
(2-3/8") 11 ga.	470D00	19.00	37.00	
(2-7/8") 11 ga.	471D00	21.00	42.00	
(1-5/8") 9 ga.	002178	24.00	48.00	
(1-7/8") 9 ga.	002179	26.00	50.00	
(2-3/8") 9 ga.	023567	29.00	56.00	
(2-7/8") 9 ga.	002229	33.00	—	
(4") 9 ga.	583W00	43.00	—	
E-Z Twist Tie Tool - 11 gauge	475D00	1.00/ea	—	
E-Z Twist Tie Tool - 9 gauge	070260	1.00/ea	—	

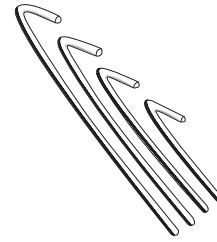
NOTE: Sold only in full boxes.



Galvanized Steel Ties / Class 3 • Meets ASTM F 626

DESCRIPTION	PART NO.	PER CASE	CASE WEIGHT	NOTES
(1-3/8") 6" 12 ga. .80	023571	2000	34.58	
(1-5/8") 6-1/2" 12 ga. .80	023572	2000	34.58	
(1-7/8") 7-1/2" 12 ga. .80	023573	2000	41.98	
(2-3/8") 8-1/2" 12 ga. .80	023574	2000	46.92	
(2-7/8") 10-1/2" 12 ga. .80	023576	2000	57.96	
(1-7/8") 7-1/2" 9 ga. .90	023583	1000	41.38	
(2-3/8") 8-1/2" 9 ga. .90	023584	1000	46.36	


NOTE: Sold only in full bags of 100 pieces.



Steel Security Ties / .90 Zinc Coating • Meets ASTM F 626

DESCRIPTION	PART NO.	PER CASE	CASE WEIGHT	NOTES
(1-5/8") 6-1/2" 9 ga.	011224	2000	15.00	
(1-7/8") 7-1/2" 9 ga.	002213	2000	16.00	
(2-3/8") 8-1/2" 9 ga.	011225	2000	17.00	
(2-7/8") 10-1/2" 9 ga.	004772	2000	18.00	
(4") 14" 9 ga.	004797	1000	19.00	
Security Tie Tool - 9 gauge	011223	NA	1.00/ea	

NOTE: Sold only in full bags of 100 pieces.



Galvanized Steel Ties – Straight / Class 3 .80 Zinc Coating • Meets ASTM F 626

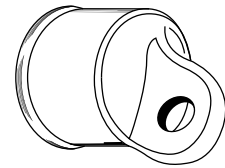
DESCRIPTION	PART NO.	PER CASE	CASE WEIGHT	NOTES/REEL
(1-3/8") 7" 12 ga.	023586	2900	50.00	
(1-5/8") 7-1/2" 12 ga.	023585	2700	50.00	
(1-7/8") 8-1/2" 12 ga.	023587	2400	50.00	

NOTE: Sold only in full cases of 50 lbs. Priced per pound. Counts are approximate.



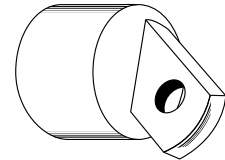
Rail Ends / Die-Cast Aluminum

DESCRIPTION	PART NO.	PER SACK	WEIGHT EA.	NOTES
1-3/8"	012301	500	.10	
1-5/8"	012302	250	.16	



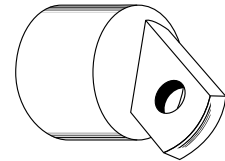
Rail Ends / Pressed Steel – Galvanized

DESCRIPTION	PART NO.	PER SACK	WEIGHT EA.	NOTES
1-3/8"	012515	100	.21	
1-5/8"	012506	100	.33	
1-7/8"	012508	50	.39	
2-3/8"	012510	50	.49	
2-7/8"	436A00	50	.59	
3-1/2"	000F99	50	1.00	



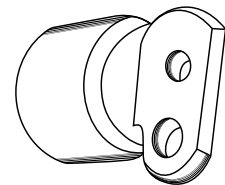
Dura Rail End / Pressed Steel – Galvanized

DESCRIPTION	PART NO.	PER SACK	WEIGHT EA.	NOTES
1-5/8"	012712	100	.28	



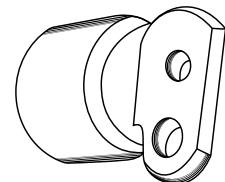
Rail Ends 2-Hole / Pressed Steel – Galvanized

DESCRIPTION	PART NO.	PER SACK	WEIGHT EA.	NOTES
1-5/8"	012507	100	.48	
1-7/8"	012509	50	.51	



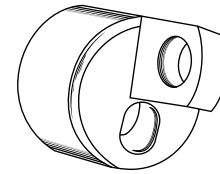
Dura Rail End 2-Hole / Pressed Steel – Galvanized

DESCRIPTION	PART NO.	PER SACK	WEIGHT EA.	NOTES
1-5/8"	012713	100	.36	



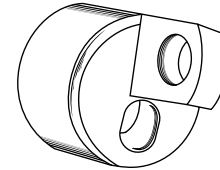
Combo Rail End / Pressed Steel – Galvanized

DESCRIPTION	PART NO.	PER SACK	WEIGHT EA.	NOTES
1-5/8"	012511	100	.35	



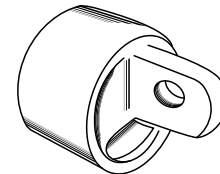
Dura Combo Rail End / Pressed Steel – Galvanized

DESCRIPTION	PART NO.	PER SACK	WEIGHT EA.	NOTES
1-5/8"	012714	100	.22	



Combo Rail End / Malleable Iron – Galvanized

DESCRIPTION	PART NO.	PER SACK	WEIGHT EA.	NOTES
1-5/8"	012518	100	.43	

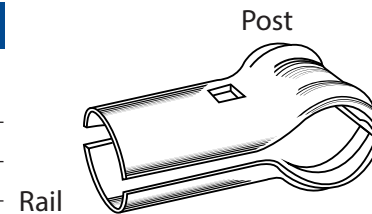


Brace or End Rail Clamps / Pressed Steel – Galvanized

Sizes: post first - rail second.

DESCRIPTION	PART NO.	PER SACK	WEIGHT EA.	NOTES
1-3/8" x 1-3/8"	015501	100	.32	
1-5/8" x 1-3/8"	015502	100	.45	
1-7/8" x 1-3/8"	015506	100	.50	
2-3/8" x 1-3/8"	015507	100	.50	
Use 5/16" x 2" Carriage Bolt – Pt. #010715				
1-5/8" x 1-5/8"	015503	100	.50	
1-7/8" x 1-5/8"	015504	100	.54	
2-3/8" x 1-5/8"	015505	50	.65	
2-7/8" x 1-5/8"	015508	50	.76	
4" x 1-5/8"	015509	50	.88	

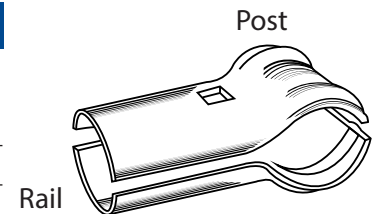
Use 5/16" x 2-1/4" Carriage Bolt – Pt. #010716



Heavy Brace or End Rail Clamps / Pressed Steel – Galvanized

3/16" Wall Thickness • Sizes: post first - rail second.

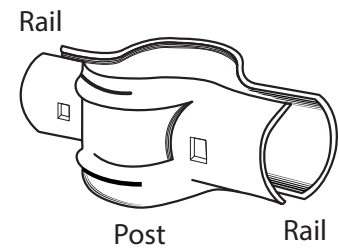
DESCRIPTION	PART NO.	PER SACK	WEIGHT EA.	NOTES
2-1/2" x 1-5/8"	220C00	100	1.51	
3" x 1-5/8"	218C00	100	1.66	
4" x 1-5/8"	898B00	100	2.20	



Line Rail Clamps / Pressed Steel – Galvanized

Sizes: post first - rail second.

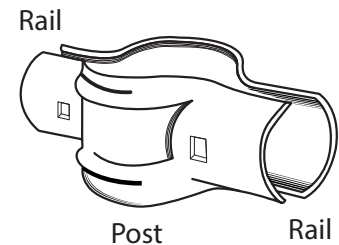
DESCRIPTION	PART NO.	PER SACK	WEIGHT EA.	NOTES
1-3/8" x 1-3/8"	015530	50	.56	
1-5/8" x 1-3/8"	015531	50	.58	
1-7/8" x 1-3/8"	015532	50	.72	
2-3/8" x 1-3/8"	015533	50	.75	
Use 5/16" x 2" Carriage Bolt – Pt. #010715				
1-5/8" x 1-5/8"	015534	50	.60	
1-7/8" x 1-5/8"	015535	50	.73	
2-3/8" x 1-5/8"	015536	50	.80	
2-7/8" x 1-5/8"	015538	50	1.00	
4" x 1-5/8"	015540	50	1.06	
Use 5/16" x 2-1/2" Carriage Bolt – Pt. #010718				
1-7/8" x 1-7/8"	015537	50	.74	
Use 5/16" x 2-1/2" Carriage Bolt – Pt. #010718				



Heavy Line Rail Clamps / Pressed Steel – Galvanized

3/16" Wall Thickness • Sizes: post first - rail second.

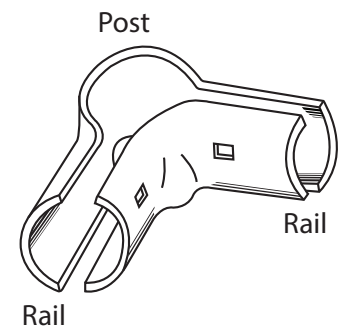
DESCRIPTION	PART NO.	PER SACK	WEIGHT EA.	NOTES
1-7/8" x 1-5/8"	331H00	50	.56	
2-7/8" x 1-5/8"	629C00	50	.58	
3-1/2" x 1-5/8"	220H00	50	.72	
4" x 1-5/8"	897B00	50	.75	
Use 5/16" x 2-1/2" Carriage Bolt – Pt. # 010718				



Corner Rail Clamps / Pressed Steel – Galvanized

Sizes: post first - rail second.

DESCRIPTION	PART NO.	PER SACK	WEIGHT EA.	NOTES
1-3/8" x 1-3/8"	015546	50	.60	
1-7/8" x 1-3/8"	015551	50	.68	
2-3/8" x 1-3/8"	015552	50	.88	
Use 5/16" x 2" Carriage Bolt – Pt. #010715				
2-3/8" x 1-5/8"	015555	50	.88	
2-7/8" x 1-5/8"	015556	50	.96	
Use 5/16" x 2-1/2" Carriage Bolt – Pt. # 010718				

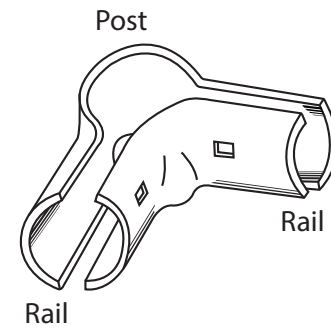


Heavy Corner Rail Clamps / Pressed Steel – Galvanized

3/16" Wall Thickness • Sizes: post first - rail second.

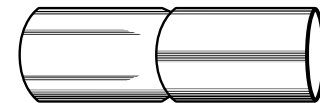
DESCRIPTION	PART NO.	PER SACK	WEIGHT EA.	NOTES
4" x 1-5/8"	645H00	50	3.00	

Use 5/16" x 2-1/2" Carriage Bolt – Pt. # 010718



Sleeves / Galvanized – Steel

DESCRIPTION	PART NO.	PER SACK	WEIGHT EA.	NOTES
1-3/8" x 6"	012601	100	.39	
1-5/8" x 6"	012602	50	.53	
1-5/8" x 7"	012603	50	.61	
1-7/8" x 6"	012604	50	.57	



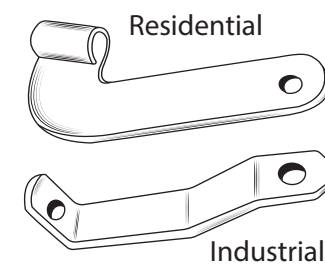
Sleeves - Expansion Type / With Spring • Galvanized – Steel

DESCRIPTION	PART NO.	PER SACK	WEIGHT EA.	NOTES
1-5/8" x 7"	012701	25	.74	
Expansion Spring Only	012705	25	.15	



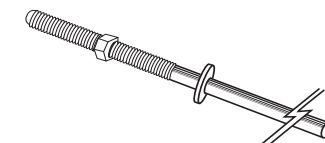
Truss Tighteners / Pressed Steel – Galvanized

DESCRIPTION	PART NO.	PER SACK	WEIGHT EA.	NOTES
Residential	018150	100	.24	
Industrial	018101	100	.45	



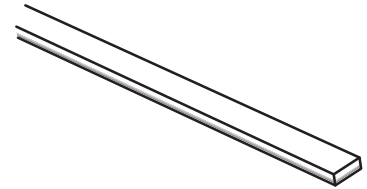
Threaded Truss Rods / 3/8" Diameter with Nut • Galvanized – Steel

DESCRIPTION	PART NO.	PER SACK	WEIGHT EA.	NOTES
10' 6"	017901	25	3.95	
11'	017902	25	4.13	
12'	017903	25	4.51	
20'	017950	25	7.52	



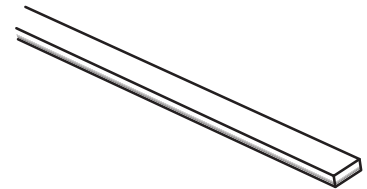
Tension Bars 3/16" x 5/8" / Galvanized - Steel

DESCRIPTION	PART NO.	PER SACK	WEIGHT EA.	NOTES
34"	013601	25	1.13	
40"	013602	25	1.33	
46"	013603	25	1.53	
58"	013604	25	1.92	
70"	013605	25	2.32	



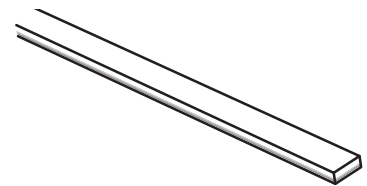
Tension Bars 3/16" x 3/4" / Galvanized - Steel

DESCRIPTION	PART NO.	PER SACK	WEIGHT EA.	NOTES
34"	013701	25	1.35	
40"	013702	25	1.59	
46"	013703	25	1.83	
58"	013704	25	2.31	
70"	013705	25	2.79	
82"	013706	25	3.27	
94"	013707	25	3.74	
118"	013709	25	4.70	
142"	013710	25	5.66	



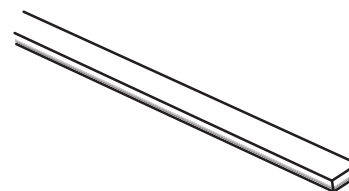
Tension Bars 1/4" x 3/4" / Galvanized - Steel

DESCRIPTION	PART NO.	PER SACK	WEIGHT EA.	NOTES
58"	013745	25	3.08	
70"	013747	25	3.72	
82"	013749	25	4.36	
94"	013751	25	5.00	
118"	013755	25	6.27	
142"	013759	25	7.55	



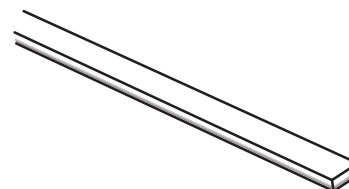
Mini Mesh Tension Bars 3/16" x 3/8" / Galvanized - Steel

DESCRIPTION	PART NO.	PER SACK	WEIGHT EA.	NOTES
47"	013730	25	1.20	
59"	013731	25	1.60	
71"	013732	25	1.44	
83"	013733	25	1.68	
95"	013734	25	1.95	
119"	013735	25	2.39	
143"	013736	25	2.88	



Mini Mesh Tension Bars 3/16" x 1/2" / Galvanized - Steel

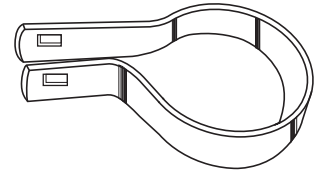
DESCRIPTION	PART NO.	PER SACK	WEIGHT EA.	NOTES
48"	013719	25	1.35	
60"	013720	25	1.59	
72"	013721	25	1.83	
84"	013722	25	2.31	
96"	013723	25	2.79	
120"	013724	25	3.27	
144"	013718	25	3.74	



Regular Tension Bands - Domestic / 14 ga. x 3/4" Pressed Steel - Galvanized

DESCRIPTION	PART NO.	PER SACK	WEIGHT EA.	NOTES
1-3/8"	10101D	250	.12	
1-5/8"	10102D	250	.14	
1-7/8"	10103D	250	.15	
2-3/8"	10104D	250	.18	
2-7/8"	10105D	100	.20	
4"	10108D	100	.24	

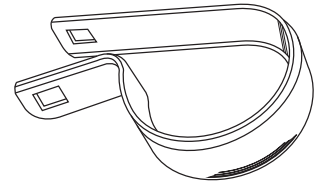
Use 5/16" x 1-1/4" Carriage Bolt - Pt. #010701 or Pt. #10701D (Domestic)



Beveled Tension Bands - Domestic / 12 ga. x 7/8" Pressed Steel - Galvanized

DESCRIPTION	PART NO.	PER SACK	WEIGHT EA.	NOTES
1-5/8"	10252D	250	.21	
1-7/8"	10253D	250	.22	
2-3/8"	10254D	250	.26	
2-7/8"	10255D	100	.34	
4"	10258D	100	.38	
6-5/8"	10260D	50	.56	

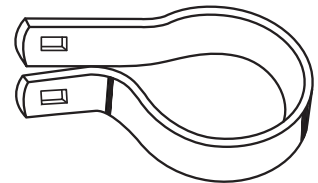
Use 5/16" x 1-1/4" Carriage Bolt - Pt. #010701 or Pt. #10701D (Domestic)



Heavy Tension Bands - Domestic / 1/8" x 1" Pressed Steel - Galvanized

DESCRIPTION	PART NO.	PER SACK	WEIGHT EA.	NOTES
1-5/8"	10202D	250	.30	
1-7/8"	10203D	100	.33	
2-3/8"	10204D	100	.39	
2-7/8"	10205D	100	.42	
3-1/2"	10207D	100	.50	
4"	10208D	50	.59	
4-1/2"	000V05	50	.66	
6-5/8"	10210D	50	.85	

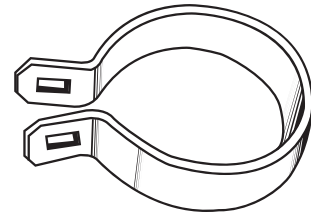
Use 3/8" x 1-1/2" Carriage Bolt - Pt. #010704



Regular Brace Bands - Domestic / 12 ga. x 3/4" Pressed Steel - Galvanized

DESCRIPTION	PART NO.	PER SACK	WEIGHT EA.	NOTES
1-5/8"	10302D	250	.15	
1-7/8"	10303D	250	.18	
2-3/8"	10304D	250	.21	
2-7/8"	10305D	100	.24	
4"	10308D	100	.34	

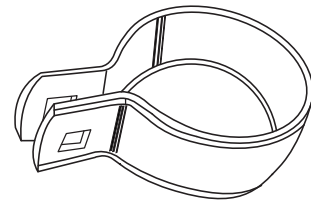
Use 5/16" x 1-1/4" Carriage Bolt - Pt. #010701 or Pt. #10701D (Domestic)



Beveled Brace Bands - Domestic / 12 ga. x 7/8" Pressed Steel - Galvanized

DESCRIPTION	PART NO.	PER SACK	WEIGHT EA.	NOTES
1-5/8"	10452D	300	.20	
1-7/8"	10453D	250	.22	
2-3/8"	10454D	250	.25	
2-7/8"	10455D	100	.33	
4"	10458D	100	.41	
6-5/8"	10460D	50	.76	


Use 5/16" x 1-1/4" Carriage Bolt - Pt. #010701 or Pt. #10701D (Domestic)



Heavy Brace Bands - Domestic / 1/8" x 1" Pressed Steel - Galvanized

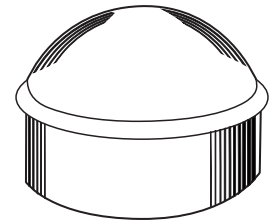
DESCRIPTION	PART NO.	PER SACK	WEIGHT EA.	NOTES
1-5/8"	10402D	250	.25	
1-7/8"	10403D	100	.26	
2-3/8"	10404D	100	.32	
2-7/8"	10405D	100	.36	
3-1/2"	10407D	100	.44	
4"	10408D	50	.49	
4-1/2"	10409D	50	.55	
6-5/8"	10410D	50	.77	
8-5/8"	10411D	50	1.02	

Use 3/8" x 1-1/2" Carriage Bolt - Pt. #010704



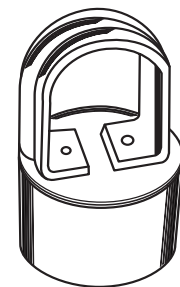
Caps - Domestic / Pressed Steel - Galvanized

DESCRIPTION	PART NO.	PER SACK	WEIGHT EA.	NOTES
1-5/8"	11602D	250	.16	
1-7/8"	11603D	200	.16	
2-3/8"	11604D	125	.34	
2-7/8"	11605D	100	.53	
3-1/2"	11607D	25	.88	
4"	11608D	25	1.00	
4-1/2"	11609D	25	.89	
6-5/8"	11610D	10	3.50	
8-5/8"	005439	10	1.40	



Eye Tops - Standard - Domestic / Pressed Steel - Galvanized

DESCRIPTION	PART NO.	PER SACK	WEIGHT EA.	NOTES
1-5/8" x 1-5/8"	12252D	100	.51	
1-7/8" x 1-5/8"	12253D	100	.53	
2-3/8" x 1-5/8"	12254D	50	.64	
2-7/8" x 1-5/8"	12255D	50	1.02	



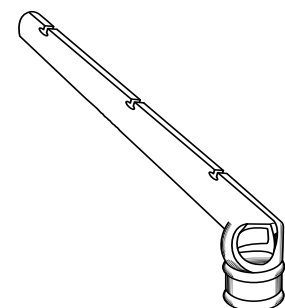
Barb Wire Arms Upright - Domestic / Pressed Steel - Galvanized

DESCRIPTION	PART NO.	PER SACK	WEIGHT EA.	NOTES
1-5/8" x 1-5/8"	012891	25	1.40	
1-7/8" x 1-5/8"	012892	25	1.50	
2-3/8" x 1-5/8"	012893	25	1.60	



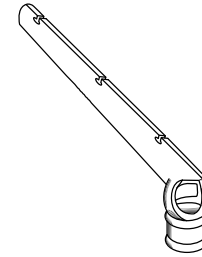
Barb Wire Arms 45° - Domestic / One-Piece Line Arm • Pressed Steel - Galvanized

DESCRIPTION	PART NO.	PER SACK	WEIGHT EA.	NOTES
1-7/8" x 1-5/8"	013105	25	1.82	
2-3/8" x 1-5/8"	13109D	25	1.71	
2-7/8" x 1-5/8"	13129D	25	2.25	
3-1/2" x 1-5/8"	03983D	25	2.45	




Barb Arms Breakaway 45° - Domestic / One-Piece Line Arm 3-Strand Pressed Steel – Galvanized

DESCRIPTION	PART NO.	PER SACK	WEIGHT EA.	NOTES
2-7/8" x 1-5/8"	035999	40	2.25	



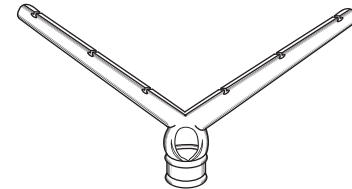
Texas Barb Wire Arms - Domestic / Pressed Steel – Galvanized

DESCRIPTION	PART NO.	PER SACK	WEIGHT EA.	NOTES
1-5/8" x 1-3/8"	013131	50	1.60	
1-7/8" x 1-5/8"	013135	50	1.70	
2-3/8" x 1-5/8"	013136	50	2.00	
2-7/8" x 1-5/8"	013144	50	2.10	



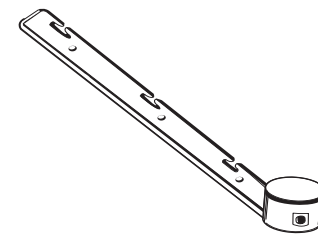
Barb Wire V-Arms - Domestic / One-Piece Line Arm 6-Strand Pressed Steel – Galvanized

DESCRIPTION	PART NO.	PER SACK	WEIGHT EA.	NOTES
1-7/8" x 1-5/8"	13121D	15	2.17	
2-3/8" x 1-5/8"	13122D	15	2.28	
2-3/8" x 1-5/8"	080089	15	2.75	
2-7/8" x 1-5/8"	13126D	15	3.00	



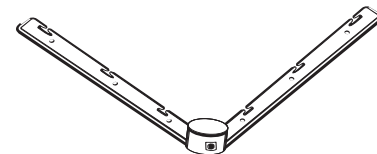
Corner Arms 45° - Domestic / Pressed Steel – Galvanized

DESCRIPTION	PART NO.	PER SACK	WEIGHT EA.	NOTES
2-3/8"	13380D	5	3.20	
2-7/8"	13381D	5	3.50	
3-1/2"	13383D	5	5.25	
4"	005662	5	5.50	



Corner V-Arms - Domestic / 6-Strand • Pressed Steel – Galvanized

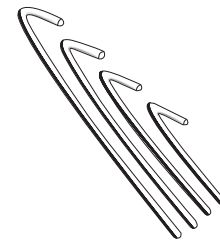
DESCRIPTION	PART NO.	PER SACK	WEIGHT EA.	NOTES
2-3/8"	13390D	5	6.00	
2-7/8"	13391D	5	6.30	
3-1/2"	36318D	5	6.68	
4"	13392D	5	10.60	



Galvanized Steel Ties - Domestic / Class 3 • 11 gauge

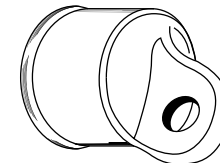
DESCRIPTION	PART NO.	PER CASE	CASE WEIGHT	NOTES
(1-7/8") 7-1/2"	009225	2000	41.98	

NOTE: Sold only in full bags of 100 pieces.



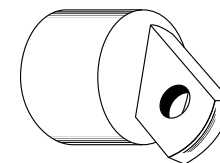
Rail End - Domestic / Die-Cast Aluminum

DESCRIPTION	PART NO.	PER SACK	WEIGHT EA.	NOTES
1-5/8"	12302D	250	.16	



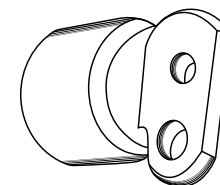
Rail Ends - Domestic / Pressed Steel - Galvanized

DESCRIPTION	PART NO.	PER SACK	WEIGHT EA.	NOTES
1-5/8"	12506D	100	.33	
1-7/8"	12508D	50	.39	
2-3/8"	12510D	50	.49	



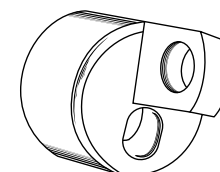
Rail Ends 2-Hole - Domestic / Pressed Steel - Galvanized

DESCRIPTION	PART NO.	PER SACK	WEIGHT EA.	NOTES
1-5/8"	12507D	100	.48	
1-7/8"	12509D	50	.51	



Combo Rail Ends - Domestic / Pressed Steel - Galvanized

DESCRIPTION	PART NO.	PER SACK	WEIGHT EA.	NOTES
1-5/8"	12511D	100	.35	
1-7/8"	318Y00	100	.40	

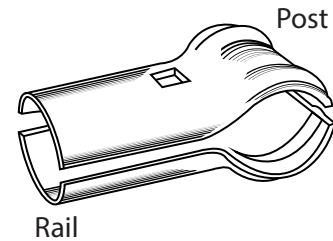


Brace Or End Rail Clamps - Domestic / Pressed Steel - Galvanized

Sizes: post first - rail second.

DESCRIPTION	PART NO.	PER SACK	WEIGHT EA.	NOTES
1-5/8" x 1-5/8"	15503D	100	.50	
2-7/8" x 1-5/8"	15508D	50	.65	

Use 5/16" x 2-1/4" Carriage Bolt - Pt. #010716

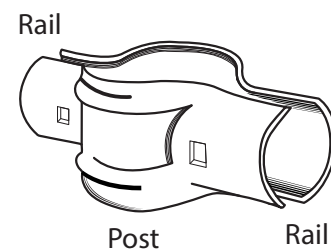


Line Rail Clamps - Domestic / Pressed Steel - Galvanized

Sizes: post first - rail second

DESCRIPTION	PART NO.	PER SACK	WEIGHT EA.	NOTES
1-7/8" x 1-5/8"	15535D	50	.73	
2-3/8" x 1-5/8"	15536D	50	.80	
2-7/8" x 1-5/8"	15538D	50	1.00	
4" x 1-5/8"	15540D	50	1.06	

Use 5/16" x 2-1/2" Carriage Bolt - Pt. #010718

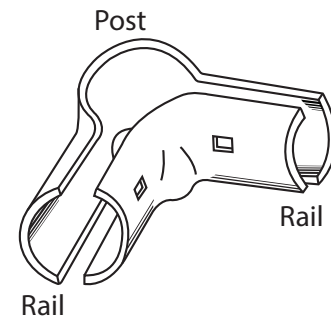


Corner Rail Clamp - Domestic / Pressed Steel - Galvanized

Sizes: post first - rail second

DESCRIPTION	PART NO.	PER SACK	WEIGHT EA.	NOTES
2-7/8" x 1-5/8"	15556D	50	.96	
2-7/8" x 2-3/8"	N00086	—	.88	

Use 5/16" x 2-1/2" Carriage Bolt - Pt. # 010718



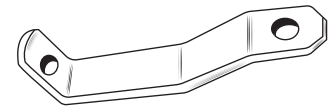
Sleeves - Domestic / Galvanized - Steel

DESCRIPTION	PART NO.	PER SACK	WEIGHT EA.	NOTES
1-3/8" x 6"	12601D	100	.39	
1-5/8" x 6"	12602D	50	.53	
1-7/8" x 6"	12604D	50	.57	
1-7/8" x 6"	N00631	—	.67	



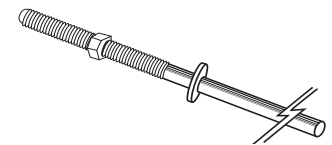
Truss Tightener - Domestic / Pressed Steel - Galvanized

DESCRIPTION	PART NO.	PER SACK	WEIGHT EA.	NOTES
Industrial	18101D	100	.45	



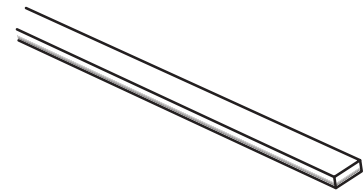
Threaded Truss Rods - Domestic / 3/8" Diameter with Nut • Galvanized - Steel

DESCRIPTION	PART NO.	PER SACK	WEIGHT EA.	NOTES
11'	17902D	25	4.13	
12'	17903D	25	4.51	
20'	17950D	25	7.52	



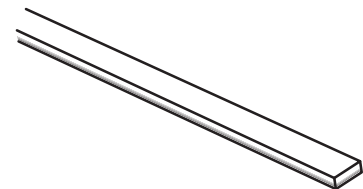
Tension Bars 3/16" x 5/8" - Domestic / Galvanized - Steel

DESCRIPTION	PART NO.	PER SACK	WEIGHT EA.	NOTES
46"	13603D	25	1.53	
58"	13604D	25	1.92	



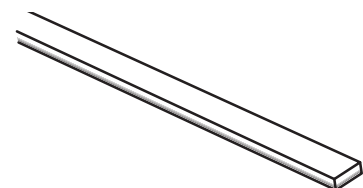
Tension Bars 3/16" x 3/4" - Domestic / Galvanized - Steel

DESCRIPTION	PART NO.	PER SACK	WEIGHT EA.	NOTES
58"	13704D	25	2.31	
70"	13705D	25	2.79	
82"	13706D	25	3.27	
94"	13707D	25	3.74	
118"	13709D	25	4.70	
143"	452Y00	25	5.66	



Tension Bars 1/4" x 3/4" - Domestic / Galvanized - Steel

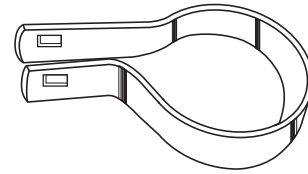
DESCRIPTION	PART NO.	PER SACK	WEIGHT EA.	NOTES
70"	13747D	25	3.72	
82"	13749D	25	4.36	
94"	13751D	25	5.00	



Regular Tension Bands / 14 ga. x 3/4" Pressed Steel - Galvanized • Polyester

DESCRIPTION	PART NO.	QTY. BOX	WEIGHT	NOTES
1-3/8"	60001_	50	.12	
1-5/8"	60002_	50	.14	
1-7/8"	60003_	50	.16	
2-3/8"	60004_	50	.18	
2-7/8"	60005_	50	.22	
4"	60008_	50	.29	

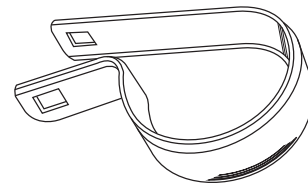
Use 5/16" x 1-1/4" Carriage Bolt - Pt. #010701 or Pt. #62201_ (Spectra)



Beveled Tension Bands / 12 ga. x 7/8" Pressed Steel - Galvanized • Polyester

DESCRIPTION	PART NO.	QTY. BOX	WEIGHT	NOTES
1 - 7/8"	60011_	50	.26	
2 - 3/8"	60012_	50	.28	
2 - 7/8"	60013_	50	.31	
4"	60014_	50	.42	
6 - 5/8"	60019_	25	.64	

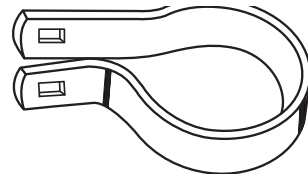
Use 5/16" x 1-1/4" Carriage Bolt - Pt. #010701 or Pt. #62201_ (Spectra)



Heavy Tension Bands / 1/8" x 1" Pressed Steel - Galvanized • Polyester

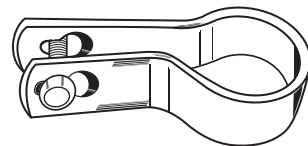
DESCRIPTION	PART NO.	QTY. BOX	WEIGHT	NOTES
2 - 7/8"	60035_	50	.44	
4"	60038_	50	.59	
6 - 5/8"	60010_	50	.85	

Use 3/8" x 1 - 1/2" Carriage Bolt - Part # 010704



Snappy Tension Band / With Aluminum Fastener • Polyester

DESCRIPTION	PART NO.	QTY. BOX	WEIGHT EA.	NOTES
1-3/8"	60061_	100	.14	



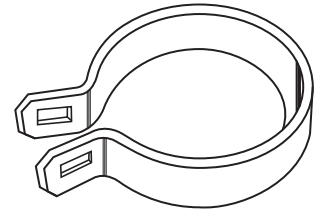
Add the following number to the part no. for desired color:

1-Forest Green 2-Midnight Black 3-Sierra Brown

Regular Brace Bands / 12 ga. x 3/4" Pressed Steel – Galvanized • Polyester

DESCRIPTION	PART NO.	QTY. BOX	WEIGHT EA.	NOTES
1-5/8"	60082_	50	.15	
1-7/8"	60083_	50	.18	
2-3/8"	60084_	50	.21	
2-7/8"	60085_	50	.26	
4"	60088_	50	.34	

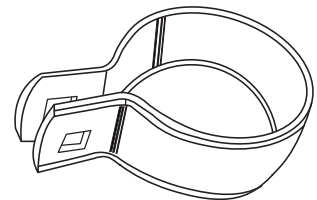
Use 5/16" x 1-1/4" Carriage Bolt – Pt. #010701 or Pt. #62201_ (Spectra)



Beveled Brace Bands / 12 ga. x 7/8" Pressed Steel – Galvanized • Polyester

DESCRIPTION	PART NO.	QTY. BOX	WEIGHT EA.	NOTES
2-3/8"	60015_	50	.27	
2-7/8"	60016_	50	.33	
4"	60017_	50	.41	
6-5/8"	60024_	25	.76	


Use 5/16" x 1-1/4" Carriage Bolt – Pt. #010701 or Pt. #62201_ (Spectra)



Heavy Brace Bands / 1/8" x 1" Pressed Steel - Galvanized • Polyester

DESCRIPTION	PART NO.	QTY. BOX	WEIGHT EA.	NOTES
2-3/8"	60086_	50	.29	
2-7/8"	60145_	50	.35	
4"	60148_	50	.51	
6-5/8"	60090_	50	.80	
8-5/8" - Black	952S00	50	1.05	

Use 3/8" x 1 - 1/2" Carriage Bolt - Part # 010704

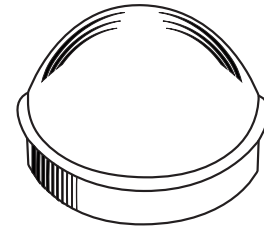


Add the following number to the part no. for desired color:

1-Forest Green 2-Midnight Black 3-Sierra Brown

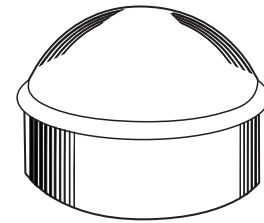
Caps, Heavy / Die-Cast Aluminum • Polyester

DESCRIPTION	PART NO.	PER SACK	WEIGHT EA.	NOTES
1-3/8"	60191_	100	.06	
1-5/8"	60192_	100	.09	
1-7/8"	60193_	100	.10	
2-3/8"	60194_	100	.14	
2-7/8"	60303_	100	.30	



Caps / Pressed Steel – Galvanized • Polyester

DESCRIPTION	PART NO.	QTY. BOX	WEIGHT EA.	NOTES
1-5/8"	60237_	25	.16	
1-7/8"	60238_	25	.27	
2-3/8"	60239_	25	.34	
2-7/8"	60240_	25	.53	
4"	60241_	25	1.00	
6-5/8"	63426_	25	1.40	




Eye Tops / Die-Cast Aluminum • Polyester

DESCRIPTION	PART NO.	QTY. BOX	WEIGHT EA.	NOTES
1-5/8" x 1-3/8"	60301_	50	.22	
1-7/8" x 1-3/8"	60302_	50	.26	



Eye Tops - Standard / Pressed Steel – Galvanized • Polyester

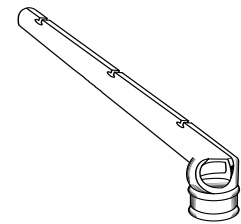
DESCRIPTION	PART NO.	QTY. BOX	WEIGHT EA.	NOTES
1-7/8" x 1-5/8"	60392_	25	.54	
2-3/8" x 1-5/8"	60393_	25	.61	
2-7/8" x 1-5/8"	60394_	25	1.08	
4" x 1-5/8"	60395_	25	4.96	



Add the following number to the part no. for desired color:
1-Forest Green 2-Midnight Black 3-Sierra Brown

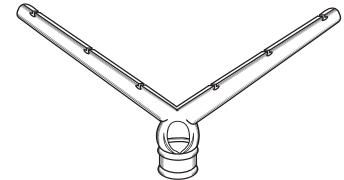
Barb Wire Arms 45° / One-Piece Line Arm Pressed Steel – Galvanized • Polyester

DESCRIPTION	PART NO.	QTY./PKG.	WEIGHT EA.	NOTES
1-5/8" x 1-5/8"	60531_	25	1.61	
1-7/8" x 1-5/8"	60532_	25	2.25	
2-3/8" x 1-5/8"	60533_	25	2.50	



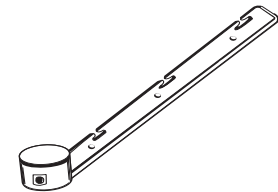
Barb Wire V-Arms 45° / Pressed Steel – Galvanized • Polyester

DESCRIPTION	PART NO.	QTY./PKG.	WEIGHT EA.	NOTES
1-7/8" x 1-5/8"	60537_	5	2.93	
2-3/8" x 1-5/8"	60538_	5	3.20	



Corner Arms 45° / Pressed Steel – Galvanized • Polyester


DESCRIPTION	PART NO.	PER SACK	WEIGHT EA.	NOTES
2-3/8"	60591_	5	3.20	
2-7/8"	60592_	5	3.50	



Aluminum Ties - Spectra / 11-1/2 Gauge Core / 9 Gauge Finish

DESCRIPTION	PART NO.	PER CASE	CASE WEIGHT	NOTES
(1-5/8") 6-1/2"	62572_	2400	24.95	
(2-3/8") 8-1/4"	62573_	1700	22.85	
(2-7/8") 10-1/2"	62576_	1000	19.75	


NOTE: Sold only in full bags of 100 pieces.



Aluminum Ties - Spectra / 9 Gauge Core / 6 Gauge Finish

DESCRIPTION	PART NO.	PER CASE	CASE WEIGHT	NOTES
(1-5/8") 6-1/2"	62577_	1000	22.10	
(2-3/8") 8-1/4"	62574_	1000	23.88	
(4") 12" - Black	002361	1000	31.25	

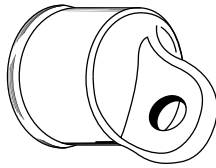
NOTE: Sold only in full bags of 100 pieces.



Add the following number to the part no. for desired color:
1-Forest Green 2-Midnight Black 3-Sierra Brown

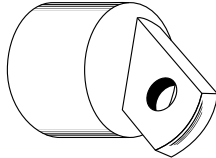
Rail Ends / Die Cast Aluminum • Polyester

DESCRIPTION	PART NO.	QTY. BOX	WEIGHT EA.	NOTES
1-3/8"	60631_	50	.13	
1-5/8"	60632_	50	.16	



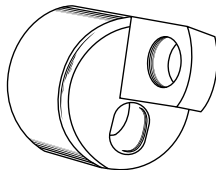
Rail End / Pressed Steel - Galvanized • Polyester

DESCRIPTION	PART NO.	QTY. BOX	WEIGHT EA.	NOTES
1-5/8"	60691_	50	.39	



Combo Rail End / Pressed Steel - Galvanized • Polyester

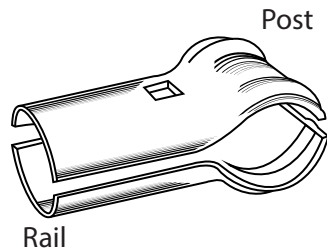
DESCRIPTION	PART NO.	QTY. BOX	WEIGHT EA.	NOTES
1-5/8"	60018_	50	.39	



Brace Or End Rail Clamps / Pressed Steel – Galvanized • Polyester

Sizes: post first - rail second.

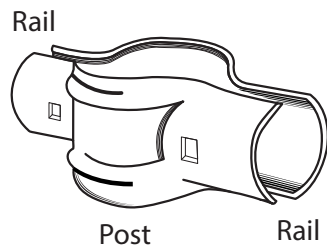
DESCRIPTION	PART NO.	QTY. BOX	WEIGHT EA.	NOTES
1-3/8" x 1-3/8"	61481_	50	.30	
Use 5/16" x 2" Carriage Bolt – Pt. #010715				
1-5/8" x 1-5/8"	61484_	50	.43	
Use 5/16" x 2-1/2" Carriage Bolt – Pt. #010718				



Line Rail Clamps / Pressed Steel – Galvanized • Polyester

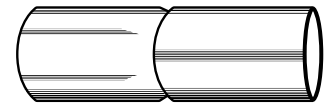
Sizes: post first - rail second.

DESCRIPTION	PART NO.	QTY. BOX	WEIGHT EA.	NOTES
1-7/8" x 1-3/8"	60028_	25	.75	
Use 5/16" x 2" Carriage Bolt – Pt. #010715				
1-7/8" x 1-5/8"	60026_	50	.75	
2-3/8" x 1-5/8"	61490_	50	.80	
2-7/8" x 1-5/8"	60027_	50	1.00	
Use 5/16" x 2-1/2" Carriage Bolt – Pt. #010718				



Sleeves / Steel - Galvanized • Polyester

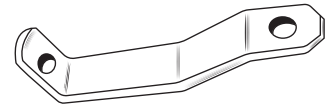
DESCRIPTION	PART NO.	PER SACK	WEIGHT EA.	NOTES
1-3/8" x 6"	60711_	60	.38	
1-5/8" x 7"	60712_	25	.57	



Truss Tightener / Pressed Steel – Galvanized • Polyester

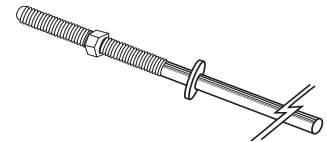
DESCRIPTION	PART NO.	QTY./PKG.	WEIGHT EA.	NOTES
Industrial	60761_	25	.45	

Also used for Gate Truss Tightener



Threaded Truss Rod / 3/8" Diameter with Nut • Steel – Galvanized • Polyester

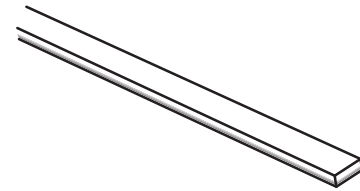
DESCRIPTION	PART NO.	PER SACK	WEIGHT EA.	NOTES
12'	60778_	25	3.50	



Add the following number to the part no. for desired color:
1-Forest Green 2-Midnight Black 3-Sierra Brown

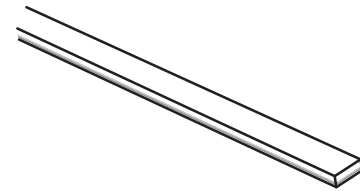
Tension Bars 3/16" x 5/8" / Fiberglass • Polyester

DESCRIPTION	PART NO.	QTY. BOX	WEIGHT EA.	NOTES
34"	60830_	25	.30	
40"	60831_	25	.35	
46"	60832_	25	.40	
58"	60833_	25	.50	
70"	60834_	25	.60	



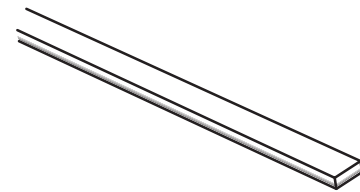
Tension Bars 1/4" x 3/4" / Fiberglass • Polyester

DESCRIPTION	PART NO.	QTY. BOX	WEIGHT EA.	NOTES
34"	60795_	25	.36	
40"	60796_	25	.43	
46"	60797_	25	.49	
58"	60798_	25	.62	
70"	60799_	25	.75	
118"	60824_	25	1.25	



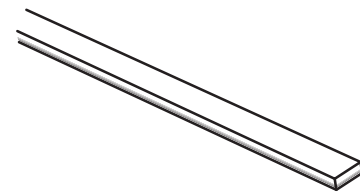
Tension Bars 3/16" x 5/8" / Steel • Polyester

DESCRIPTION	PART NO.	QTY. BOX	WEIGHT EA.	NOTES
34"	60810_	25	1.53	
40"	60840_	25	1.53	
46"	60829_	25	1.53	
58"	60933_	25	1.92	



Tension Bars 3/16" x 3/4" / Steel • Polyester

DESCRIPTION	PART NO.	QTY. BOX	WEIGHT EA.	NOTES
70"	60934_	25	2.10	
82"	60935_	25	2.46	
94"	60821_	25	2.82	
118"	60822_	25	3.54	
142"	60823_	25	4.26	

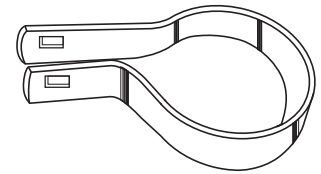


Add the following number to the part no. for desired color:
1-Forest Green 2-Midnight Black 3-Sierra Brown

Regular Tension Bands / 14 ga. x 3/4" Pressed Steel – Galvanized • Heavy Mil

DESCRIPTION	PART NO.	QTY./PKG.	WEIGHT EA.	NOTES
1-3/8"	48001_	50	.15	
1-5/8"	48002_	50	.14	
1-7/8"	48003_	50	.16	
2-3/8"	48004_	50	.18	
2-7/8"	48005_	50	.22	
4"	48006_	50	.29	

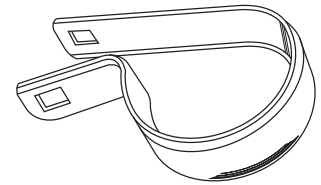
Use 5/16" x 1-1/4" Carriage Bolt – Pt. #010701 or Pt. #62201_ (Spectra)



Beveled Tension Bands / 12 ga. x 7/8" Pressed Steel – Galvanized • Heavy Mil

DESCRIPTION	PART NO.	QTY./PKG.	WEIGHT EA.	NOTES
1-5/8"	48011_	50	.23	
1-7/8"	48012_	50	.26	
2-3/8"	48013_	50	.28	
2-7/8"	48014_	50	.31	
4"	48015_	50	.42	
6-5/8"	48016_	50	.64	

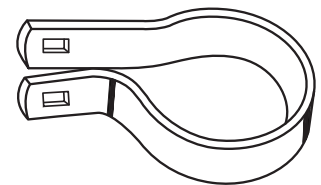
Use 5/16" x 1-1/4" Carriage Bolt – Pt. #010701 or Pt. #62201_ (Spectra)



Heavy Tension Bands / 1/8" x 1" Pressed Steel – Galvanized • Heavy Mil

DESCRIPTION	PART NO.	QTY./PKG.	WEIGHT EA.	NOTES
1-5/8"	48007_	50	.36	
1-7/8"	48008_	50	.39	
2-3/8"	48017_	50	.40	
2-7/8"	48018_	50	.45	
4"	48019_	50	.59	
6-5/8"	48009_	50	1.02	
8-5/8"	48010_	100	1.32	

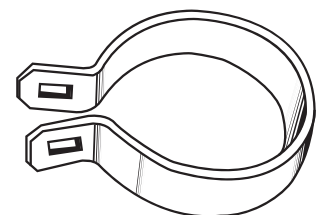
Use 3/8" x 1-1/2" Carriage Bolt – Pt. #010704



Regular Brace Bands / 12 ga. x 3/4" Pressed Steel – Galvanized • Heavy Mil

DESCRIPTION	PART NO.	QTY./PKG.	WEIGHT EA.	NOTES
1-5/8"	48020_	50	.15	
1-7/8"	48028_	50	.18	
2-3/8"	48029_	50	.21	
2-7/8"	48033_	50	.26	
4"	48034_	50	.34	

Use 5/16" x 1-1/4" Carriage Bolt – Pt. #010701 or Pt. #62201_ (Spectra)

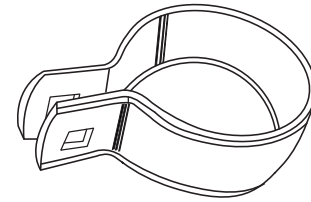


Add the following number to the part no. for desired color:
1-Forest Green 2-Midnight Black 3-Sierra Brown

Beveled Brace Bands / 12 ga. x 7/8" Pressed Steel – Galvanized • Heavy Mil

DESCRIPTION	PART NO.	QTY./PKG.	WEIGHT EA.	NOTES
1-5/8"	48110_	50	.20	
1-7/8"	48112_	50	.22	
2-3/8"	48114_	50	.27	
2-7/8"	48115_	50	.33	
4"	48116_	50	.41	
6-5/8"	48117_	25	.76	


Use 5/16" x 1-1/4" Carriage Bolt – Pt. #010701 or Pt. #62201_ (Spectra)



Heavy Brace Bands / 1/8" x 1" Pressed Steel – Galvanized • Heavy Mil

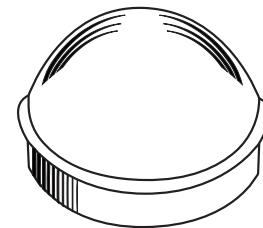
DESCRIPTION	PART NO.	QTY./PKG.	WEIGHT EA.	NOTES
1-5/8"	48024_	50	.30	
1-7/8"	48025_	50	.31	
2-3/8"	48021_	50	.34	
2-7/8"	48022_	50	.39	
4"	48023_	50	.50	
6-5/8"	48026_	50	.92	
8-5/8"	48027_	50	1.21	

Use 3/8" x 1-1/2" Carriage Bolt – Pt. #010704



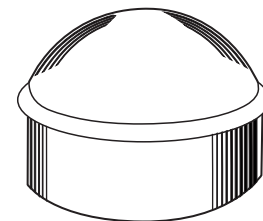
Caps, Heavy / Die-Cast Aluminum • Heavy Mil

DESCRIPTION	PART NO.	QTY./PKG.	WEIGHT EA.	NOTES
1-3/8"	48145_	50	.06	
1-5/8"	48146_	50	.09	
1-7/8"	48161_	50	.10	
2-3/8"	48163_	50	.14	
6-5/8"	48191_	4	.65	



Caps / Pressed Steel – Galvanized • Heavy Mil

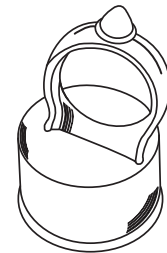
DESCRIPTION	PART NO.	PER SACK	WEIGHT EA.	NOTES
1-5/8"	48139_	25	.16	
1-7/8"	48140_	25	.27	
2-3/8"	48111_	25	.34	
2-7/8"	48113_	25	.53	
4"	48137_	25	1.00	



Add the following number to the part no. for desired color:
1-Forest Green 2-Midnight Black 3-Sierra Brown

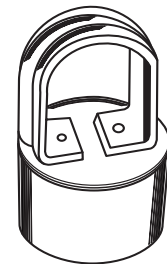
Eye Tops / Die-Cast Aluminum • Heavy Mil

DESCRIPTION	PART NO.	QTY./PKG.	WEIGHT EA.	NOTES
1-5/8" x 1-3/8"	48196_	50	.22	
1-7/8" x 1-3/8"	48197_	50	.26	
1-7/8" x 1-5/8"	48319_	50	.30	
2-3/8" x 1-5/8"	48210_	50	.49	



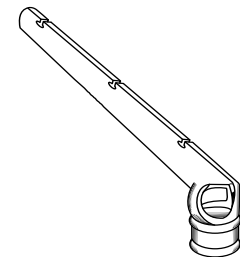
Eye Tops – Standard / Pressed Steel – Galvanized • Heavy Mil

DESCRIPTION	PART NO.	QTY./PKG.	WEIGHT EA.	NOTES
1-5/8" x 1-5/8"	48211_	25	.32	
1-7/8" x 1-5/8"	48124_	25	.54	
2-3/8" x 1-5/8"	48125_	25	.61	
2-7/8" x 1-5/8"	48126_	25	1.08	



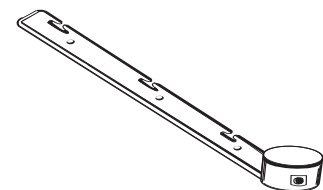
Barb Wire Arms 45° / One-Piece Line Arm • Pressed Steel – Galvanized • Heavy Mil

DESCRIPTION	PART NO.	PER SACK	WEIGHT EA.	NOTES
1-7/8" x 1-5/8"	48127_	25	1.68	
2-3/8" x 1-5/8"	48128_	25	1.76	
2-7/8" x 1-5/8"	48215_	25	1.68	



Corner Arm 45° / Pressed Steel – Galvanized • Heavy Mil

DESCRIPTION	PART NO.	PER SACK	WEIGHT EA.	NOTES
2-7/8"	48129_	5	3.50	

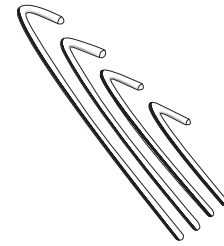


Add the following number to the part no. for desired color:
1-Forest Green 2-Midnight Black 3-Sierra Brown

Galvanized Steel Ties - Heavy Mil / 11 Gauge Finish

DESCRIPTION	PART NO.	PER CASE	CASE WEIGHT	NOTES
(1-3/8") 6"	62561_	2000	28.00	
(1-5/8") 6-1/2"	62562_	2000	30.00	
(1-5/8") 6-1/2" - Black	087141	2400	36.50	
(1-7/8") 7-1/2"	62563_	2000	34.00	
(2-3/8") 8-1/2"	62564_	2000	38.00	

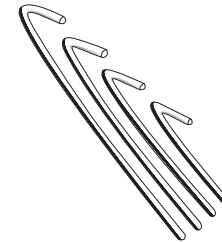
NOTE: Sold only in full bags of 100 pieces.



Galvanized Steel Ties - Heavy Mil / 9 Gauge Finish

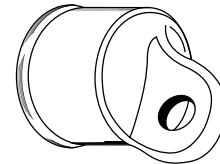
DESCRIPTION	PART NO.	PER CASE	CASE WEIGHT	NOTES
(1-5/8") 6-1/2"	62568_	1000	19.00	
(1-7/8") 7-1/2"	62569_	1000	24.00	
(2-3/8") 8-1/2"	62570_	1000	29.00	

NOTE: Sold only in full bags of 100 pieces.



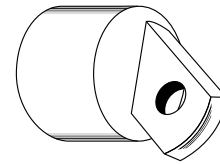
Rail End / Die-Cast Aluminum • Heavy Mil

DESCRIPTION	PART NO.	QTY./PKG.	WEIGHT EA.	NOTES
1-3/8"	48198_	50	.13	



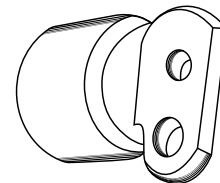
Rail Ends / Pressed Steel – Galvanized • Heavy Mil

DESCRIPTION	PART NO.	QTY./PKG.	WEIGHT EA.	NOTES
1-5/8"	48130_	50	.39	
1-7/8"	48132_	50	.45	



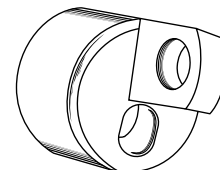
Rail End 2-Hole / Pressed Steel – Galvanized • Heavy Mil

DESCRIPTION	PART NO.	QTY./PKG.	WEIGHT EA.	NOTES
1-5/8"	48131_	25	.47	



Combo Rail End / Pressed Steel - Galvanized • Heavy Mil

DESCRIPTION	PART NO.	QTY. BOX	WEIGHT EA.	NOTES
1-5/8"	48138_	25	.39	



Brace Or End Rail Clamps / Pressed Steel - Galvanized - Heavy Mil

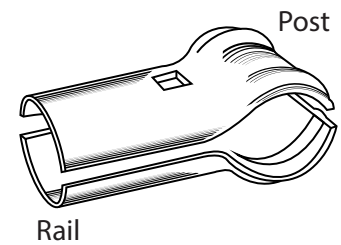
Sizes: post first - rail second.

DESCRIPTION	PART NO.	QTY. BOX	WEIGHT EA.	NOTES
1-3/8" x 1-3/8"	48188_	25	.33	

Use 5/16" x 2" Carriage Bolt - Pt. #010715

1-5/8" x 1-5/8"	48164_	25	.50	
1-7/8" x 1-5/8"	48165_	25	.54	
2-3/8" x 1-5/8"	48207_	25	.62	
2-7/8" x 1-5/8"	48219_	25	.76	

Use 5/16" x 2 1/4" Carriage Bolt - Pt. #010716



Line Rail Clamps / Pressed Steel - Galvanized - Heavy Mil

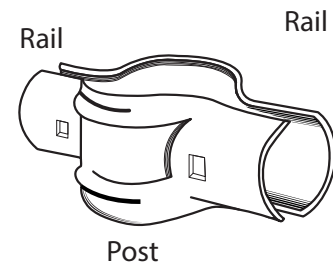
Sizes: post first - rail second.

DESCRIPTION	PART NO.	QTY./PKG.	WEIGHT EA.	NOTES
1-3/8" x 1-3/8"	48245_	25	.54	
1-5/8" x 1-3/8"	48206_	25	.54	
1-7/8" x 1-3/8"	48317_	25	.60	

Use 5/16" x 2" Carriage Bolt - Pt. #010715

1-5/8" x 1-5/8"	48166_	25	.60	
1-7/8" x 1-5/8"	48159_	25	.75	
2-3/8" x 1-5/8"	48162_	25	.80	
2-7/8" x 1-5/8"	48160_	25	1.00	
4" x 1-5/8"	48249_	25	1.00	

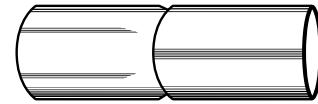
Use 5/16" x 2-1/2" Carriage Bolt - Pt. #010718



Add the following number to the part no. for desired color:
1-Forest Green 2-Midnight Black 3-Sierra Brown

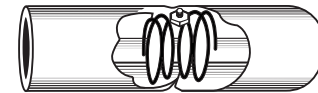
Sleeves / Galvanized - Steel • Heavy Mil

DESCRIPTION	PART NO.	QTY./PKG.	WEIGHT EA.	NOTES
1-5/8" x 7"	48232_	25	.57	
1-7/8" x 6"	48276_	25	.60	



Sleeve - Expansion Type / With Spring • Galvanized - Steel • Heavy Mil

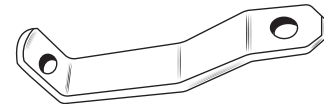
DESCRIPTION	PART NO.	QTY./PKG.	WEIGHT EA.	NOTES
1-5/8" x 7"	48233_	25	.87	



Truss Tightener / Pressed Steel - Galvanized • Heavy Mil

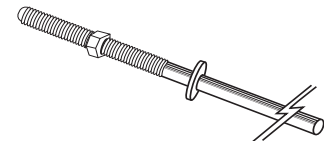
DESCRIPTION	PART NO.	QTY./PKG.	WEIGHT EA.	NOTES
Industrial	48234_	25	.59	

Also used for Gate Truss Tightener



Threaded Truss Rod / 3/8" Diameter with Nut • Steel - Galvanized • Heavy Mil

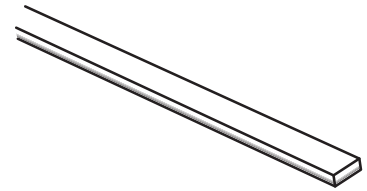
DESCRIPTION	PART NO.	QTY./PKG.	WEIGHT EA.	NOTES
12'	48235_	25	4.51	



Add the following number to the part no. for desired color:
1-Forest Green 2-Midnight Black 3-Sierra Brown

Tension Bars 3/16" x 3/4" / Galvanized - Steel • Heavy Mil

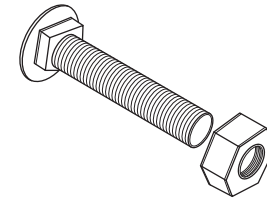
DESCRIPTION	PART NO.	QTY. BOX	WEIGHT EA.	NOTES
34"	48236_	25	1.35	
40"	48237_	25	1.59	
46"	48238_	25	1.83	
58"	48239_	25	2.31	
70"	48240_	25	2.79	
82"	48242_	25	3.27	
94"	48244_	25	3.74	
118"	48246_	25	4.70	
142"	48247_	25	5.66	



Add the following number to the part no. for desired color:
1-Forest Green 2-Midnight Black 3-Sierra Brown

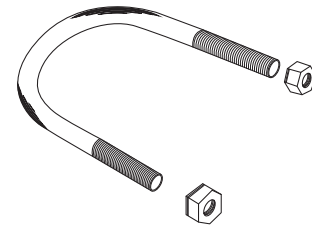
Carriage Bolts / With Nut, Galvanized - Steel

DESCRIPTION	PART NO.	PER CASE	WEIGHT EA.	NOTES
1/4" x 3/4"	010720	1000	.022	
5/16" x 1-1/4"	010701	2000	.039	
5/16" x 1-1/2"	010702	1000	.045	
5/16" x 1-3/4"	010717	1000	.048	
5/16" x 2"	010715	1000	.051	
5/16" x 2-1/4"	010716	1000	.055	
5/16" x 2-1/2"	010718	1000	.059	
3/8" x 1-1/4"	010703	1000	.061	
3/8" x 1-1/2"	010704	1000	.066	
3/8" x 2"	010706	1000	.078	
3/8" x 2-1/4"	010707	1000	.084	
3/8" x 2-1/2"	010708	1000	.090	
3/8" x 3"	010710	1000	.101	
3/8" x 3-1/2"	010712	1000	.112	
3/8" x 4"	010719	1000	.124	



U Bolts / With Nut, Galvanized - Steel

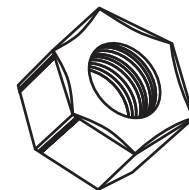
DESCRIPTION	PART NO.	PER SACK	WEIGHT EA.	NOTES
1-7/8" OD x 1/2"	010751	50	.50	
2-7/8" OD x 1/2"	010753	50	.60	
4" OD x 1/2"	010755	50	.67	
4-1/2" OD x 1/2"	010756	50	.83	
6-5/8" OD x 5/8"	010757	50	1.84	



Note: Not for cantilever gate rollers.

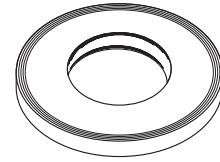
Hex Nuts / Galvanized - Steel

DESCRIPTION	PART NO.	PER SACK	WEIGHT EA.	NOTES
1/4"	010791	100	.007	
5/16"	010792	100	.011	
3/8"	010793	100	.016	
1/2"	010795	100	.035	



Flat Washer / Zinc-Plated Steel

DESCRIPTION	PART NO.	QTY PER PKG.	PKG. WT.	NOTES
3/8" bolt size	010779	67	1.00	



Round Head Rivet / Galvanized - Steel

DESCRIPTION	PART NO.	PER SACK	WEIGHT EA.	NOTES
5/16" x 2-1/4"	010774	100	.058	



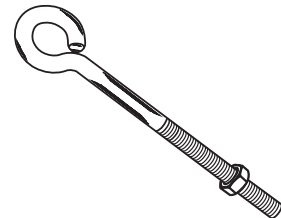
Tek Screws / Self-Drilling, Self-Tapping, Zinc-Plated Steel

DESCRIPTION	PART NO.	PER SACK	WEIGHT EA.	NOTES
No. 12 x 3/4"	023660	100	.010	
No. 14 x 3/4"	023667	1000	.009	
No. 14 x 1-1/4"	332X00	1000	.050	




Eye Bolts / With Nut, Galvanized - Steel

DESCRIPTION	PART NO.	PER SACK	WEIGHT EA.	NOTES
3/8" x 6" with 5/8" eye	010731	100	.25	
5/16" x 4" with 5/8" eye	010740	100	.01	
1/4" x 5" with 5/8" eye	010749	100	.50	




Barb Wire Hook Bolt / With Nut, Galvanized - Steel

DESCRIPTION	PART NO.	PER SACK	WEIGHT EA.	NOTES
1/4" x 6"	013401	100	.05	




Barb Wire Stretch Bolt / With Nut, Galvanized - Steel

DESCRIPTION	PART NO.	PER SACK	WEIGHT EA.	NOTES
5/16" x 5"	010725	100	.10	



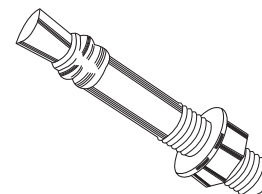
Turnbuckles / Eye and Eye • Zinc Plated Steel End Fittings

DESCRIPTION	PART NO.	PER SACK	WEIGHT EA.	NOTES
3/8" x 6" Malleable body	013451	100	.50	
3/8" x 6" Aluminum body	013452	100	.36	




Kwik Bolt Fasteners / Interlocking wedge action provides maximum contact with masonry

DESCRIPTION	PART NO.	PER CASE	WEIGHT EA.	NOTES
3/8" x 3-3/4"	011244	100	.50	
1/2" x 2-3/4"	010746	50	.50	
1/2" x 3-3/4"	010748	50	.50	



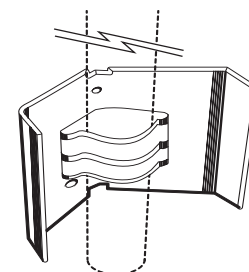
Floor Flanges / Steel • Weld -on- type with 11/16" holes

DESCRIPTION	PART NO.	PER SACK	WEIGHT EA.	NOTES
4" x 4" x 3/16" ungalv.	774P00	10	0.70	
6" x 6" x 1/4" ungalv.	010865	10	2.35	
8" x 8" x 1/4" ungalv.	010866	10	4.41	
4" x 4" x 1/4" galv.	010873	10	2.50	
6" x 6" x 1/4" galv.	010868	10	2.50	
8" x 8" x 1/4" galv.	010869	10	4.56	
3" x 6" x 1/4" galv.	010867	25	1.10	



E-Z Anchors / Effective Drive Anchor To Set Posts Immediately

DESCRIPTION	PART NO.	PER CASE	WEIGHT EA.	NOTES
1-5/8"	012330	25	1.25	
1-5/8" UPC	087089	25	1.41	
1-7/8"	012335	25	1.50	
2-3/8"	012340	25	1.75	
2-3/8" UPC	087091	25	1.41	



Protective Coatings / Aerosol Spray Can

DESCRIPTION	PART NO.	PER CASE	WEIGHT EA.	NOTES
Cold Galvanize, 14 oz. - dull gray color	012321	12'	1.25	
Zinc Brite, 12.5 oz. - bright silver color	036412	12	1.00	
Silver Paint, 12.5 oz.	012320	12	1.25	



High Tensile Barb Wire / Class 3 Galvanized • Meets ASTM A 121

DESCRIPTION	PART NO.	QTY. PER REEL	WEIGHT EA.	NOTES
4 pt. 15-1/2 ga. 5" Barb Spacing	013511	1320'	43.00	

NOTE: Sold only in full reels. 1320' = 80 Rods

Barb Wire, Spec / Class 3 Galvanized • Meets ASTM A 121

DESCRIPTION	PART NO.	QTY. PER REEL	WEIGHT EA.	NOTES
4 pt. 12-1/2 ga. 5" Barb Spacing	013526	1320'	88.00	

NOTE: Sold only in full reels. 1320' = 80 Rods

Aluminized Barb Wire, Spec / Steel • Meets ASTM A 121

DESCRIPTION	PART NO.	QTY. PER REEL	WEIGHT EA.	NOTES
4 pt. 12-1/2 ga. 5" Barb Spacing	013522	1320'	81.00	

NOTE: Sold only in full reels. 1320' = 80 Rods

Barb Wire, Non-Spec / Commercial Galvanized

DESCRIPTION	PART NO.	QTY. PER REEL	WEIGHT EA.	NOTES
2 pt. 12-1/2 ga.	013502	1320'	69.00	
4 pt. 12-1/2 ga.	013501	1320'	77.00	

NOTE: Sold only in full reels. 1320' = 80 Rods

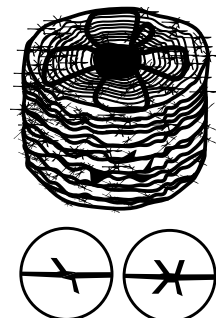
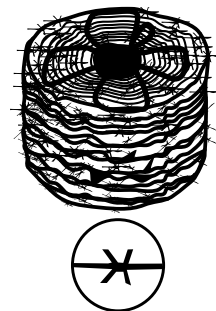
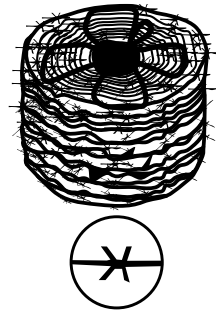
NOTE: Non-spec Barb Wire will void systems warranties.

Barbed Obstacle Wire / Stainless Steel Barbed Tape with .098" Galvanized Core Wire .80 oz./ft² Zinc Coating

DESCRIPTION	PART NO.	LENGTH PER ROLL	COIL WEIGHT	NOTES
Single Coil Galv Core 33 loops 18" loop spacing	013515	50'	12.00	
Single Coil Galv Core 33 loops 24" loop spacing	013514	50'	18.20	

NOTE: Sold only in 50' coils; 50' based on installation at 18" on center spacing. Bulk packaging - 5 coils per box.

LIMITATIONS: The manufacturer recommends the installation of barbed tape obstacle on fences or walls that have a minimum height of 7 feet; or installed in such a manner as to avoid contact by all pedestrian traffic.



Barbed Obstacle Wire - Specialty Use / Stainless Steel Barbed Tape with .098" Galvanized Core Wire, .80 oz./ft² Zinc Coating

DESCRIPTION	PART NO.	COIL LENGTH	COIL WEIGHT	NOTES
18" Maze Galv Core 31L	013535	15'	12.00	
24" Maze Galv Core 31L	007676	20'	29.00	
24"/30" Maze Galv Core 31L	013552	20'	39.00	
24" Maze SS Core 31L	006954	20'	38.00	
30" Maze SS Core 31L	007172	20'	22.00	
30" Super Maze SS Core 51L	005801	25'	32.00	

NOTE: Sold only in full coils. Bulk packaging - 5 coils per box

LIMITATIONS: The manufacturer recommends the installation of barbed tape obstacle on fences or walls that have a minimum height of 7 feet; or installed in such a manner as to avoid contact by all pedestrian traffic.



Coil Spring Tension Wire, Spec / Class 1 Galvanized • Meets ASTM 824

DESCRIPTION	PART NO.	FT. PER LB.	COIL LENGTH	COIL WEIGHT	NOTES
7 ga. .80 zinc coating - Priced per lb.	023541	12'	—	100.00	
7 ga. .80 zinc coating - Priced by coil	023499	12'	1020'	85.00	


NOTE: Weights are approximate.



Coil Spring Tension Wire, Spec / Class 2 Galvanized • Meets ASTM 824

DESCRIPTION	PART NO.	FT. PER LB.	COIL LENGTH	COIL WEIGHT	NOTES
7 ga. 1.2 zinc coating - Priced by coil	023505	12'	1020'	85.00	

NOTE: Sold only in full coils. Weights are approximate.



Coil Spring Tension Wire, Spec / Meets ASTM 824, Type 1

DESCRIPTION	PART NO.	FT. PER LB.	COIL LENGTH	COIL WEIGHT	NOTES
7 ga. 40 aluminized - Priced by coil	023540	12'	1000'	85.00	

NOTE: Sold only in full coils. Weights are approximate.




Smooth Tension Wire, Spec / Class 3 Galvanized • Meets ASTM A 641

DESCRIPTION	PART NO.	FT. PER LB.	COIL LENGTH	COIL WEIGHT	NOTES
6 ga., 1.00 zinc coating - priced per lb	023500	10-3/4'	—	100.00	
9 ga., .90 zinc coating - priced per lb.	023501	17'	—	100.00	
9 ga., .90 zinc coating UPC - priced by coil	087025	17'	170'	10.00	
10 ga., .85 zinc coating - priced per lb.	023511	17'	—	100.00	
11 ga., .85 zinc coating - priced per lb.	023521	25-3/4'	—	100.00	
12 ga., .80 zinc coating - priced per lb.	023531	33-1/2'	—	100.00	
16 ga., .60 zinc coating - priced per lb.	023535	96'	—	100.00	

NOTE: Weights are approximate.


NOTE: Non-spec Tension Wire will void systems warranties.



Barbless Wire / Class 1 Galvanized

DESCRIPTION	PART NO.	REEL LENGTH	REEL WEIGHT	NOTES
12-1/2 ga.	013531	1320'	62.00	
14 ga.	013532	1320'	44.00	

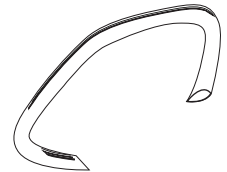
NOTE: Sold only in full reels.



Hog Rings / Steel • Class 3 • Meets ASTM F 626

DESCRIPTION	PART NO.	QTY. PER LB.	CASE WEIGHT	NOTES
12-1/2 ga. .80 zinc coating	023601	224	25.00	
12-1/2 ga. .80 zinc coating UPC	087037	88	25.00	
9 ga. .90 zinc coating	023602	88	25.00	

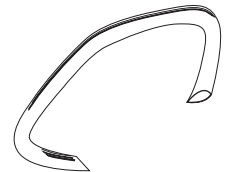
NOTE: Weights are approximate.



Hog Rings / Meets ASTM F 626

DESCRIPTION	PART NO.	QTY. PER LB.	CASE WEIGHT	NOTES
9 ga. Aluminum	023621	264	10.00	
9 ga. Stainless Steel	003765	169	25.00	

NOTE: Weights are approximate.

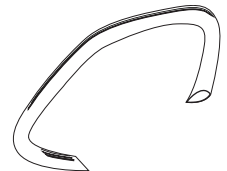


Malco Hog Rings / Weight is approximate. *Meets ASTM A 641

DESCRIPTION	PART NO.	QTY. PER LB.	BOX WEIGHT	NOTES
9 ga. Galvanized Steel Class 3*	664C00	500	6.00	
9 ga. Aluminum	665C00	500	2.00	
Malco Hog Ring Plier	661C00	N/A	2.90/ea	

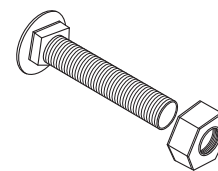
NOTE: Malco hog rings and pliers cannot be used with non-Malco hog rings or hog ring tools

NOTE: Weights are approximate.




Carriage Bolt - Domestic / With Nut, Steel

DESCRIPTION	PART NO.	PER CASE	WEIGHT EA.	NOTES
5/16" x 1-1/4"	10701D	2000	.039	



Floor Flanges - Domestic / Steel • Weld-on- type with 11/16" holes

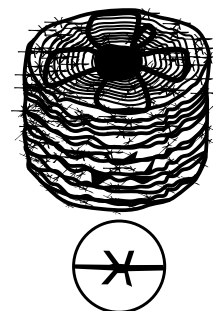
DESCRIPTION	PART NO.	PER SACK	WEIGHT EA.	NOTES
4" x 4" x 1/4" galv.	034C00	10	1.00	
6" x 6" x 1/4" galv.	10868D	10	2.50	
8" x 8" x 1/4" galv.	453Y00	10	5.00	



High Tensile Barb Wire - Domestic / Class 3 Galvanized • Meets ASTM A 121

DESCRIPTION	PART NO.	REEL LENGTH	WEIGHT EA.	NOTES
4 pt. 15-1/2 ga. 3" Barb Spacing	408W00	1320'	81.00	
4 pt. 15-1/2 ga. 5" Barb Spacing	013499	1320'	45.00	

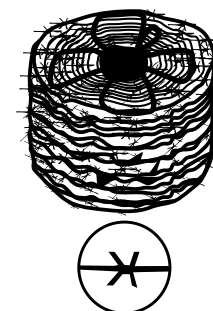
NOTE: Sold only in full reels. 1320' = 80 Rods.



Barb Wire - Domestic / Class 3 Galvanized • Meets ASTM A 585, Type I

DESCRIPTION	PART NO.	REEL LENGTH	WEIGHT EA.	NOTES
4 pt. 12-1/2 ga. 5" Barb Spacing	013505	1320'	88.00	


NOTE: Sold only in full reels. 1320' = 80 Rods.



Barb Wire - Domestic / Class 3 Galvanized • Meets ASTM A 121

DESCRIPTION	PART NO.	REEL LENGTH	WEIGHT EA.	NOTES
2 pt. 12-1/2 ga. 4" Barb Spacing	006321	1320'	82.00	
4 pt. 12-1/2 ga. 5" Barb Spacing	013506	1320'	88.00	

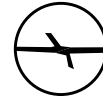

NOTE: Sold only in full reels. 1320' = 80 Rods



Barb Wire - Domestic / Class 1 Galvanized

DESCRIPTION	PART NO.	REEL LENGTH	WEIGHT EA.	NOTES
2 pt. 12-1/2 ga. 5" Barb Spacing	013504	1320'	78.00	

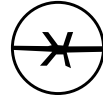
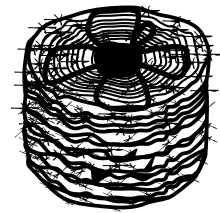
NOTE: Sold only in full reels. 1320' = 80 Rods



Barb Wire - Domestic / Commercial Galvanized

DESCRIPTION	PART NO.	REEL LENGTH	WEIGHT EA.	NOTES
4 pt. 12-1/2 ga.	013503	1320'	82.00	

NOTE: Sold only in full reels. 1320' = 80 Rods



Coil Spring Tension Wire - Domestic / Class 1

DESCRIPTION	PART NO.	FT. PER LB.	COIL LENGTH	COIL WEIGHT	NOTES
7 ga. .80 zinc coating	23499D	12'	1020'	85.00	

NOTE: Sold only in full coils. Weights and feet per pound are approximate.



Hog Rings - Domestic / Aluminum • Meets ASTM F 626


DESCRIPTION	PART NO.	QTY. PER LB.	CASE WEIGHT	NOTES
9 ga.	23621D	264	10.00	

NOTE: Weights are approximate.



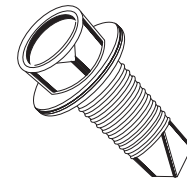
Carriage Bolt - Spectra / With Nut, Steel

DESCRIPTION	PART NO.	PER BOX	WEIGHT EA.	NOTES
5/16" x 1-1/4"	62201_	100	.06	



Tek Screw - Spectra / Self-Drilling, Self-Tapping, Zinc-Plated Steel

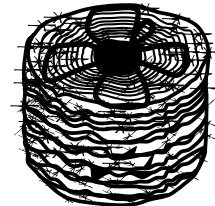
DESCRIPTION	PART NO.	PER LB.	WEIGHT EA.	NOTES
No. 12 x 3/4" - Black	166X00	100	.01	



Barb Wire - Spectra / Zinc Coated Steel, Polymer Coating • Meets ASTM F 1665 Class 1

DESCRIPTION	PART NO.	REEL LENGTH	REEL WEIGHT	NOTES
4 pt. 5" Barb Spacing Extruded PVC, Type I	48157_	1320'	70.00	

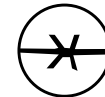
NOTE: Sold only in full reels.



Barb Wire - Permafused / Zinc Coated Steel, Polymer Coating • Meets ASTM F 1665 Class 2b

DESCRIPTION	PART NO.	REEL LENGTH	REEL WEIGHT	NOTES
4 pt. 3" Barb Spacing Fused and Adhered, Type II	48209_	1320'	68.00	

NOTE: Sold only in full reels.



Coil Spring Tension Wire - Heavy Mil / .80 Zinc Coated Steel

DESCRIPTION	PART NO.	PER LB.	ROLL LENGTH	ROLL WEIGHT	NOTES
9ga. core/6ga. finish - priced by roll	48060_	15-5/8'	1000'	64.00	

NOTE: Sold only in full coils. Weight and feet per pound are approximate.



Smooth Tension Wire - Heavy Mil / Commercial Galvanized

Non-spec Tension Wire will void systems warranties.

DESCRIPTION	PART NO.	PER LB.	COIL LENGTH	COIL WEIGHT	NOTES
9ga. finish - priced per lb.	51001_	34'	—	100.00	
9ga. finish - priced by coil	51002_	34'	340'	10.00	
6ga. finish - priced per lb.	51000_	15'	—	100.00	

NOTE: Sold only in full coils. Weight and feet per pound are approximate.




Add the following number to the part no. for desired color:

1-Forest Green 2-Midnight Black 3-Sierra Brown


Hog Ring, Spec - Heavy Mil / Zinc-coated Aluminum Core

DESCRIPTION	PART NO.	PER BAG	BAG WEIGHT	NOTES
11-1/2 ga. core / 9 ga. finish	62485_	500	1.60	



Hog Ring, Non-Spec - Heavy Mil / Zinc-coated Steel Core

DESCRIPTION	PART NO.	PER LB.	WEIGHT	NOTES
9 ga. finish	62482_	132	1.00	



Touch Up Paint

DESCRIPTION	PART NO.	WEIGHT EA.	NOTES
13 oz. Aerosol Spray Can	62606_	1.40	

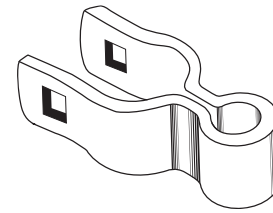


Add the following number to the part no. for desired color:
1-Forest Green 2-Midnight Black 3-Sierra Brown

Frame Hinges / Regular • Pressed Steel – Galvanized

DESCRIPTION	PART NO.	PER SACK	WEIGHT EA.	NOTES
1-3/8" x 1/2"	014103	100	.28	
1-3/8" x 5/8"	014104	100	.31	

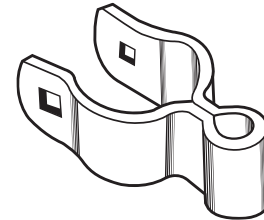
Use 3/8" x 2" Carriage Bolt – Pt. #010706



Frame Hinges / Heavy Duty • Pressed Steel – Galvanized

DESCRIPTION	PART NO.	PER SACK	WEIGHT EA.	NOTES
1-3/8" x 5/8"	014108	100	.38	
1-5/8" x 1/2"	014107	50	.52	
1-5/8" x 5/8"	014105	50	.52	
1-7/8" x 5/8"	014106	50	.54	

Use 3/8" x 2-1/4" Carriage Bolt – Pt. #010707



Post Hinges / Regular • Pressed Steel – Galvanized

DESCRIPTION	PART NO.	PER SACK	WEIGHT EA.	NOTES
1-3/8" x 5/8"	014302	50	.44	

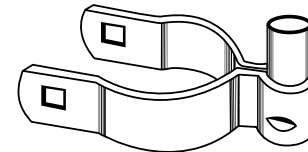
Use 3/8" x 2" Carriage Bolt – Pt. #010706

1-7/8" x 5/8" 014326 50 .51

Use 3/8" x 2-1/4" Carriage Bolt – Pt. #010707

2-3/8" x 5/8" 014328 50 .56

Use 3/8" x 3" Carriage Bolt – Pt. #010710



Post Hinges / Heavy Duty • Pressed Steel – Galvanized

DESCRIPTION	PART NO.	PER SACK	WEIGHT EA.	NOTES
1-5/8" x 5/8"	014304	50	.76	
1-7/8" x 1/2"	014305	50	.70	
1-7/8" x 5/8"	014306	50	.80	

Use 3/8" x 2-1/4" Carriage Bolt – Pt. #010707

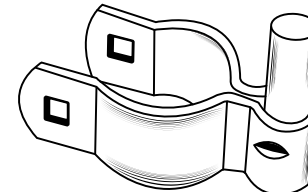
2-3/8" x 1/2" 014307 50 .80

2-3/8" x 5/8" 014308 50 .82

Use 3/8" x 3" Carriage Bolt – Pt. #010710

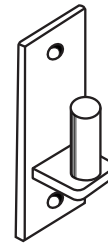
2-7/8" x 5/8" 014310 50 1.11

Use 3/8" x 3-1/2" Carriage Bolt – Pt. #010712



Flat-Back Hinge / Pressed Steel – Galvanized

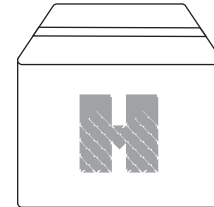
DESCRIPTION	PART NO.	PER SACK	WEIGHT EA.	NOTES
Flat Plate Pin Hinge with 1-1/2" x 4" Steel Plate	014360	100	.45	



Single Swing Gate Hardware Sets / Pressed Steel – Galvanized

DESCRIPTION	PART NO.	PER CASE	WEIGHT EA.	NOTES
1-7/8" x 1-3/8"	087068	6	3.20	
2-3/8" x 1-3/8"	087079	6	3.31	

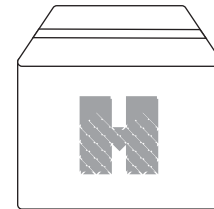
Includes 2 Frame Hinges, 2 Post Hinges, 1 Fork Latch Assembly, Bolts.



Double Swing Gate Hardware Sets / Pressed Steel – Galvanized

DESCRIPTION	PART NO.	PER SACK	WEIGHT EA.	NOTES
1-7/8" x 1-3/8"	087069	6	4.28	
2-3/8" x 1-3/8"	087080	6	4.45	

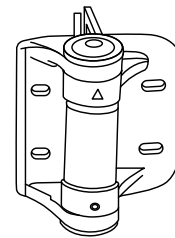
Includes 4 Frame Hinges, 4 Post Hinges, Bolts. Without Latch.



TruClose Hinge by D&D / Black Polymer • Includes fasteners

DESCRIPTION	PART NO.	PER SACK	WEIGHT PR.	NOTES
2-3/8 to 2-7/8 x 1-5/8 to 1-7/8 TCHDRND1-MK2	198012	10	2.20	

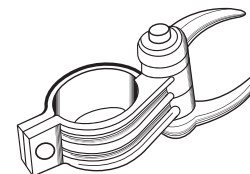
NOTE: Requires 1" spacing between Gate Post and Gate Frame.



Gate Closers / Spring Type • Die-Cast Aluminum • Includes bolts

DESCRIPTION	PART NO.	PER SACK	WEIGHT EA.	NOTES
1-7/8" x 1-3/8"	017403	12	1.00	
2-3/8" x 1-3/8"	017404	12	1.10	

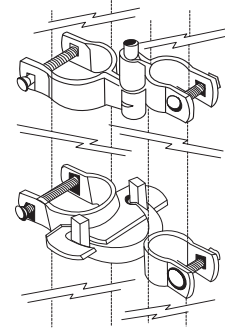
NOTE: Requires 2" spacing between Gate Post and Gate Frame. Use with Post and Frame Hinges (sold separately).



Gate Hinge Closers / Gravity Type • Pressed Steel - Galvanized • Includes bolts

DESCRIPTION	PART NO.	PER SACK	WEIGHT EA.	NOTES
1-7/8" x 1-3/8"	017501	10	2.79	
2-3/8" x 1-3/8"	017502	10	2.92	

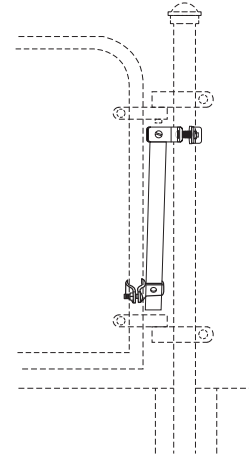
NOTE: Requires 2" spacing between Gate Post and Gate Frame.



STA-KLOS Gate Closers / Steel

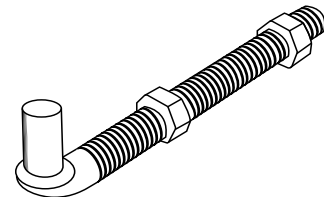
DESCRIPTION	ART NO.	PER SACK	WEIGHT EA.	NOTES
1-7/8" x 1-3/8"	017402	12	1.60	
2-3/8" x 1-3/8"	017405	12	1.64	

Use with Post and Frame Hinges (sold separately).



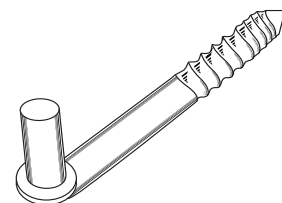
Hanger Bolt Hinges / Galvanized - Steel • Includes 2 nuts

DESCRIPTION	PART NO.	PER DRUM	WEIGHT EA.	NOTES
1/2" x 4-1/2"	013901	400	.43	
1/2" x 6"	013902	350	.50	
5/8" x 4-1/2"	013903	250	.64	
5/8" x 6"	013904	200	.74	
5/8" x 8"	013907	150	.84	
5/8" x 10"	013905	125	1.07	
5/8" x 12"	013906	125	1.23	



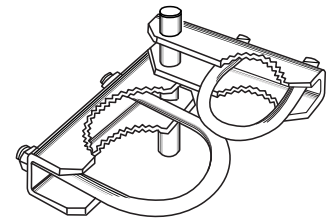
Lag Screw Hinges / Galvanized - Steel

DESCRIPTION	PART NO.	PER DRUM	WEIGHT EA.	NOTES
1/2" x 4-1/2"	013801	400	.32	
5/8" x 4-1/2"	013802	300	.52	
5/8" x 6"	013803	250	.62	



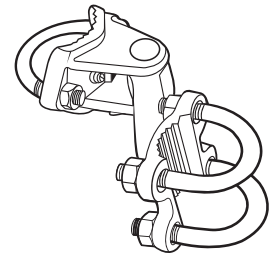
180° Industrial Hinges / Pressed Steel – Galvanized

DESCRIPTION	PART NO.	PER SACK	WEIGHT EA.	NOTES
2-3/8" x 1-5/8" or 1-7/8"	015601	10	3.00	
2-7/8" x 1-5/8" or 1-7/8"	015603	10	3.20	
3-1/2" x 1-5/8" or 1-7/8"	015604	10	4.00	
4" x 1-5/8" or 1-7/8"	015605	10	4.20	
4-1/2" x 1-5/8" or 1-7/8"	015606	10	4.50	
6-5/8" x 1-5/8" or 1-7/8"	015607	4	6.00	
8-5/8" x 1-5/8" or 1-7/8"	015609	4	9.00	



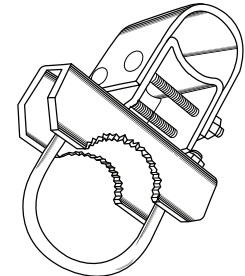
Offset 180° Industrial Hinges / Malleable Iron – Galvanized

DESCRIPTION	PART NO.	PER SACK	WEIGHT EA.	NOTES
2-3/8" x 1-5/8" or 1-7/8"	014033	4	3.52	
2-7/8" x 1-5/8" or 1-7/8"	014034	4	3.85	
4" x 1-5/8" or 1-7/8"	014036	4	4.62	
6-5/8" x 1-5/8" or 1-7/8"	014038	4	8.00	



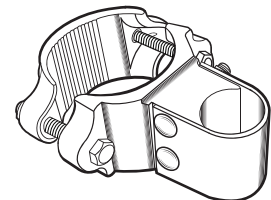
Bulldog Industrial Hinges / Pressed Steel – Galvanized

DESCRIPTION	PART NO.	PER SACK	WEIGHT EA.	NOTES
2-3/8" x 1-5/8" or 1-7/8"	015671	10	3.20	
2-7/8" x 1-5/8" or 1-7/8"	015672	10	3.30	
4" x 1-5/8" or 1-7/8"	015674	10	3.70	
4-1/2" x 1-5/8" or 1-7/8"	015675	10	3.90	
6-5/8" x 1-5/8" or 1-7/8"	015676	4	5.90	



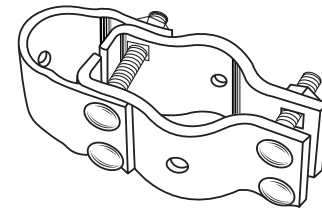
Box Industrial Hinges / Malleable Iron – Galvanized

DESCRIPTION	PART NO.	PER SACK	WEIGHT EA.	NOTES
2-3/8" x 1-5/8" or 1-7/8"	015751	4	3.70	
2-7/8" x 1-5/8" or 1-7/8"	015752	4	4.10	
4" x 1-5/8" or 1-7/8"	015754	4	4.50	
6-5/8" x 1-5/8" or 1-7/8"	015756	4	11.50	
8-5/8" x 1-5/8" or 1-7/8"	015757	4	16.68	



Steel Gate Hinges / Pressed Steel – Galvanized

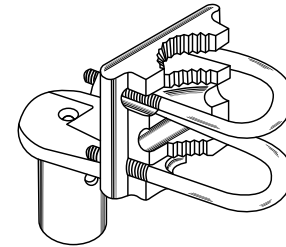
DESCRIPTION	PART NO.	PER SACK	WEIGHT EA.	NOTES
2-3/8" x 1-5/8"	015622	10	3.50	
2-7/8" x 1-5/8"	015624	10	3.70	
2-7/8" x 1-7/8"	015625	10	4.00	
3-1/2" x 1-5/8"	015626	10	4.20	
4" x 1-5/8"	015628	10	4.50	
4" x 1-7/8"	015629	10	4.50	
4-1/2" x 1-5/8"	015630	10	4.70	
4-1/2" x 1-7/8"	015631	10	4.70	
6-5/8" x 1-7/8"	015633	6	7.00	
8-5/8" x 1-7/8"	015635	4	8.00	



180° Offset Adapter / Malleable Iron – Galvanized • Includes U-bolts

DESCRIPTION	PART NO.	PER SACK	WEIGHT EA.	NOTES
1-5/8" or 1-7/8" Gate Frame	015715	10	5.00	

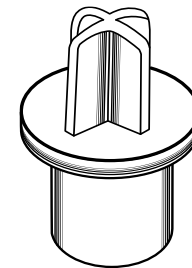
NOTE: Use with 1-7/8" Nosepiece on Industrial Box, Bulldog, and Steel Gate Hinges.



Socket Hinge Plugs / Malleable Iron – Galvanized

DESCRIPTION	PART NO.	PER SACK	WEIGHT EA.	NOTES
1-5/8" Gate Frame	015719	10	1.30	
1-7/8" Gate Frame	015720	10	1.50	

NOTE: Use with Industrial Box, Bulldog, and Steel Gate Hinges



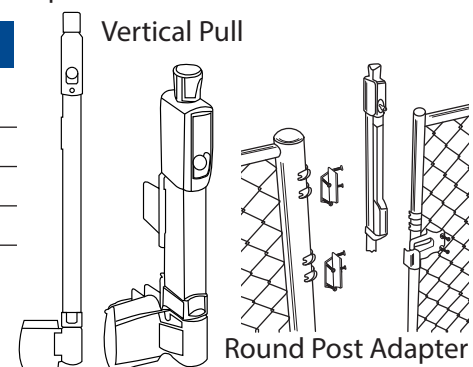
Magna Latches by D&D / Black Polymer

DESCRIPTION	PART NO.	PER SACK	WEIGHT EA.	NOTES
Top Pull - S3	009449	10	1.71	
Vertical Pull - S3	009450	10	1.38	
Round Post Adapter - S3	814X00	10	0.40	

NOTE: The Round Post Adapter fits a 1-3/8" to 1-5/8" gate frame and a 1-7/8" to 2-7/8" post.

Top Pull

Vertical Pull

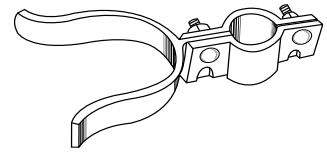


Round Post Adapter

Fork Latch Assembly / Regular • Pressed Steel – Galvanized • Includes bolts

DESCRIPTION	PART NO.	PER SACK	WEIGHT EA.	NOTES
1-3/8" x 1-3/8"	016703	25	.88	
1-3/8" x 1-7/8"	016704	25	.86	
1-3/8" x 2-3/8"	016705	25	.88	
1-3/8" x 2-7/8"	016706	25	1.30	

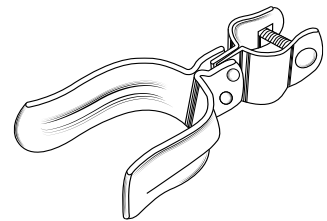
NOTE: This item is assembled.



Fork Latch Assembly / Heavy Duty • Pressed Steel – Galvanized • Includes bolts

DESCRIPTION	PART NO.	PER SACK	WEIGHT EA.	NOTES
1-3/8" x 1-7/8"	016752	25	0.90	
1-3/8" x 2-3/8"	016753	25	1.02	
1-3/8" x 2-7/8"	016754	25	1.08	
1-5/8" x 1-7/8"	016756	25	0.98	
1-5/8" x 2-3/8"	016757	25	1.00	
1-5/8" x 2-7/8"	016758	25	1.08	
1-5/8" x 4"	016759	25	1.20	

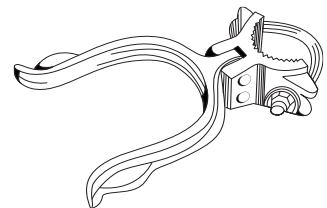
NOTE: This item is assembled.



Fork Latch Assembly / Malleable Iron – Galvanized • Includes bolts

DESCRIPTION	PART NO.	PER SACK	WEIGHT EA.	NOTES
1-3/8" x 1-7/8"	016601	25	1.40	
1-3/8" x 2-3/8"	016602	25	1.45	
1-3/8" x 2-7/8"	016603	25	1.55	
1-5/8" x 1-7/8"	016604	25	1.50	
1-5/8" x 2-3/8"	016605	25	1.55	
1-5/8" x 2-7/8"	016606	25	1.61	
1-5/8" x 4"	016607	25	1.89	
1-7/8" x 2-3/8"	016613	20	1.54	
1-7/8" x 2-7/8"	016608	20	1.65	
1-7/8" x 4"	016609	20	1.90	

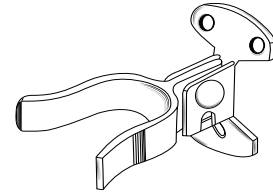
NOTE: This item is assembled.



Flat-Back Fork Latch Assembly / Pressed Steel – Galvanized • Includes bolt

DESCRIPTION	PART NO.	PER SACK	WEIGHT EA.	NOTES
1-3/8" Fork	016710	25	.56	

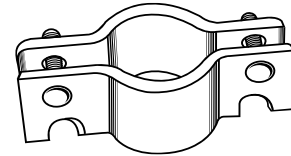
NOTE: This item is assembled. Without mounting fasteners.



Fork Latch Hangers (Collars) / Regular • Pressed Steel – Galvanized

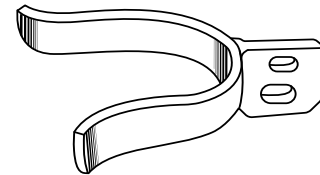
DESCRIPTION	PART NO.	PER SACK	WEIGHT EA.	NOTES
1-3/8"	016731	100	.43	
1-5/8"	016732	100	.50	
1-7/8"	016733	100	.56	

Use 5/16" x 1-1/4" Carriage Bolt – Pt. #010701



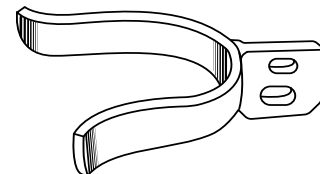
Forks / Regular • Pressed Steel – Galvanized

DESCRIPTION	PART NO.	PER SACK	WEIGHT EA.	NOTES
1-3/8"	016716	100	.32	
1-5/8"	016715	100	.34	
1-7/8"	016717	100	.34	
2-3/8"	016718	100	.42	
2-7/8"	016719	100	.48	
4"	016720	100	.56	
6-5/8"	016730	50	.60	



Forks / Heavy Duty • Pressed Steel – Galvanized

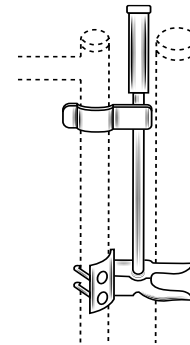
DESCRIPTION	PART NO.	PER SACK	WEIGHT EA.	NOTES
1-5/8"	016722	50	.35	
2-7/8"	016725	50	.52	
4"	016727	50	.80	



Auto Latches / Glass-Filled Nylon Plastic

DESCRIPTION	PART NO.	PER SACK	WEIGHT EA.	NOTES
1-3/8" x 1-3/8"	017300	1	1.00	
1-3/8" x 1-7/8"	017301	1	1.00	
1-3/8" x 2-3/8"	017302	1	1.00	
1-5/8" x 2-3/8"	017305	1	2.00	
1-5/8" x 2-7/8"	017370	1	1.00	

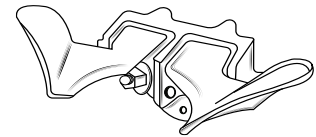
Other sizes available on special quotation.



Butterfly Latches / Pressed Steel Ear, Aluminum Back • Includes bolts

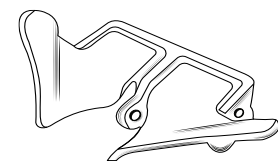
DESCRIPTION	PART NO.	PER SACK	WEIGHT EA.	NOTES
1-3/8" x 1-7/8"	017303	25	0.89	
1-3/8" x 2-3/8"	017304	25	0.90	
1-5/8" x 1-7/8"	017306	25	1.04	
1-5/8" x 2-3/8"	017307	25	1.07	

NOTE: This item is assembled.



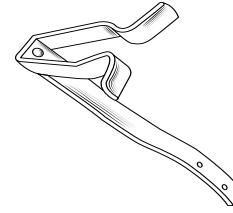
Flat-Back Butterfly Latch / Pressed Steel – Galvanized

DESCRIPTION	PART NO.	PER SACK	WEIGHT EA.	NOTES
1-3/8" Gate Frame	017310	25	0.88	



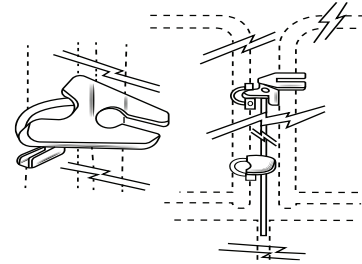
Spring Latches / Pressed Steel – Galvanized

DESCRIPTION	PART NO.	PER SACK	WEIGHT EA.	NOTES
1-3/8" Gate Frame	016101	25	0.68	
Universal Latch Catch	016401	25	0.17	
2-3/8" Latch Catch	016202	25	0.36	



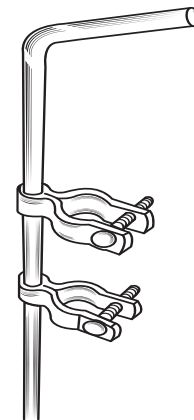
E-Z Latches / Galvanized Steel Rod & Guides, Aluminum Fork

DESCRIPTION	PART NO.	PER SACK	WEIGHT EA.	NOTES
1-3/8" x 36" Assembly	016901	10	2.17	
1-3/8" x 42" Assembly	016902	10	2.31	
(Assembly includes: 1 Rod w/ Fork, 2 Guides, with Bolts)				
5/8" x 36" Rod Only with Fork	016921	10	1.25	
5/8" x 42" Rod Only with Fork	016922	10	1.41	
E-Z Latch Guide Only with Bolt	016903	20	0.44	



Residential Cane-Type Latches / Steel Rod & Guides – Galvanized

DESCRIPTION	PART NO.	PER SACK	WEIGHT EA.	NOTES
1-3/8" x 36" Assembly	016905	25	2.88	
1-3/8" x 44" Assembly	016906	25	3.29	
1/2" x 44" Assembly	087051	10	3.36	
(Assembly includes: 1 Rod w/ Fork, 2 Guides, Bolts)				
1/2" x 30" Rod Only	016913	25	1.81	
1/2" x 36" Rod Only	016909	25	2.14	
1/2" x 44" Rod Only	016911	25	2.56	
Cane-Type Guide Only	016915	50	0.29	

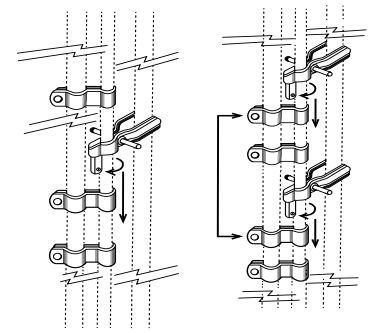


Industrial Latches / Pressed Steel – Galvanized

DESCRIPTION	PART NO.	PER SACK	WEIGHT EA.	NOTES
1-5/8" Assembly	017201	10	4.80	
1-7/8" Assembly	017202	10	4.98	
Assembly includes: 1 Fork, 3 Guides, Bolts. Drop Rod not included.				
1-5/8" Guide Only	017211	75	0.99	
Use 3/8" x 2-1/4" Carriage Bolt – Pt. #010707				
1-7/8" Guide Only	017212	75	1.05	
Use 3/8" x 2-1/2" Carriage Bolt – Pt. #010708				
1-5/8" Fork Only	017213	25	1.54	
1-7/8" Fork Only	017214	25	1.56	
1-5/8" Assembly with Drop Rod	017217	10	12.00	
1-7/8" Assembly with Drop Rod	017218	10	12.00	

Assembly with Drop Rod includes: Fork, 3 Guides, Bolts, 1-3/8" x 7' Drop Rod – with Fork welded to Rod.

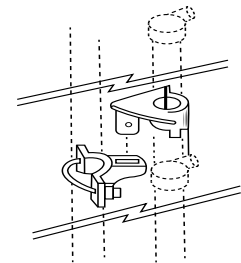
NOTE: Optional with 4 Guides and 2 Forks at extra cost.



Frost Free Latch Assembly / For Double Swing Gates • Malleable Iron – Galvanized

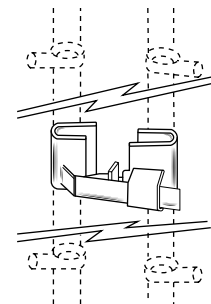
DESCRIPTION	PART NO.	PER SACK	WEIGHT EA.	NOTES
1-5/8" Gate Frame	017205	10	2.83	
1-7/8" Gate Frame	017206	10	2.98	

NOTE: Does not require Drop Rod.



Fence-Loc Latches / Pressed Steel – Galvanized

DESCRIPTION	PART NO.	PER CARTON	WEIGHT EA.	NOTES
1-3/8" Gate Frame	017223	30	2.23	
1-5/8" or 1-7/8" Gate Frame	017221	15	4.50	



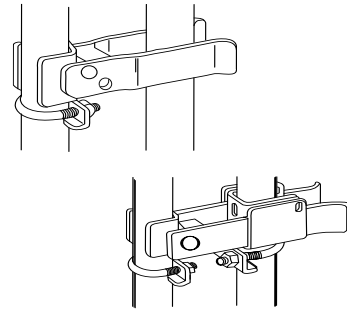
Strong Arm Latches / Galvanized Steel

DESCRIPTION	PART NO.	PER SACK	WEIGHT EA.	NOTES
2-3/8" Post	017225	12	5.50	
2-7/8" Post	017226	12	5.50	
4" Post	017227	12	5.50	

For single swing gates - latches fit 1-5/8" or 1-7/8" gate frames.

1-3/8" Gate Frame	017233	6	4.00	
1-5/8" or 1-7/8" Gate Frame	017219	6	8.30	

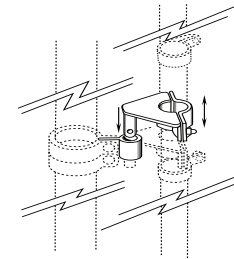
For double swing gates.



Rolo Latches / For Rolling Gates • Pressed Steel – Galvanized

DESCRIPTION	PART NO.	PER SACK	WEIGHT EA.	NOTES
1-5/8" Frame	017410	10	2.35	
1-7/8" Frame	017420	10	2.39	

NOTE: Use with two 1/8" x 1" Brace Bands (sold separately).
Pat. No. 3,871,134



Lock N' Latch / For Rolling Gates • Heavy Duty • Pressed Steel – Galvanized

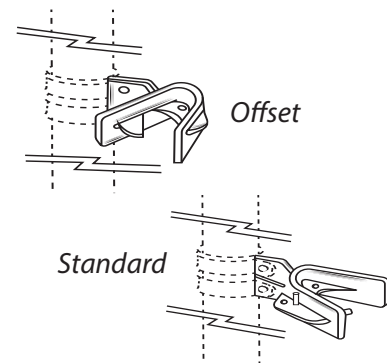
DESCRIPTION	PART NO.	PER SACK	WEIGHT EA.	NOTES
Offset	017371	10	1.50	

Latches to 1-5/8" or 1-7/8" O.D. Frame – For Single Rolling Gate

Standard	017372	10	1.50	
----------	--------	----	------	--

Latches to 1-5/8" or 1-7/8" O.D. Frame – For Single or Double Rolling Gate

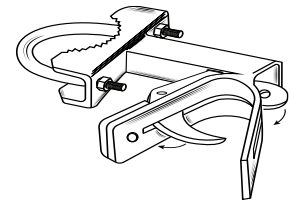
NOTE: Use with two 1/8" x 1" Brace Bands (sold separately).
Pat. No. 3,492,036



Cantilever Latches / Pressed Steel – Galvanized • Includes bolts

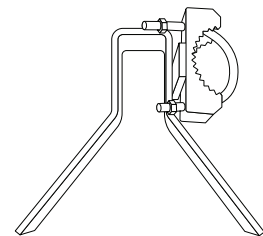
DESCRIPTION	PART NO.	PER SACK	WEIGHT EA.	NOTES
2-7/8" Post	017373	10	3.73	
4" Post	017374	10	4.05	
6-5/8" Post	017379	10	4.05	

NOTE: For 1-5/8" or 1-7/8" Gate Frame. Approximately 4-1/2" from face of post to center of gate frame.



Cantilever Latches / Heavy Duty • Pressed Steel – Galvanized Use With Gate Operators

DESCRIPTION	PART NO.	BOX QTY.	WEIGHT EA.	NOTES
2-7/8" Post	017376	2	8.33	
4" Post	017377	2	8.79	



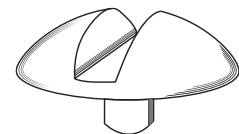
Field Type Gate Center Stop / Pressed Steel – Galvanized

DESCRIPTION	PART NO.	PER SACK	WEIGHT EA.	NOTES
Steel	015913	25	2.01	



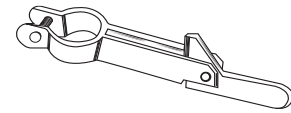
Mushroom Type Center Stops

DESCRIPTION	PART NO.	PER SACK	WEIGHT EA.	NOTES
Aluminum	015912	5	1.70	
Malleable Iron	015911	5	3.50	



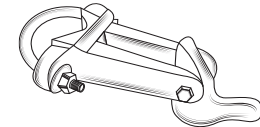
Gate Keeper / Pressed Steel - Galvanized • Includes bolts

DESCRIPTION	PART NO.	PER SACK	WEIGHT EA.	NOTES
1-5/8"	015904	20	1.00	



Gate Keeper / Malleable • Includes bolts

DESCRIPTION	PART NO.	PER SACK	WEIGHT EA.	NOTES
1-5/8"	015901	20	2.22	



Gate Scrolls / One-Piece • Aluminum

DESCRIPTION	PART NO.	PER SACK	WEIGHT EA.	NOTES
18"	014705	25	.23	
24"	014706	25	.30	
36"	014707	25	.40	



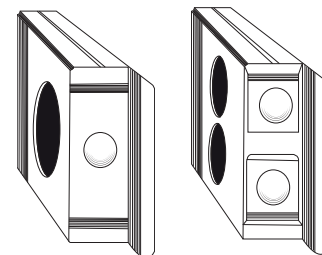
Gate Scrolls / Three-Piece • Pressed Steel - Galvanized

DESCRIPTION	PART NO.	PER SACK	WEIGHT EA.	NOTES
18"	014501	10	1.12	
24"	014502	10	1.44	
36"	014507	10	1.50	



Lock Boxes / Ungalvanized - Steel • 2-1/8" Lock Hole

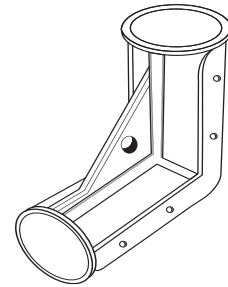
DESCRIPTION	PART NO.	PER SACK	WEIGHT	NOTES
Single Hole	018863	1	1.00	
Double Hole	018861	1	2.00	



Gate Ell / Residential Hex Type • Die-Cast Aluminum • Without screws


DESCRIPTION	PART NO.	PER SACK	WEIGHT EA.	NOTES
1-3/8"	015101	100	.36	

Use No. 12 x 3/4" Tek Screw – Pt. #023660



Gate Ell / Residential Bolt-On • Die-Cast Aluminum • Includes bolts • No drilling required

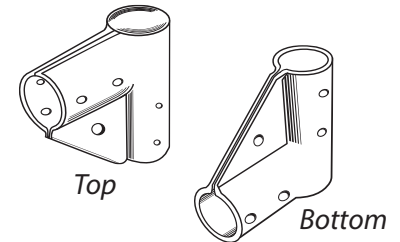
DESCRIPTION	PART NO.	PER SACK	WEIGHT EA.	NOTES
1-3/8"	015103	100	.45	



Gate Ells / Pressed Steel – Galvanized • Without rivets

DESCRIPTION	PART NO.	PER SACK	WEIGHT EA.	NOTES
1-3/8" Top	014903	50	.98	
1-3/8" Bottom	014904	50	.96	

Use 1/4" x 1-3/4" Rivet – Pt. #010776



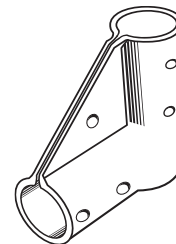
Gate Ells Industrial / Pressed Steel – Galvanized • Without rivets

DESCRIPTION	PART NO.	PER SACK	WEIGHT EA.	NOTES
1-5/8"	014901	20	2.50	

Use 5/16" x 2-1/4" Rivet – Pt. #010774

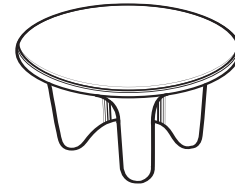
1-7/8"	014902	20	2.50	
--------	--------	----	------	--

Use 5/16" x 2-1/2" Rivet – Pt. #010772



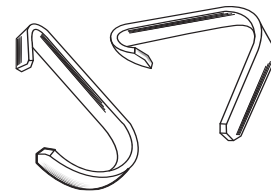
Drive-In Plugs / Sand-Cast Aluminum

DESCRIPTION	PART NO.	PER SACK	WEIGHT EA.	NOTES
1-3/8" For Tube	011210	100	.08	
1-5/8" For Tube	011211	100	.10	
1-7/8" For Tube	011212	100	.13	
2-3/8" For Tube	011219	50	.15	
1-3/8" For Pipe	011213	100	.08	
1-5/8" For Pipe	011214	100	.10	
1-7/8" For Pipe	011215	100	.13	



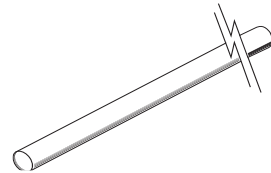
Gate Clips / Pressed Steel - Galvanized

DESCRIPTION	PART NO.	PER SACK	WEIGHT EA.	NOTES
1-3/8"	015201	250	.13	
1-3/8" C Type	015208	250	.13	
1-3/8" Qwik Clip	015200	250	.12	
1-5/8"	015205	250	.16	



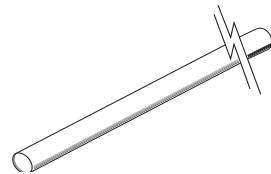
Gate Rods / 5/16" Diameter Galvanized Steel

DESCRIPTION	PART NO.	PER SACK	WEIGHT EA.	NOTES
28-3/4"	015341	25	0.65	
34-3/4"	015342	25	0.78	
40-3/4"	015343	25	0.91	
52-3/4"	015344	25	1.17	
64-3/4"	015345	25	1.43	




Gate Rods, Extra Long / 5/16" Diameter Galvanized Steel

DESCRIPTION	PART NO.	PER SACK	WEIGHT EA.	NOTES
31-1/2"	015411	25	0.70	
37-1/2"	015412	25	0.83	
43-1/2"	015413	25	0.96	
55-1/2"	015414	25	1.22	
67-1/2"	015415	25	1.48	




Swivel Wheels For Swing Gate / For Pipe • Pressed Steel – Galvanized Includes bolts

DESCRIPTION	PART NO.	PER SACK	WEIGHT EA.	NOTES
Fits 1-3/8" Frame	018361	4	4.62	
Fits 1-5/8" Frame	018362	4	4.71	
Fits 1-7/8" Frame	018363	4	4.83	
Fits 1-5/8" or 1-7/8" Frame	015420	4	4.50	



Rubber-Tired Steel Hub Wheels / Regular • Includes bolts

DESCRIPTION	PART NO.	PER SACK	WEIGHT EA.	NOTES
6" With 5/8" Bearing	017602	6	2.17	
8" With 5/8" Bearing	017604	6	3.50	




Rubber-Tired Steel Hub Wheels / Heavy Duty • With Grease Fitting Includes bolts

DESCRIPTION	PART NO.	PER SACK	WEIGHT EA.	NOTES
8" With 3/4" Bearing	017610	1	6.21	



Rubber-Tired Aluminum Hub Wheels / With Grease Fitting • Includes bolts

DESCRIPTION	PART NO.	PER SACK	WEIGHT EA.	NOTES
8" With 5/8" Bearing	017606	6	3.75	



Rubber-Tired Pneumatic Steel Hub Wheels / • Includes bolts


DESCRIPTION	PART NO.	PER SACK	WEIGHT EA.	NOTES
8" With 5/8" Bearing	017615	1	2.90	



Single-Wheel Carriers / Pressed Steel – Galvanized • Includes bolts

Weld-on Type, 5/8" Axle.


DESCRIPTION	PART NO.	PER SACK	WEIGHT EA.	NOTES
1-5/8" Frame, 6" Wheel	018201	4	4.80	
1-5/8" Frame, 8" Wheel	018202	4	7.21	
1-7/8" Frame, 6" Wheel	018203	4	4.82	
1-7/8" Frame, 8" Wheel	018204	4	7.23	



Residential Double-Wheel Carriers / Pressed Steel – Galvanized Includes bolts

Clamp-on Type 5/8" Axle, 7" Wheel Base. For 1-5/8" or 1-7/8" Frame.


DESCRIPTION	PART NO.	PER SACK	WEIGHT EA.	NOTES
6" Wheel	018331	4	6.25	
8" Wheel	018332	4	9.25	



Industrial Double-Wheel Carriers / Pressed Steel – Galvanized • Includes bolts

Clamp-on Type 5/8" Axle, 12" Wheel Base. For 1-5/8" or 1-7/8" Frame.


DESCRIPTION	PART NO.	PER SACK	WEIGHT EA.	NOTES
6" Steel Hub Wheels	018301	4	8.50	
8" Steel Hub Wheels	018302	4	12.38	
8" Aluminum Hub Wheels with Grease Fitting	018304	4	10.80	
Carrier Only Without 6" Wheels	018306	4	5.34	
Carrier Only Without 8" Wheels	018307	4	5.66	



Heavy Duty Ground Carrier / Pressed Steel – Galvanized • Includes bolts

Clamp-on Type, Outrigger Fittings, 3/4" Axle, 21" Wheel Base. For 1-5/8" or 1-7/8" Frame.


DESCRIPTION	PART NO.	PER SACK	WEIGHT EA.	NOTES
8" Heavy Duty Steel Hub Wheels with Grease Fittings	018341	1	28.00.	



Rough N' Ready Carrier / Pressed Steel – Galvanized • Includes bolts

Clamp-on Type, 5/8" Axle, 12" Wheel Base. For 1-5/8" or 1-7/8" Frame.

DESCRIPTION	PART NO.	PER SACK	WEIGHT EA.	NOTES
8" Pneumatic Steel Hub Wheels	018344	1	28.00	




V-Groove Wheels / Malleable Iron • With Grease Fitting

With Bushing, without Axle.

DESCRIPTION	PART NO.	PER SACK	WEIGHT EA.	NOTES
4" Wheel	018371	4	5.00	
6" Wheel	018372	4	6.08	

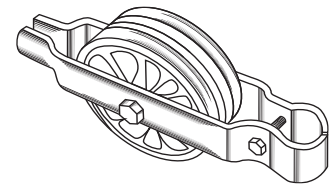
Use 5/8" Axle (sold separately).



V-Groove, Single-Wheel Carrier / Pressed Steel – Galvanized • Includes bolts

Weld-on Type, 5/8" Axle.

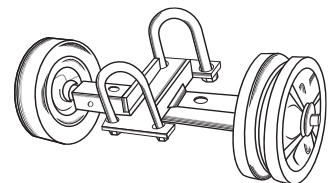
DESCRIPTION	PART NO.	PER SACK	WEIGHT EA.	NOTES
1-5/8" Frame, 6" Wheel	018271	4	9.00	



V-Groove, Double-Wheel Carrier / Pressed Steel – Galvanized • Includes bolts

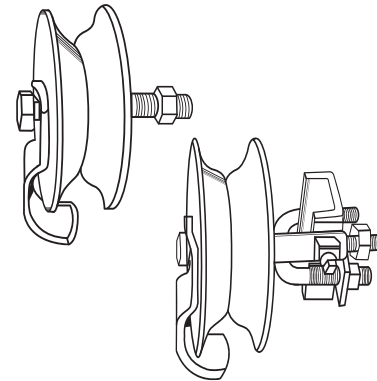
Clamp-on Type 5/8" Axle, 12" Wheel Base.

DESCRIPTION	PART NO.	PER SACK	WEIGHT EA.	NOTES
1-5/8" or 1-7/8" Frame	018273	4	12.00	



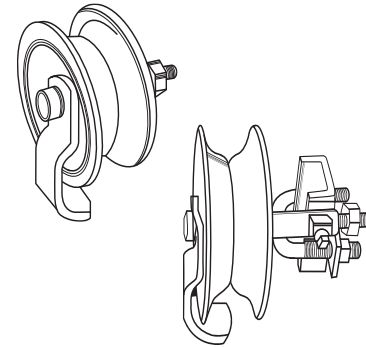
Safe-T Rear Wheel For 1-5/8" Pipe Track / Pressed Steel – Galvanized Includes bolts

DESCRIPTION	PART NO.	PER SACK	WEIGHT EA.	NOTES
5" Wheel	018421	10	2.90	
5" Wheel w/Bracket Assembly*	018422	4	4.55	
5" Wheel w/Bracket Assembly**	856V00	10	5.52	
7" Wheel	018418	10	2.90	
7" Wheel w/Bracket Assembly*	018419	4	4.55	
*Universal Holding Bracket Assembly for 1-5/8" or 1-7/8" Frame				
**Dual Bolt Bracket Assembly				
Universal Holding Bracket Only (With 6" Bolt)	018413	25	1.85	



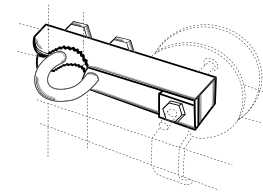
Safe-T Rear Wheel For 1-5/8" Pipe Track / Heavy Duty – Malleable Includes bolts with Grease Fitting

DESCRIPTION	PART NO.	PER SACK	WEIGHT EA.	NOTES
5" Wheel	018441	10	5.75	
5" Wheel w/Bracket Assembly*	018442	4	7.92	
*Universal Holding Bracket Assembly for 1-5/8" or 1-7/8" Frame				
Universal Holding Bracket Only (With 6" Bolt)	018413	25	1.85	



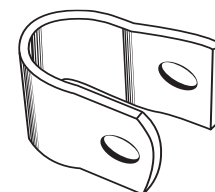
Clamp-On Roller Bracket / Heavy Duty • Pressed Steel – Galvanized Includes U-Bolt

DESCRIPTION	PART NO.	PER SACK	WEIGHT EA.	NOTES
1-5/8" or 1-7/8" Frame	018412	25	1.85	



Brackets For Rear Wheel / Pressed Steel – Galvanized

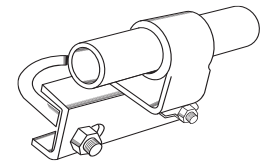
DESCRIPTION	PART NO.	PER SACK	WEIGHT EA.	NOTES
1-5/8" Gate Frame	018410	25	0.66	
1-7/8" Gate Frame	018411	25	0.68	



Safe-T Line Track Brackets 1-5/8" Pipe Track / Heavy Duty Pressed Steel – Galvanized • Includes bolts

DESCRIPTION	PART NO.	PER SACK	WEIGHT EA.	NOTES
For 1-5/8" or 1-7/8" Post	018561	20	2.55	
For 2-3/8" or 2-7/8" Post	018562	20	2.65	
For 4" Post	018631	20	2.92	

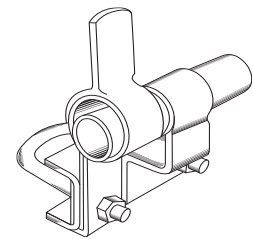
NOTE: Pat. No. 3,215,702



Safe-T End Track Brackets for 1-5/8" Pipe Track / Heavy Duty Pressed Steel – Galvanized • Includes bolts

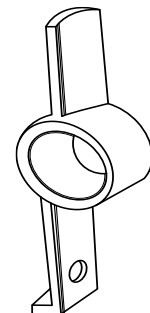
DESCRIPTION	PART NO.	PER SACK	WEIGHT EA.	NOTES
For 1-5/8" or 1-7/8" Post	018565	20	3.16	
For 2-3/8" or 2-7/8" Post	018566	20	3.29	

NOTE: Pat. No. 3,215,702



Safe-T Gate Stop for 1-5/8" Pipe Track / Pressed Steel – Galvanized

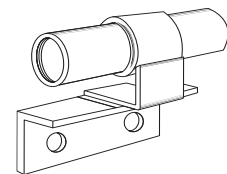
DESCRIPTION	PART NO.	PER SACK	WEIGHT EA.	NOTES
Heavy Duty	018569	20	0.71	



Flat-Back Line Track Bracket for 1-5/8" Pipe Track / Pressed Steel – Galvanized

DESCRIPTION	PART NO.	PER SACK	WEIGHT EA.	NOTES
Flat Back	018534	20	1.93	

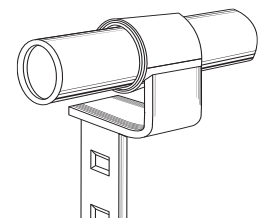
NOTE: For Flat Surface-Block Walls.



Band-Type Line Track Bracket for 1-5/8" Pipe Track / Pressed Steel – Galvanized

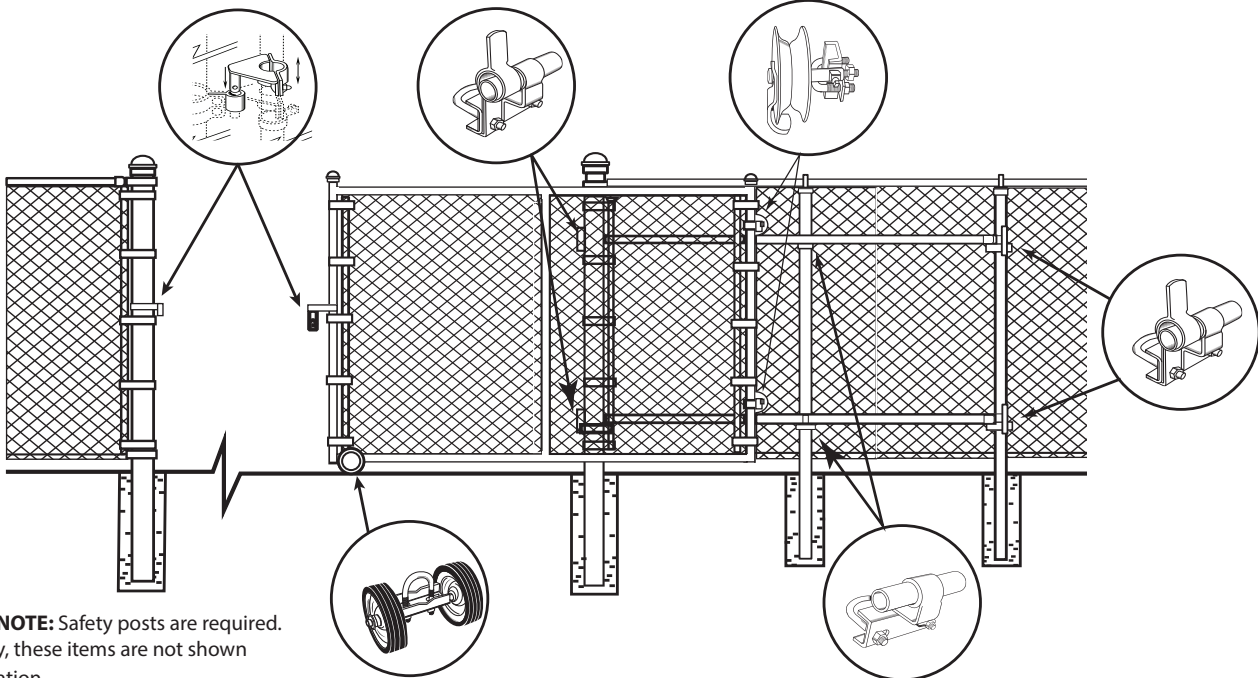
DESCRIPTION	PART NO.	PER SACK	WEIGHT EA.	NOTES
Universal	018538	20	1.38	

Use with two 1/8" x 1" Brace Bands (sold separately).



Safe-T Rolling Gate


Typical Residential Installation




SAFETY NOTE: Safety posts are required. For clarity, these items are not shown on illustration.

Safe-T Rolling Gate-Residential


Optional Carriers



Single-Wheel Carrier

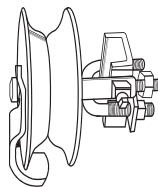


Residential Double-Wheel Carrier
7" wheel base

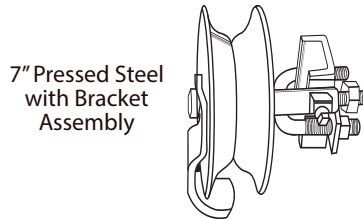


Industrial Double-Wheel Carrier
12" wheel base

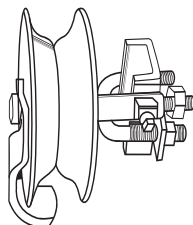
Optional Rear Wheels



5" Pressed Steel
with Bracket
Assembly



7" Pressed Steel
with Bracket
Assembly



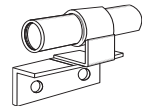
5" Malleable
with Bracket
Assembly

Optional Brackets

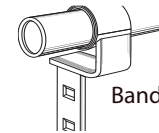
Line Bracket



Safe-T

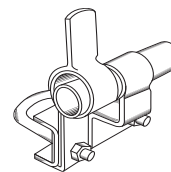


Flat Back



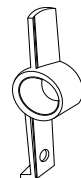
Band Type

End Bracket



Safe-T

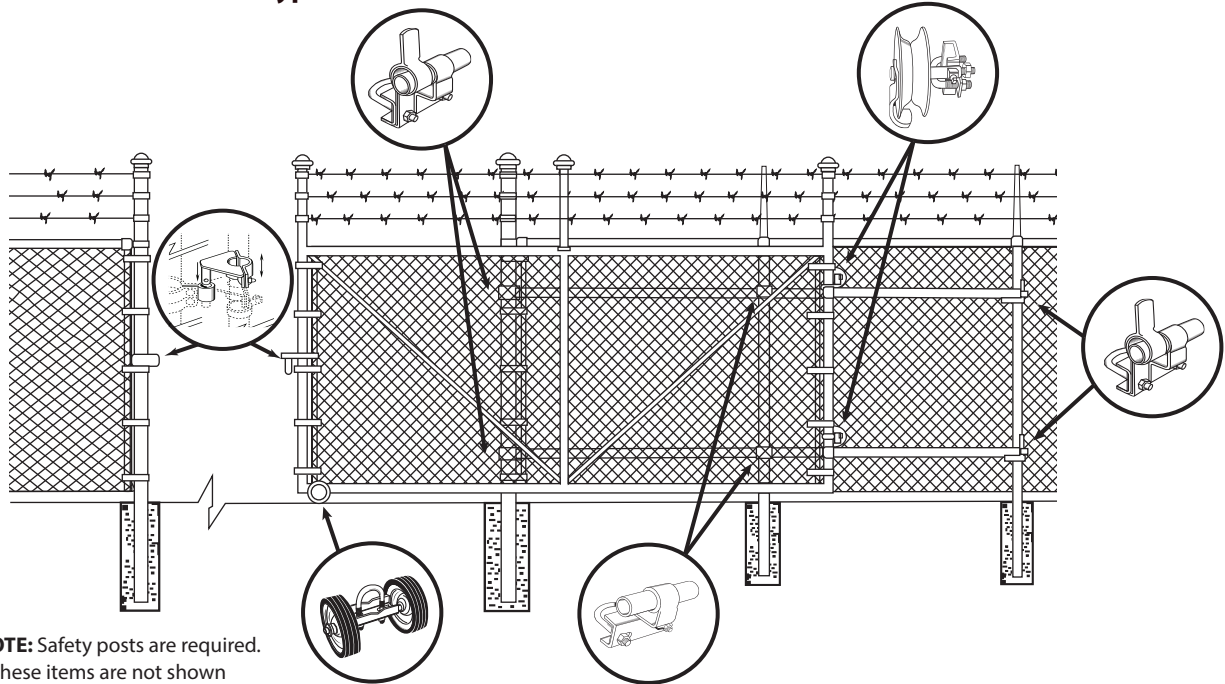
Safe-T Gate Stop



Heavy Duty

Safe-T Rolling Gate


Typical Industrial Installation With Barbed Wire




SAFETY NOTE: Safety posts are required. For clarity, these items are not shown on illustration.

Safe-T Rolling Gate-Industrial


Optional Carriers



Industrial Double-Wheel Carrier
12" wheel base

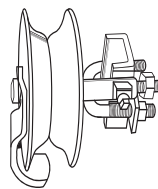


Heavy Duty Ground Carrier
21" wheel base

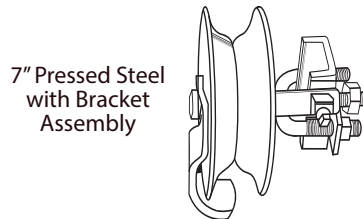


Rough N' Ready Carrier
12" wheel base

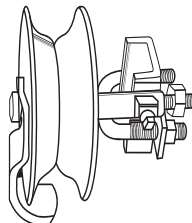
Optional Rear Wheels



5" Pressed Steel
with Bracket
Assembly



7" Pressed Steel
with Bracket
Assembly

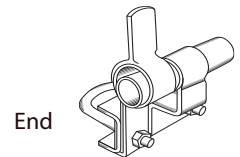


5" Malleable
with Bracket
Assembly

Optional Brackets

Band Type

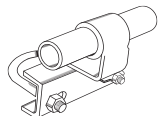
Universal



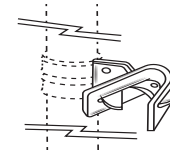
End



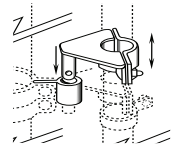
Line



Optional Latches

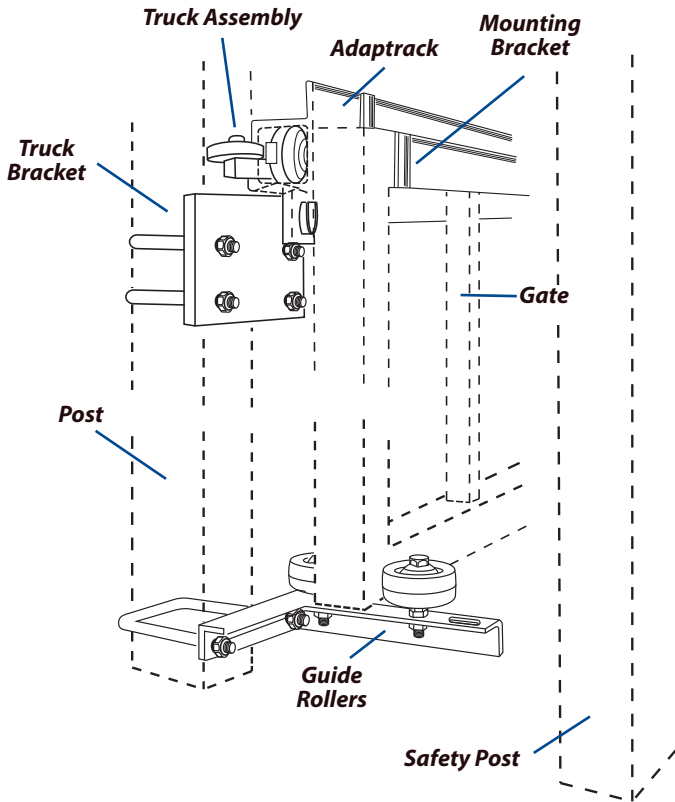


Offset
Lock N' Latch



Rulo
Latch

Adaptrack Gate Conversion Kit



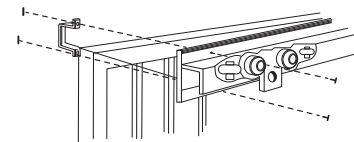
The adaptable conversion kit is a complete set of track, hardware and accessories designed to convert a standard gate into a smooth sliding cantilever gate. The track is a specially designed aluminum extrusion. The shape of the extrusion provides an enclosed chamber through which the truck assemblies roll. Brackets are included to mount the track to either round (2-3/8" O.D.) or square (2") horizontal top rails. The flat-back design of the track makes it possible to mount the track, without brackets, directly to the flat surface of a wood gate.

Adaptrack

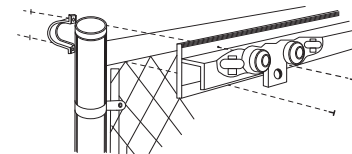
NOTE: APPROXIMATELY 4" FROM FACE OF POST TO FACE OF GATE FRAME.

Adaptrack Gate Conversion Kit

PART NO. SQUARE	PART NO. ROUND	WEIGHT	GATE OPENING	CANTILEVER EXT. LENGTH	TRACK LENGTH SUPPLIED	NOTES
—	018427	104.0	10'	6'	16' 3"	
—	018428	112.0	12'	6'	18' 3"	
018390	—	120.0	14'	6'	20' 3"	
018391	018430	144.0	16'	10'	10' 3" (1) + 16' 3" (1)	
018392	018443	152.0	18'	10'	10' 3" (1) + 18' 3" (1)	
018393	018444	160.0	20'	10'	10' 3" (1) + 20' 3" (1)	
018394	018445	168.0	22'	10'	16' 3" (1) + 16' 3" (1)	
—	018446	176.0	24'	10'	16' 3" (1) + 18' 3" (1)	
—	018447	184.0	26'	10'	18' 3" (1) + 18' 3" (1)	
018426	018449	200.0	30'	10'	20' 3" (1) + 20' 3" (1)	



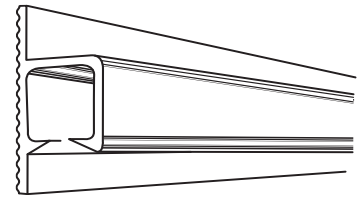
Square Frame Kit



Round Frame Kit

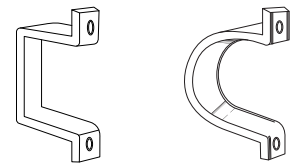
Adaptrack

DESCRIPTION	PART NO.	WEIGHT EA.	NOTES
10' 3"	018501	40.00	
16' 3"	018502	64.00	
18' 3"	018503	72.00	
20' 3"	018504	80.00	



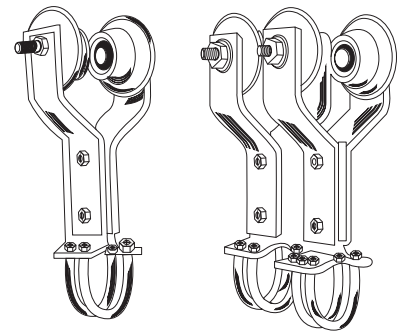
Adaptrack Mounting Brackets

DESCRIPTION	PART NO.	WEIGHT EA.	NOTES
2" Square	018505	0.50	
2-3/8" Round	018506	0.50	



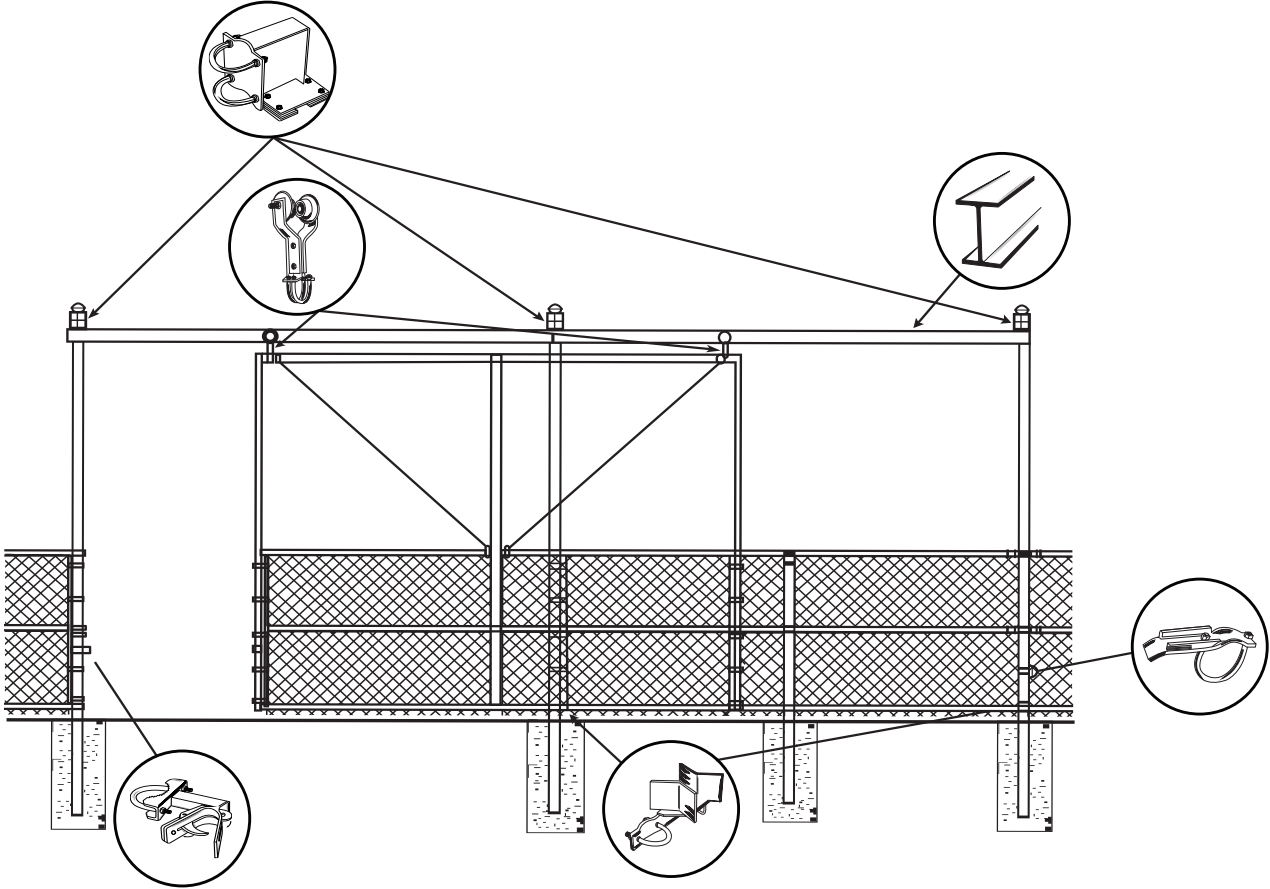
Trolley Assembly / For 6" I-Beam

DESCRIPTION	PART NO.	PER SACK	WEIGHT EA.	NOTES
Single Trolley	017675	4	9.00	
Double Trolley	017677	2	18.00	



Overhead Rolling Gate

Typical Industrial Installation

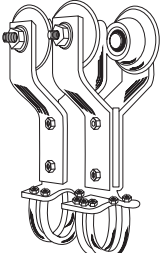


SAFETY NOTE: Safety posts are required. For clarity, these items are not shown on illustration.

Optional Trollies

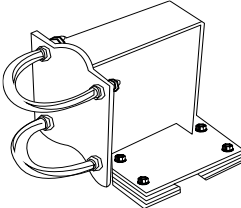


Single

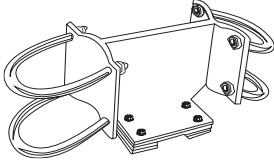


Double

Optional Hangers



Single Post



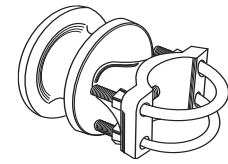
Double Post

Cantilever Gate Roller Assembly / Light Industrial – Aluminum

For use on 14' opening or less

NOTE: Includes bolts.

DESCRIPTION	PART NO.	PER SACK	WEIGHT EA.	NOTES
2-3/8" (post) x 1-5/8" (roller)	018374	4	2.82	

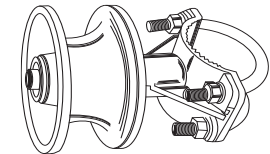


Cantilever Gate Roller Assembly / Malleable Iron – Galvanized

Must use cover.

NOTE: Includes bolts.


DESCRIPTION	PART NO.	PER SACK	WEIGHT EA.	NOTES
2-7/8" (post) x 2-3/8" (roller)	018382	4	15.80	
4" (post) x 2-3/8" (roller)	018384	4	16.50	
6-5/8" (post) x 2-3/8" (roller)	018385	4	26.00	
8-5/8" (post) x 2-3/8" (roller)	006908	4	19.00	



Load Master Cantilever Gate Roller / Heavy Industrial • Malleable Iron – Galvanized

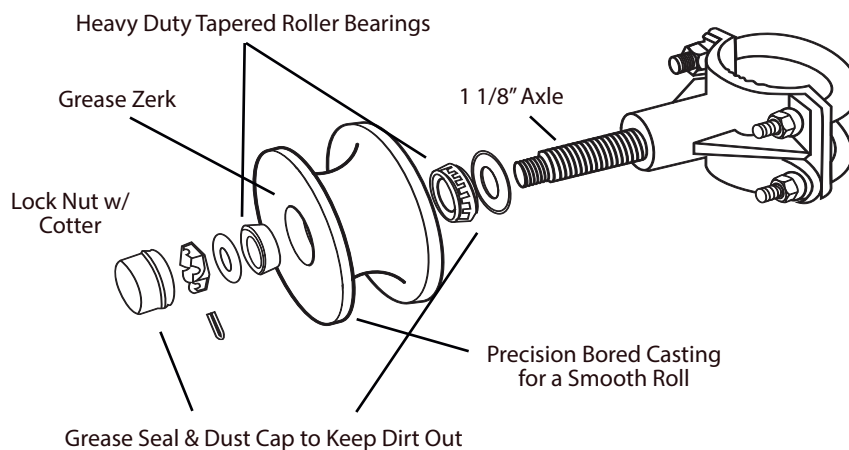
NOTE: Includes bolts.

DESCRIPTION	PART NO.	PER SACK	WEIGHT EA.	NOTES
4" (post) x 2-3/8" (roller)	018387	4	16.00	



Load Master™

(Loadmaster exploded)



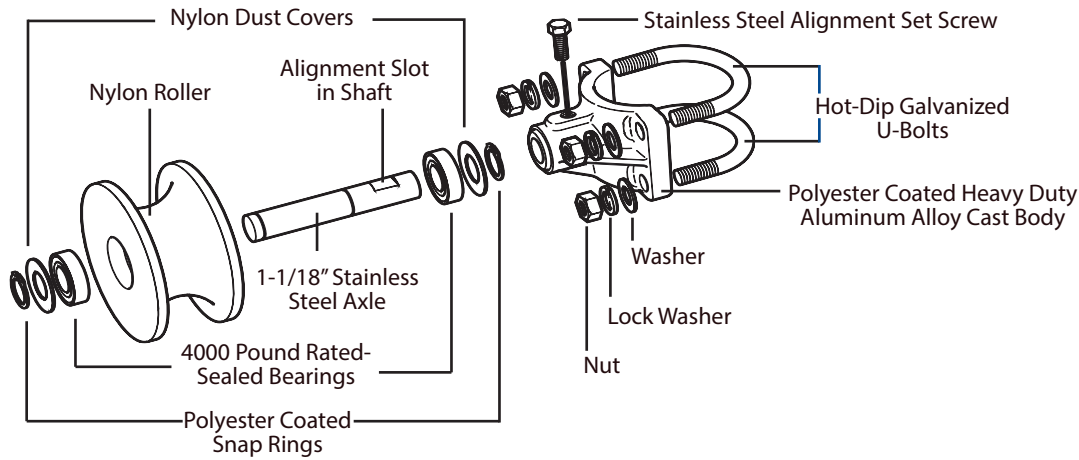
Features

- Heavy Duty Tapered Roller Bearings
- Ideal for Heavy Gates
- Handles the Swaying Action of the Gate as it Travels
- Malleable Iron Construction

SAFETY NOTE: All cantilever rollers require roller covers or guards.

Load Master™ II Nylon Cantilever Roller

(Loadmaster exploded)



- 4000 Pound rating operates the heaviest of gates
- Sealed bearings provide maintenance-free operation
- Strong aluminum alloy cast body for durability
- Easy rolling for manual and electrically operated gates
- UV impregnated nylon/fiberglass wheel for discoloration protection

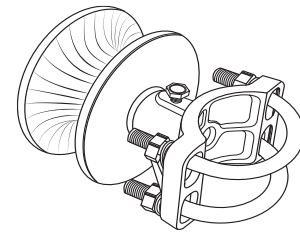
- 1-1/8" Stainless steel shaft for added strength and corrosion protection
- Slot in axle and set screw allows wheel to move in and out of body for perfect alignment
- Nylon dust covers to prevent damage to the bearing on each end of the shaft
- Polyester coated body to eliminate oxidation
- Polyester coated snap rings to prevent rust

Load Master™ II Nylon Cantilever Gate Rollers / Heavy Industrial Aluminum Alloy Cast Body

NOTE: Includes bolts.

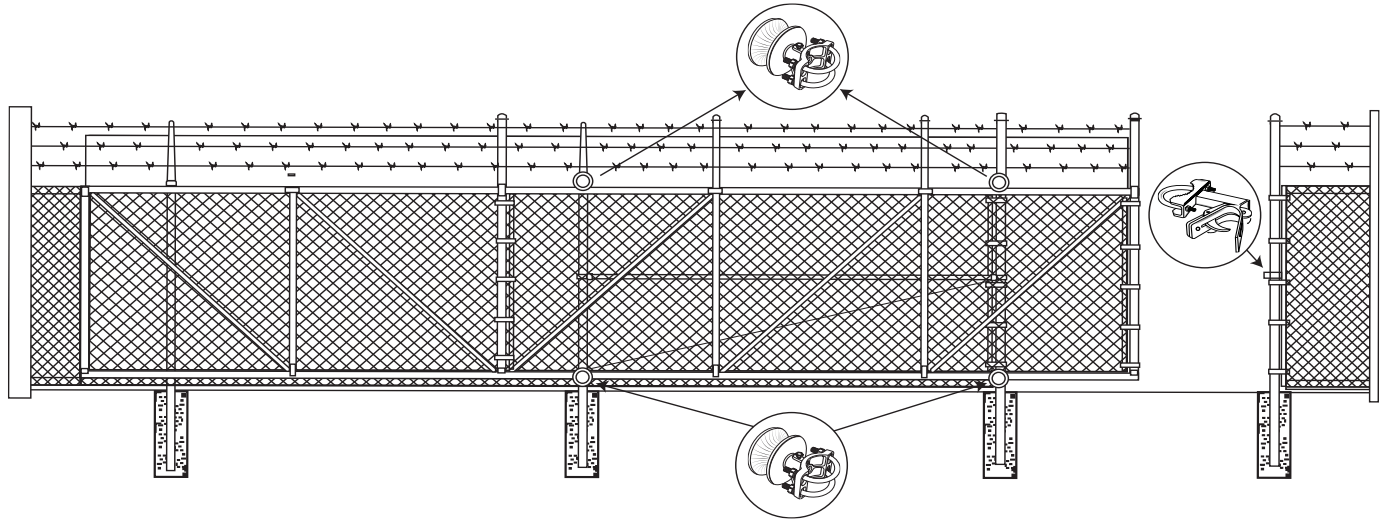
DESCRIPTION	PART NO.	PER SACK	WEIGHT EA.	NOTES
2-7/8" Post x 2-3/8" Roller	194K00	4	10.10	
4" Post x 2-3/8" Roller with Cover	018349	2	11.29	
4" Post x 2-3/8" Roller	018369	4	10.10	
6-5/8" Post x 2-3/8" Roller with Cover	018351	2	11.29	
6-5/8" Post x 2-3/8" Roller	018350	4	13.20	
Covers (fits all sizes)	018348	4	1.19	
Stop/Guard Covers (fits all sizes)	018355	4	1.19	

SAFETY NOTE: All cantilever rollers require roller covers or guards.



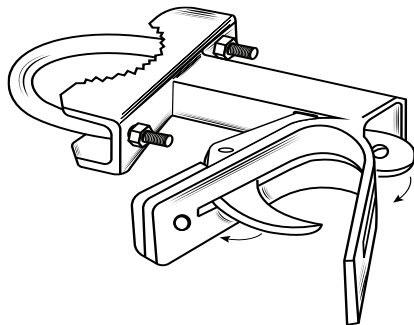
5-Year Limited Warranty

Cantilever Rolling Gate Typical Industrial Installation with Barbed Wire

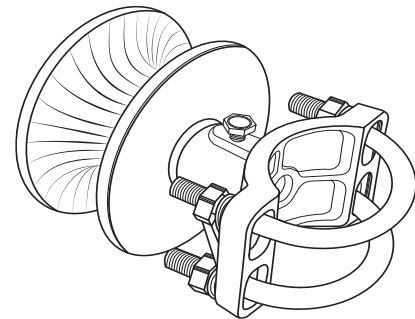


SAFETY NOTE: Safety posts and roller covers/guards are required. For clarity, these items are not shown in illustration

Cantilever Latch

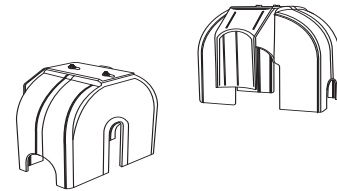


**Load Master™ II
Cantilever Gate Roller**



Roll-R Cover / For Cantilever Rollers

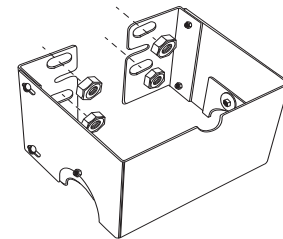
- Fits 2-7/8" or 4" post and 2-3/8" roller.
- For top rollers only.
- Requires 2-1/2" cut-out when used with Load Master rollers



DESCRIPTION	PART NO.	PER CASE	WEIGHT EA.	NOTES
Roll-R Cover Pressed Steel	018383	2	4.10	
Roll-R Cover "Protector"	018380	2	2.50	

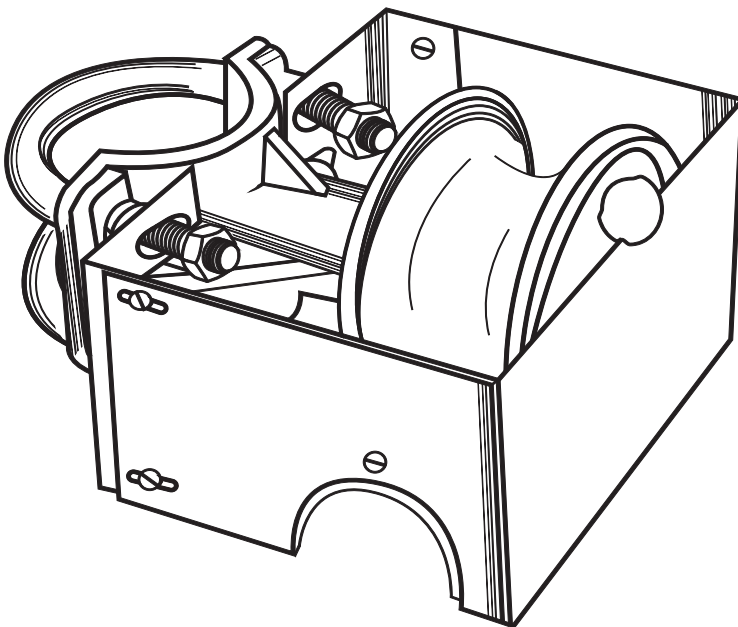
Roll-R Guard / For Cantilever Rollers • Pressed Steel – Galvanized

- Fits 2-7/8" or 4" post and 2-3/8" roller.
- Can be used on top and bottom rollers.
- Nonmetallic shields for quieter operation.
- Easy installation.
- No drilling required.
- Includes nuts



DESCRIPTION	PART NO.	PER CASE	WEIGHT EA.	NOTES
Roll-R Guard	018381	4	5.00	

Roll-R Guard



Features

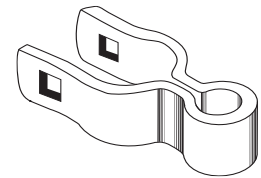
- Heavy Duty
- Pressed Steel
- Hot Dip Galvanized
- Easy Installation

SAFETY NOTE: All cantilever rollers require roller covers or guards.

Gate Frame Hinge - Domestic / Regular • Pressed Steel – Galvanized

DESCRIPTION	PART NO.	PER SACK	WEIGHT EA.	NOTES
1-3/8" x 5/8"	14104D	100	.31	

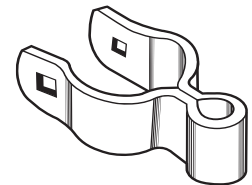
Use 3/8" x 2" Carriage Bolt – Pt. #010706



Gate Frame Hinge - Domestic / Heavy Duty • Pressed Steel – Galvanized

DESCRIPTION	PART NO.	PER SACK	WEIGHT EA.	NOTES
1-5/8" x 5/8"	14105D	50	.52	

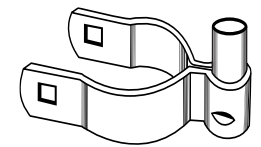
Use 3/8" x 2-1/4" Carriage Bolt – Pt. #010707



Post Hinge - Domestic / Heavy Duty • Pressed Steel – Galvanized

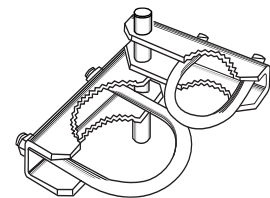
DESCRIPTION	PART NO.	PER SACK	WEIGHT EA.	NOTES
2-7/8" x 5/8"	014310	50	1.11	

Use 3/8" x 3-1/2" Carriage Bolt – Pt. #010712



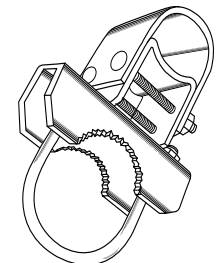
180° Industrial Hinges - Domestic / Pressed Steel – Galvanized

DESCRIPTION	PART NO.	PER SACK	WEIGHT EA.	NOTES
2-3/8" x 1-5/8" or 1-7/8"	15601D	10	3.00	
2-7/8" x 1-5/8" or 1-7/8"	05603D	10	3.20	
4" x 1-5/8" or 1-7/8"	15605D	10	4.20	
6-5/8" x 1-5/8" or 1-7/8"	15607D	4	6.00	



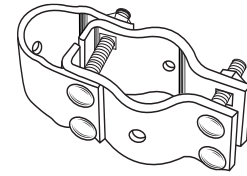
Bulldog Industrial Hinges - Domestic / Pressed Steel – Galvanized

DESCRIPTION	PART NO.	PER SACK	WEIGHT EA.	NOTES
2-3/8" x 1-5/8" or 1-7/8"	15671D	10	3.20	
2-7/8" x 1-5/8" or 1-7/8"	15672D	10	3.30	
4" x 1-5/8" or 1-7/8"	15674D	10	3.70	
6-5/8" x 1-5/8" or 1-7/8"	15676D	4	5.90	



Steel Gate Hinges - Domestic / Pressed Steel - Galvanized

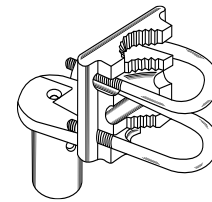
DESCRIPTION	PART NO.	PER SACK	WEIGHT EA.	NOTES
2-7/8" x 1-5/8"	15624D	10	3.70	
2-7/8" x 1-7/8"	15625D	10	4.00	
4" x 1-5/8"	15628D	10	4.50	
4" x 1-7/8"	15629D	10	4.50	



180° Offset Adapter - Domestic / Malleable Iron - Galvanized Includes U-Bolts

DESCRIPTION	PART NO.	PER SACK	WEIGHT EA.	NOTES
1-7/8" Gate Frame	005440	10	5.00	

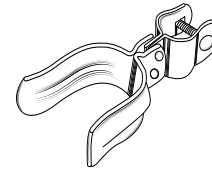
NOTE: Use with 1-7/8" Nosepiece on Industrial Box, Bulldog, and Steel Gate Hinges.



Fork Latch Assembly - Domestic / Heavy Duty - Pressed Steel - Galvanized Includes bolts

DESCRIPTION	PART NO.	PER SACK	WEIGHT EA.	NOTES
1-5/8" x 2-7/8"	16758D	25	1.14	
1-7/8" x 4"	007576	25	1.27	

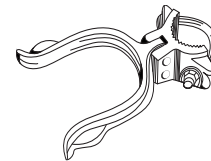
NOTE: This item is assembled.



Fork Latch Assembly - Domestic / Malleable Iron - Galvanized

NOTE: This item is assembled, includes bolts.

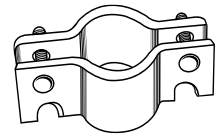
DESCRIPTION	PART NO.	PER SACK	WEIGHT EA.	NOTES
1-5/8" x 2-7/8"	16606D	25	1.61	
1-7/8" x 2-7/8"	16608D	20	1.65	



Fork Latch Hangers (Collars) - Domestic / Regular • Pressed Steel – Galvanized

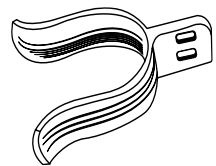
DESCRIPTION	PART NO.	PER SACK	WEIGHT EA.	NOTES
1-5/8"	16732D	100	0.50	
1-7/8"	16733D	100	0.56	

Use 5/16" x 1-1/4" Carriage Bolt – Pt. #010701



Fork - Domestic / Heavy Duty • Pressed Steel – Galvanized

DESCRIPTION	PART NO.	PER SACK	WEIGHT EA.	NOTES
2-7/8"	16725D	50	0.52	

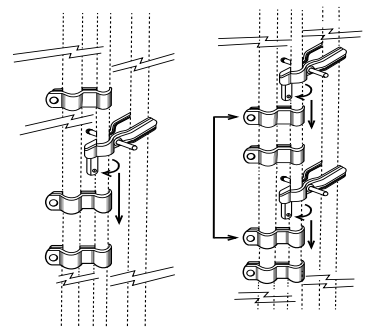


Industrial Latches - Domestic / Pressed Steel – Galvanized

NOTE: Optional with 4 Guides and 2 Forks at extra cost.

DESCRIPTION	PART NO.	PER SACK	WEIGHT EA.	NOTES
1-7/8" Assembly	17202D	10	4.98	
Assembly includes: 1 Fork, 3 Guides, Bolts. Drop Rod not included.				
1-5/8" Guide Only	17211D	75	0.99	
Use 3/8" x 2-1/4" Carriage Bolt – Pt. #010707				
1-7/8" Guide Only	17212D	75	1.05	
Use 3/8" x 2-1/2" Carriage Bolt – Pt. #010708				
1-5/8" Fork Only	17213D	25	1.54	
1-7/8" Fork Only	17214D	25	1.56	
1-7/8" Assembly with Drop Rod	17218D	10	12.00	

Assembly with Drop Rod includes: Fork, 3 Guides, Bolts, 1-3/8" x 7' Drop Rod – w/ Fork welded to Rod.




V-Groove Wheels - Domestic / Steel • With Grease Fitting

With Bushing, without Axle

NOTE: Use 5/8" Axle (sold separately).

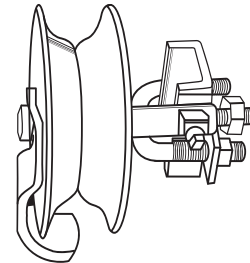
DESCRIPTION	PART NO.	PER SACK	WEIGHT EA.	NOTES
4" Wheel	400100	4	5.20	
6" Wheel	401100	4	12.76	



Safe-T Rear Wheel For 1-5/8" Pipe Track - Domestic / Pressed Steel – Galvanized • Includes bolts

DESCRIPTION	PART NO.	PER SACK	WEIGHT EA.	NOTES
5" Wheel w/Bracket Assembly*	18422D	4	4.25	

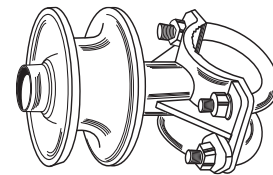
*Universal Holding Bracket Assembly for 1-5/8" or 1-7/8" Frame



Cantilever Gate Roller Assembly - Domestic / Malleable Iron – Galvanized Includes bolts

DESCRIPTION	PART NO.	PER SACK	WEIGHT EA.	NOTES
2-7/8" (post) x 2-3/8" (roller)	018396	4	18.00	
4" (post) x 2-3/8" (roller)	018397	4	18.00	
6-5/8" (post) x 2-3/8" (roller)	018398	4	18.00	

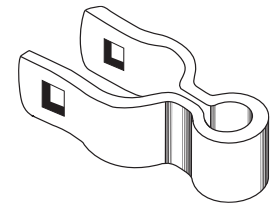
NOTE: Must use cover.



Frame Hinges / Regular • Pressed Steel – Galvanized • Polyester

DESCRIPTION	PART NO.	BOX QTY.	WEIGHT EA.	NOTES
1-3/8" x 5/8"	60863_	50	0.50	
1-5/8" x 5/8"	60881_	25	0.60	

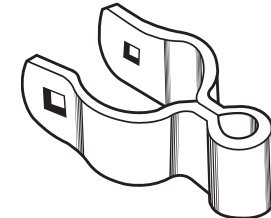
Use 3/8" x 2" Carriage Bolt – Pt. #010706



Frame Hinge / Heavy Duty • Pressed Steel – Galvanized • Polyester

DESCRIPTION	PART NO.	PER SACK	WEIGHT EA.	NOTES
1-3/8" x 5/8"	63457_	100	.38	

Use 3/8" x 2-1/4" Carriage Bolt – Pt. #010707



Post Hinges / Regular • Pressed Steel – Galvanized • Polyester

DESCRIPTION	PART NO.	PER SACK	WEIGHT EA.	NOTES
1-7/8" x 5/8"	60897_	25	0.62	

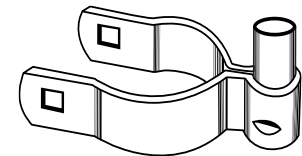
Use 3/8" x 2-1/4" Carriage Bolt – Pt. #010707

2-3/8" x 5/8"	60898_	25	0.68	
---------------	--------	----	------	--

Use 3/8" x 3" Carriage Bolt – Pt. #010710

2-7/8" x 5/8"	60939_	25	1.11	
---------------	--------	----	------	--

Use 3/8" x 3-1/2" Carriage Bolt – Pt. #010712



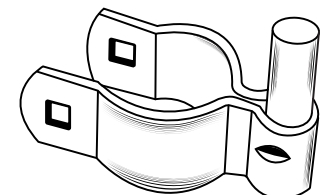
Post Hinges / Heavy Duty • Pressed Steel – Galvanized • Polyester

DESCRIPTION	PART NO.	PER SACK	WEIGHT EA.	NOTES
1-7/8" x 5/8"	63460_	25	.62	

Use 3/8" x 2-1/4" Carriage Bolt – Pt. #010707

2-3/8" x 5/8"	63459_	25	.62	
---------------	--------	----	-----	--

Use 3/8" x 3" Carriage Bolt – Pt. #010710



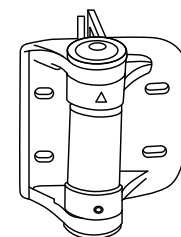
TruClose Hinge by D&D / Black Polymer • Includes fasteners

DESCRIPTION	PART NO.	PER SACK	WEIGHT PR.	NOTES
2-3/8 to 2-7/8 x 1-5/8 to 1-7/8 TCHDRND1-MK2	198012	10	2.20	

NOTE: Requires 1" spacing between Gate Post and Gate Frame.

Add the following number to the part no. for desired color:

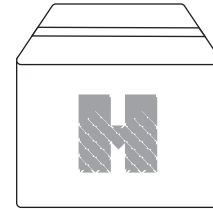
1-Forest Green 2-Midnight Black 3-Sierra Brown



Single Swing Gate Hardware Sets / Pressed Steel - Galvanized • Polyester

DESCRIPTION	PART NO.	BOX QTY.	WEIGHT EA.	NOTES
2-3/8" x 1-3/8"	68195_	6	2.85	

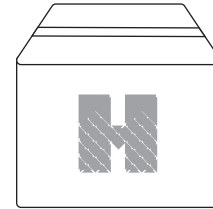
Includes 2 Frame Hinges, 2 Post Hinges, 1 Fork Latch Assembly, Bolts.



Double Swing Gate Hardware Sets / Pressed Steel - Galvanized • Polyester

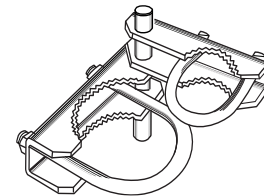
DESCRIPTION	PART NO.	BOX QTY.	WEIGHT EA.	NOTES
2-3/8" x 1-3/8"	68196_	6	4.00	

Includes 4 Frame Hinges, 4 Post Hinges, Bolts. Without Latch.



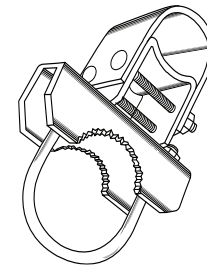
180° Industrial Hinges / Pressed Steel - Galvanized • Polyester

DESCRIPTION	PART NO.	PER SACK	WEIGHT EA.	NOTES
2-3/8" x 1-5/8" or 1-7/8"	61091_	4	3.20	
2-7/8" x 1-5/8" or 1-7/8"	61092_	4	3.20	
4" x 1-5/8" or 1-7/8"	60020_	4	4.20	
6-5/8" x 1-5/8" or 1-7/8"	60021_	4	6.00	



Bulldog Industrial Hinges / Pressed Steel - Galvanized • Polyester

DESCRIPTION	PART NO.	PER SACK	WEIGHT EA.	NOTES
2-3/8" x 1-5/8" or 1-7/8"	60023_	10	3.20	
2-7/8" x 1-5/8" or 1-7/8"	61066_	10	3.30	
4" x 1-5/8" or 1-7/8"	61070_	10	3.70	
6-5/8" x 1-5/8" or 1-7/8"	61073_	10	5.90	



Magna Latches by D&D / Black Polymer

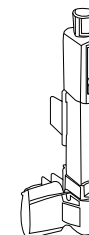
DESCRIPTION	PART NO.	PER SACK	WEIGHT EA.	NOTES
Top Pull - S3	009449	10	1.71	
Vertical Pull - S3	009450	10	1.38	
Round Post Adapter - S3	814X00	10	0.40	

NOTE: The Round Post Adapter fits a 1-3/8" to 1-5/8" frame and a 1-7/8" to 2-7/8" post.

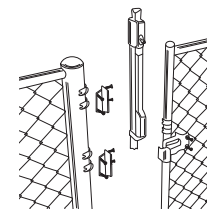
Top Pull



Vertical Pull



Round Post Adapter



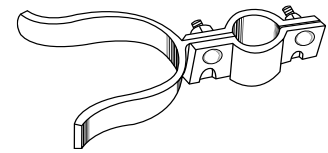
Add the following number to the part no. for desired color:
1-Forest Green 2-Midnight Black 3-Sierra Brown

Fork Latch Assembly / Regular • Pressed Steel - Galvanized • Polyester

Includes bolts

DESCRIPTION	PART NO.	PER SACK	WEIGHT EA.	NOTES
1-3/8" x 1-7/8"	61134_	10	0.96	
1-3/8" x 2-3/8"	63494_	10	1.02	
1-3/8" x 2-7/8"	63495_	10	1.08	
1-5/8" x 1-7/8"	61136_	10	1.10	
1-5/8" x 2-7/8"	61156_	10	1.11	
1-7/8" x 2-7/8"	61159_	10	1.72	

NOTE: This item is assembled.

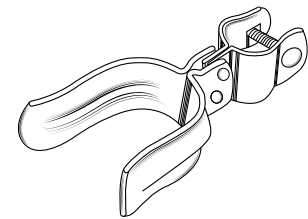


Fork Latch Assembly / Heavy Duty • Pressed Steel - Galvanized • Polyester

Includes bolts

DESCRIPTION	PART NO.	PER SACK	WEIGHT EA.	NOTES
1-3/8" x 2-3/8"	61135_	10	0.94	
1-5/8" x 2-3/8"	61139_	10	1.08	
1-5/8" x 2-7/8"	61140_	10	1.25	
1-5/8" x 4"	61141_	10	1.40	

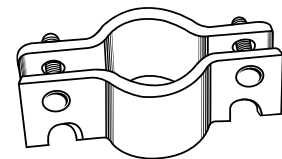
NOTE: This item is assembled.



Fork Latch Hangers (Collars) / Pressed Steel - Galvanized • Polyester

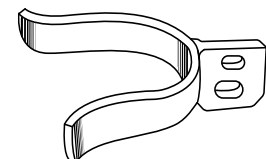
DESCRIPTION	PART NO.	BOX QTY.	WEIGHT EA.	NOTES
1-3/8"	60029_	50	.43	
1-5/8"	60025_	25	.50	

Use 5/16" x 1-1/4" Carriage Bolt - Pt. #010701 or Pt. #62201_ (Spectra)



Forks / Heavy Duty • Pressed Steel - Galvanized • Polyester

DESCRIPTION	PART NO.	BOX QTY.	WEIGHT EA.	NOTES
2-3/8"	61118_	25	.50	
2-7/8"	60022_	25	.55	



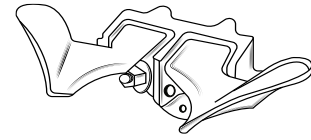
Add the following number to the part no. for desired color:

1-Forest Green 2-Midnight Black 3-Sierra Brown

Butterfly Latches / Pressed Steel Ear - Aluminum Back • Polyester • Includes bolts

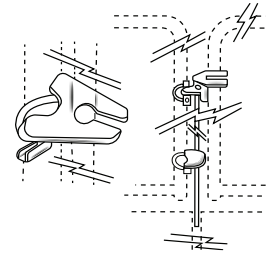
DESCRIPTION	PART NO.	BOX QTY.	WEIGHT EA.	NOTES
1-3/8" x 2-3/8"	61212_	10	1.30	

NOTE: This item is assembled.



E-Z Latches / Galvanized Steel Rod and Guides • Polyester

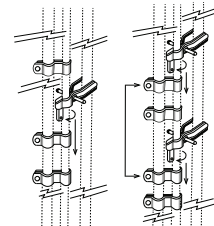
DESCRIPTION	PART NO.	BOX QTY.	WEIGHT EA.	NOTES
1-3/8" x 42" Assembly	61277_	10	3.60	
Assembly includes: 1 Rod, 2 Guides, Bolts				
36" Rod Only	61145_	10	2.12	
42" Rod Only	61281_	10	1.40	
Guide Only with U-Bolt	61280_	20	0.43	



Industrial Latches for Drop Rod / Pressed Steel - Galvanized • Polyester

DESCRIPTION	PART NO.	BOX QTY.	WEIGHT EA.	NOTES
1-5/8"	61311_	1	4.80	
1-7/8"	61312_	1	5.20	

Assembly includes 1 Fork, 3 Guides, and Bolts. Drop rod not included

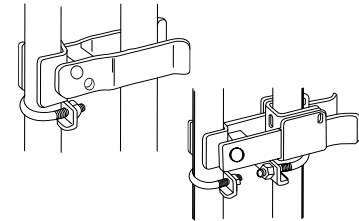


Optional 4+2

Strong Arm Latches / Galvanized Steel • Polyester • Black

DESCRIPTION	PART NO.	PER CTN.	WEIGHT EA.	NOTES
2-3/8" Post	017326	12	5.50	
2-7/8" Post	017327	12	5.50	
4" Post	017328	12	5.50	
For single swing gates - 1-5/8" or 1-7/8" Gate Frame.				
1-5/8" to 1-7/8" Frame	017325	12	9.00	
For double swing gates.				

Single Swing Gate



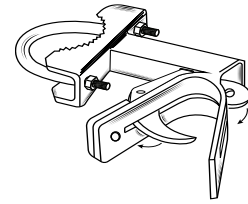
Double Swing Gate

Add the following number to the part no. for desired color:
1-Forest Green 2-Midnight Black 3-Sierra Brown

Cantilever Latches / Pressed Steel - Galvanized • Polyester • Includes bolts

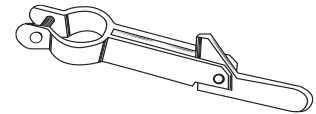
DESCRIPTION	PART NO.	BOX QTY.	WEIGHT EA.	NOTES
2-7/8" Post	48154_	4	5.00	
4" Post	48155_	4	5.00	

NOTE: For 1-5/8" or 1-7/8" Gate Frame. Approximately 4-1/2" from face of post to center of gate frame.



Gate Keeper / Pressed Steel - Galvanized • Polyester • Includes bolts

DESCRIPTION	PART NO.	BOX QTY.	WEIGHT EA.	NOTES
1-5/8"	48151_	10	1.00	



Gate Scrolls / One Piece Aluminum • Polyester

DESCRIPTION	PART NO.	BOX QTY.	WEIGHT EA.	NOTES
18"	61371_	10	.27	
24"	61372_	10	.33	



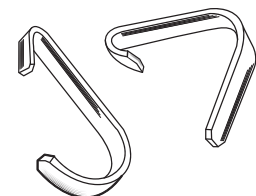
Gate Scrolls / Three-Piece Pressed Steel - Galvanized • Polyester

DESCRIPTION	PART NO.	PER SACK	WEIGHT EA.	NOTES
18"	61373_	10	1.12	



Gate Clips / Polyester


DESCRIPTION	PART NO.	BOX QTY.	WEIGHT EA.	NOTES
1-3/8" x 5/8"	61665_	250	.13	



Add the following number to the part no. for desired color:
1-Forest Green 2-Midnight Black 3-Sierra Brown

Industrial Double-Wheel Carriers / Pressed Steel - Galvanized • Polyester Includes bolts

Clamp On Style, 5/8" Axle, 12" Wheel Base. For 1-5/8" or 1-7/8" Frame.

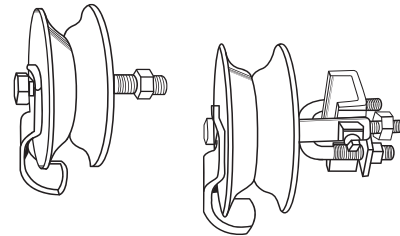


DESCRIPTION	PART NO.	BOX QTY.	WEIGHT EA.	NOTES
6" Steel Hub Wheels	61718_	1	9.00	
8" Steel Hub Wheels	61722_	1	12.00	

Safe-T Rear Wheel For 1-5/8" Pipe Track / Pressed Steel - Galvanized Polyester • Includes bolt

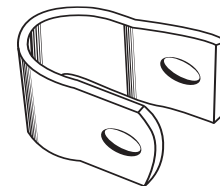
DESCRIPTION	PART NO.	BOX QTY.	WEIGHT EA.	NOTES
5" Wheel	61730_	10	2.90	
5" Wheel w/Bracket Assembly*	48204_	4	4.55	

*Universal Holding Bracket Assembly for 1-5/8" or 1-7/8" Frame



Brackets For Rear Wheel / Pressed Steel - Galvanized • Polyester

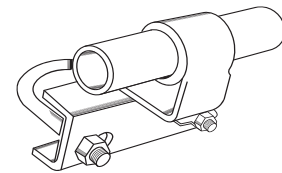
DESCRIPTION	PART NO.	BOX QTY.	WEIGHT EA.	NOTES
1-5/8" Gate Frame	61734_	10	.71	
1-7/8" Gate Frame	61735_	10	.83	



Safe-T Line Track Brackets for 1-5/8" Pipe Track / Heavy Duty • Pressed Steel - Galvanized • Polyester • Includes bolts

DESCRIPTION	PART NO.	PER SACK	WEIGHT EA.	NOTES
For 1-5/8" or 1-7/8" Post	61737_	20	2.55	
For 2-3/8" or 2-7/8" Post	61739_	20	2.65	

NOTE: Pat. No. 3,215,702

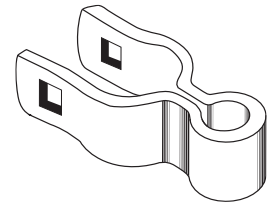


Add the following number to the part no. for desired color:
1-Forest Green 2-Midnight Black 3-Sierra Brown

Frame Hinge / Regular • Pressed Steel – Galvanized • Heavy Mil

DESCRIPTION	PART NO.	BOX QTY.	WEIGHT EA.	NOTES
1-3/8" x 5/8"	48053_	50	.38	

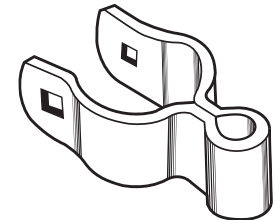
Use 3/8" x 2" Carriage Bolt – Pt. #010706



Frame Hinges / Heavy Duty • Pressed Steel – Galvanized • Heavy Mil

DESCRIPTION	PART NO.	PER SACK	WEIGHT EA.	NOTES
1-5/8" x 5/8"	48030_	25	.60	
1-7/8" x 5/8"	48032_	25	.68	

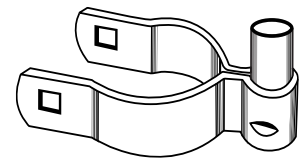
Use 3/8" x 2-1/4" Carriage Bolt – Pt. #010707



Post Hinges / Regular • Pressed Steel – Galvanized • Heavy Mil

DESCRIPTION	PART NO.	PER SACK	WEIGHT EA.	NOTES
1-5/8" x 5/8"	48218_	25	.52	
1-7/8" x 5/8"	48141_	25	.62	

Use 3/8" x 2-1/4" Carriage Bolt – Pt. #010707



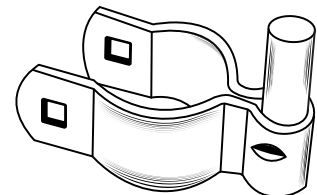
2-3/8" x 5/8"	48142_	25	.68	
---------------	--------	----	-----	--

Use 3/8" x 3" Carriage Bolt – Pt. #010710

Post Hinges / Heavy Duty • Pressed Steel – Galvanized • Heavy Mil

DESCRIPTION	PART NO.	PER SACK	WEIGHT EA.	NOTES
2-7/8" x 5/8"	48143_	25	1.17	

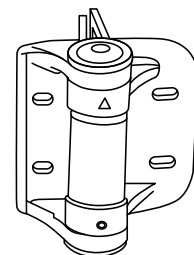
Use 3/8" x 3-1/2" Carriage Bolt – Pt. #010712



TruClose Hinge by D&D / Black Polymer • Includes fasteners

DESCRIPTION	PART NO.	PER SACK	WEIGHT PR.	NOTES
2-3/8 to 2-7/8 x 1-5/8 to 1-7/8 TCHDRND1-MK2	198012	10	2.20	

NOTE: Requires 1" spacing between Gate Post and Gate Frame.



Add the following number to the part no. for desired color:

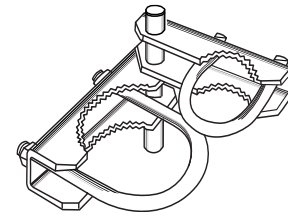
1-Forest Green 2-Midnight Black 3-Sierra Brown

Chain Link - Heavy Mil Gate Fittings



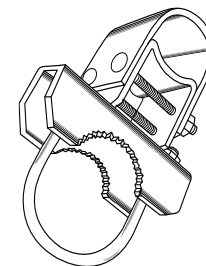
180° Industrial Hinges / Pressed Steel – Galvanized • Heavy Mil

DESCRIPTION	PART NO.	PER SACK	WEIGHT EA.	NOTES
2-3/8" x 1-5/8" or 1-7/8"	48037_	4	3.20	
2-7/8" x 1-5/8" or 1-7/8"	48038_	4	3.20	
4" x 1-5/8" or 1-7/8"	48039_	4	4.20	
6-5/8" x 1-5/8" or 1-7/8"	48040_	4	6.00	



Bulldog Industrial Hinges / Pressed Steel – Galvanized • Heavy Mil

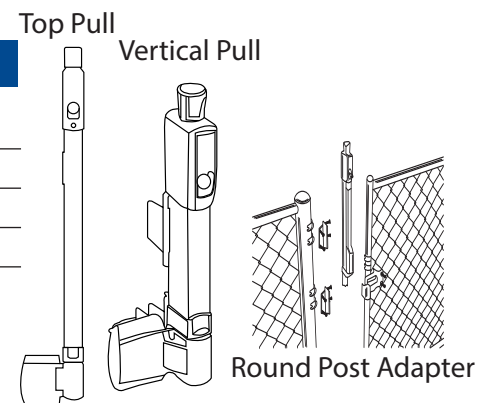
DESCRIPTION	PART NO.	PKG QTY.	WEIGHT EA.	NOTES
2-3/8" x 1-5/8" or 1-7/8"	48048_	4	3.20	
2-7/8" x 1-5/8" or 1-7/8"	48041_	4	3.30	
4" x 1-5/8" or 1-7/8"	48042_	4	3.70	
6-5/8" x 1-5/8" or 1-7/8"	48043_	4	5.90	



Magna Latches by D&D / Black Polymer

DESCRIPTION	PART NO.	PER SACK	WEIGHT EA.	NOTES
Top Pull - S3	009449	10	1.71	
Vertical Pull - S3	009450	10	1.38	
Round Post Adapter - S3	814X00	10	0.40	

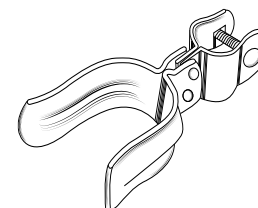
NOTE: The Round Post Adapter fits a 1-3/8" to 1-5/8" frame and a 1-7/8" to 2-7/8" post.



Fork Latch Assembly / Heavy Duty • Pressed Steel – Galvanized • Heavy Mil Includes bolts

DESCRIPTION	PART NO.	PKG QTY.	WEIGHT EA.	NOTES
1-3/8" x 1-7/8"	48054_	10	.96	
1-3/8" x 2-3/8"	48055_	10	1.06	
1-5/8" x 2-3/8"	48056_	10	1.15	

NOTE: This item is assembled.



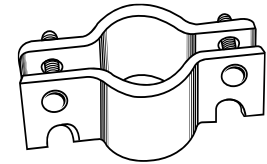
Add the following number to the part no. for desired color:
1-Forest Green 2-Midnight Black 3-Sierra Brown

CL-170

Fork Latch Hangers (Collars) / Pressed Steel – Galvanized • Heavy Mil

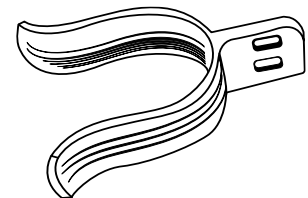
DESCRIPTION	PART NO.	PKG QTY.	WEIGHT EA.	NOTES
1-3/8"	48315_	10	.42	
1-5/8"	48147_	10	.50	
1-7/8"	48148_	10	.56	

Use 5/16" x 1-1/4" Carriage Bolt – Pt. #010701 or Pt. #62201_ (Spectra)



Forks / Heavy Duty • Pressed Steel – Galvanized • Heavy Mil

DESCRIPTION	PART NO.	PKG QTY.	WEIGHT EA.	NOTES
1-3/8"	48071_	10	.29	
1-7/8"	48070_	10	.50	
2-3/8"	48045_	10	.50	
2-7/8"	48046_	10	.55	
4"	48047_	10	.68	

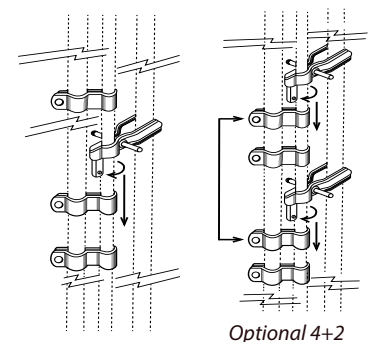


Industrial Latches / Pressed Steel – Galvanized • Heavy Mil (Polyester guides)

NOTE: Optional with 4 Guides and 2 Forks at extra cost.

DESCRIPTION	PART NO.	PKG QTY.	WEIGHT EA.	NOTES
1-5/8" Assembly with Drop Rod	48149_	1	12.00	
1-7/8" Assembly with Drop Rod	48150_	1	12.00	

Assembly with Drop Rod includes: Fork, 3 Guides, Bolts, 1-3/8" x 7" Drop Rod – with Fork welded to Rod



Add the following number to the part no. for desired color:
1-Forest Green 2-Midnight Black 3-Sierra Brown

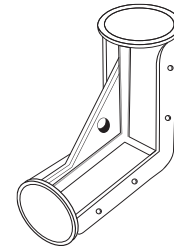
Chain Link - Heavy Mil Gate Fittings



Gate Ell / Residential Hex Type • Die-Cast Aluminum • Heavy Mil

DESCRIPTION	PART NO.	PKG QTY.	WEIGHT EA.	NOTES
1-3/8"	48156_	40	.48	

Use No. 12 x 3/4" Tek Screw – Pt. #023660



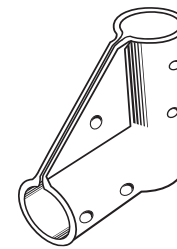
Gate Ells Industrial / Pressed Steel – Galvanized • Heavy Mil

DESCRIPTION	PART NO.	PER SACK	WEIGHT EA.	NOTES
1-5/8"	48152_	8	2.50	

Use 5/16" x 2-1/4" Rivet – Pt. #010774

1-7/8"	48153_	8	2.50	
--------	--------	---	------	--

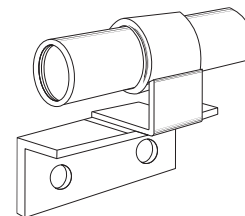
Use 5/16" x 2-1/2" Rivet – Pt. #010772



Safe-T Line Tracks Brackets for 1-5/8" Pipe Track / Heavy Duty Pressed Steel – Galvanized • Heavy Mil • Includes bolts


DESCRIPTION	PART NO.	PKG QTY.	WEIGHT EA.	NOTES
For 1-5/8" or 1-7/8" Post	48221_	10	2.55	
For 2-3/8" or 2-7/8" Post	48220_	10	2.65	

NOTE: Pat. No. 3,215,702



Add the following number to the part no. for desired color:
1-Forest Green 2-Midnight Black 3-Sierra Brown

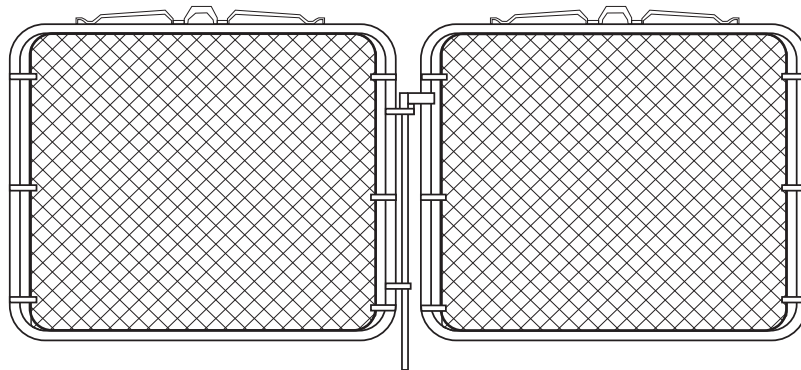
CL-172



1-3/8" Thrifty Single Swing Gates

NOTE: Without hardware.

OPENING	3' HIGH	42" HIGH	4' HIGH	5' HIGH	6' HIGH
3'	021601	021602	021603	021604	021605
39"	021606	021607	021608	021609	021610
42"	021611	021612	021613	021614	021615
4'	021616	021617	021618	021619	021620




1-3/8" Thrifty Double Swing Gates

NOTE: Without hardware.

OPENING	3' HIGH	42" HIGH	4' HIGH	5' HIGH	6' HIGH
10'	021661	021662	021663	021664	021665
12'	021671	021672	021673	021674	021675

NOTE:

- Fork Latch and Hinges are sold separately. Double Swing gates include E-Z Latch assembly. For gate hardware, refer to Gate Fittings.




1-3/8" (16 ga) Bent Frame Single Swing Gates

NOTE: Without hardware.

OPENING	3' HIGH	42" HIGH	4' HIGH	5' HIGH	6' HIGH
3'	026101	026102	026103	026104	026105
42"	026108	026109	026110	026111	026112
4'	026115	026116	026117	026118	026119
5'	026122	026123	026124	026125	026126
6'	026129	026130	026131	026132	026133
8'	026136	026137	026138	026139	026140
10'	026143	026144	026145	026146	026147
12'	026150	026151	026152	026153	026154
Less Than 36"	261019	261029	261039	261049	261059
37" to 41"	261089	261099	261109	261119	261129
43" to 47"	261159	261169	261179	261189	261199
49" to 59"	261229	261239	261249	261259	261269
61" to 95"	261369	261379	261389	261399	261409
97" to 119"	261439	261449	261459	261469	261479
121" to 143"	261509	261519	261529	261539	261549

NOTE:

- Fork Latch and Hinges are sold separately. Double Swing gates include E-Z Latch assembly. For gate hardware, refer to Gate Fittings.
- Interior bracing installed as needed on larger panels.



1-3/8" (16 ga) Bent Frame Double Swing Gates


NOTE: Without hardware.

OPENING	3' HIGH	42" HIGH	4' HIGH	5' HIGH	6' HIGH
8'	026301	026302	026303	026304	026305
10'	026315	026316	026317	026318	026319
12'	026329	026330	026331	026332	026333
14'	026336	026337	026338	026339	026340
16'	026343	026344	026345	026346	026347
18'	026350	026351	026352	026353	026354
Less than 120"	263159	263169	263179	263189	263199
121" to 143"	263299	263309	263319	263329	263339
145" to 167"	263369	263379	263389	263399	263409
169" to 215"	263509	263519	263529	263539	263549

NOTE:

- Fork Latch and Hinges are sold separately. Double Swing gates include E-Z Latch assembly. For gate hardware, refer to Gate Fittings.
- Interior bracing installed as needed on larger panels.

18 Gauge Square Welded Frame Gates



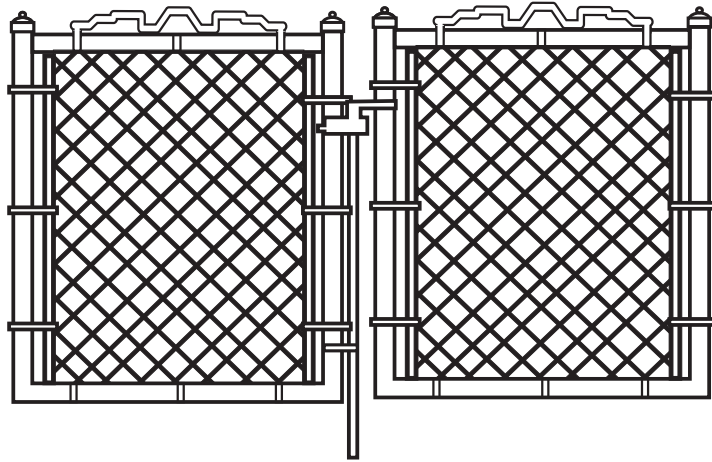
1-3/8" (18 ga) Square Welded Single Swing Gates

NOTE: Without hardware - includes caps and scroll.

OPENING	3' HIGH	42" HIGH	4' HIGH	5' HIGH	6' HIGH
3'	026400	026401	026402	026403	026404
42"	026405	026406	026407	026408	026409
4'	026410	026411	026412	026413	026414
5'	026415	026416	026417	026418	026419
8'	024C01	026421	026422	026423	026424
10'	024C02	026431	026432	026433	026434
12'	024C03	024C04	026437	026438	026439
Less Than 36"	264009	264019	264029	264039	264049
37" to 41"	264059	264069	264079	264089	264099
43" to 47"	264109	264119	264129	264139	264149
49" to 59"	264159	264169	264179	264189	264199
61" to 95"	264209	264219	264229	264239	264249
97" to 119"/120"	264309	264319	264329	264339	264349
121" to 143"	264359	264369	264379	264389	264399

NOTE:

- Fork Latch and Hinges are sold separately. Double Swing gates include E-Z Latch assembly. For gate hardware, refer to Gate Fittings.
- Interior bracing installed as needed on larger panels.



1-3/8" (18 ga) Square Welded Double Swing Gates


NOTE: Without hardware - includes caps and scroll.

OPENING	3' HIGH	42" HIGH	4' HIGH	5' HIGH	6' HIGH
10'	026470	024C05	026472	026473	026474
12'	024C06	026476	026477	026478	026479
14'	024C07	024C08	026482	026483	026484
18'	024C09	024C10	026487	026488	024C11
Less Than 120"	264709	264719	264729	264739	264749
121" to 143"	264759	264769	264779	264789	264799
145" to 167"	264809	264819	264829	264839	264849
169" to 215"	264859	264869	264879	264889	264899

NOTE:

- Fork Latch and Hinges are sold separately. Double Swing gates include E-Z Latch assembly. For gate hardware, refer to Gate Fittings.
- Interior bracing installed as needed on larger panels.

17 Gauge Square Welded Frame Gates



1-3/8" (17 ga) Square Welded Single Swing Gates

NOTE: Without hardware - includes caps and scroll.

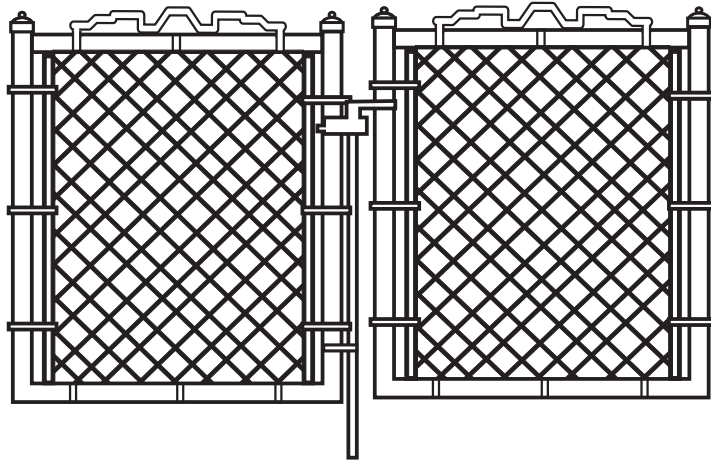
OPENING	3' HIGH		42" HIGH		4' HIGH		5' HIGH		6' HIGH	
	GALV	SPECTRA 9 GA.	GALV	SPECTRA 9 GA.	GALV	SPECTRA 9 GA.	GALV	SPECTRA 9 GA.	GALV	SPECTRA 9 GA.
3'	026600	63800_	026601	63801_	026602	63802_	026603	63803_	026604	63804_
42"	026606	63805_	026607	63806_	026608	63807_	026609	63808_	026610	63809_
4'	026612	63810_	026613	63811_	026614	63197_	026615	63812_	026616	63198_
5'	026618	63813_	026619	63814_	026620	63021_	026621	63815_	026622	63816_
6'	—	63817_	—	63818_	026626	63819_	026627	63820_	026628	63821_
8'	026630	63822_	026631	63823_	026632	63824_	026633	63825_	026634	63826_
10'	026636	63827_	026637	63828_	026638	63829_	026639	63830_	026640	63831_
12'	026642	—	026643	—	026644	—	026645	—	026646	—
Less Than 36"	266009	63700_	266019	63701_	266029	63702_	266039	63703_	266049	63704_
37" to 41"	266069	63705_	266079	63706_	266089	63707_	266099	63708_	266109	63709_
43" to 47"	266129	63710_	266139	63711_	266149	63712_	266159	63713_	266169	63714_
49" to 59"	255189	63715_	266199	63716_	266209	63717_	266219	63718_	266229	63719_
61" to 95"	266309	63720_	266319	63721_	266329	63722_	266339	63723_	266349	63724_
97" to 119"/120"	266369	63725_	266379	63726_	266389	63727_	266399	63728_	266409	63729_
121" to 143"	266429	63730_	266439	63731_	266449	63732_	266459	63733_	266469	63734_

NOTE:

- Fork Latch and Hinges are sold separately. Double Swing gates include E-Z Latch assembly. For gate hardware, refer to Gate Fittings.
- Interior bracing installed as needed on larger panels.

Add the following number to the part no. for desired color:

1-Forest Green 2-Midnight Black 3-Sierra Brown



1-3/8" (17 ga) Square Welded Double Swing Gates

NOTE: Without hardware - includes caps and scroll.


OPENING	3' HIGH		42" HIGH		4' HIGH		5' HIGH		6' HIGH	
	GALV	SPECTRA 9 GA.	GALV	SPECTRA 9 GA.	GALV	SPECTRA 9 GA.	GALV	SPECTRA 9 GA.	GALV	SPECTRA 9 GA.
8'	—	63832_	—	63833_	N00829	63834_	—	63835_	—	63836_
10'	026712	63837_	026713	63838_	026714	63839_	026715	63840_	026716	63841_
12'	026724	63842_	026725	63843_	026726	63844_	026727	63845_	026728	63846_
14'	026753	—	026754	—	026755	—	026756	—	026757	—
16'	—	63847_	—	63848_	—	63849_	—	63850_	—	63851_
18'	026758	—	026759	—	026760	—	026761	—	026762	—
Less Than 120"	267129	63735_	267139	63736_	267149	63737_	267159	63738_	267169	63739_
121" to 143"	267249	63740_	267259	63741_	267269	63742_	267279	63743_	267289	63744_
145" to 167"	267539	63745_	267549	63746_	267559	63747_	267569	63748_	267579	63749_
169" to 215"	267589	—	267599	—	267609	—	267619	—	267629	—

NOTE:

- Fork Latch and Hinges are sold separately. Double Swing gates include E-Z Latch assembly. For gate hardware, refer to Gate Fittings.
- Interior bracing installed as needed on larger panels.

Add the following number to the part no. for desired color:

1-Forest Green 2-Midnight Black 3-Sierra Brown



1-3/8" (17 ga) Aluminum Ell Single Swing Gates

NOTE: Without hardware - includes caps and scroll.

OPENING	3' HIGH		42" HIGH		4' HIGH		5' HIGH		6' HIGH	
	GALV	SPECTRA 9 GA.	GALV	SPECTRA 9 GA.	GALV	SPECTRA 9 GA.	GALV	SPECTRA 9 GA.	GALV	SPECTRA 9 GA.
3'	025500	63001_	025501	63002_	025502	63003_	025503	63004_	025504	63005_
42"	025505	63008_	025506	63009_	025507	63010_	025508	63011_	025509	63012_
4'	025510	63015_	025511	63016_	025512	63017_	025513	63018_	025514	63019_
5'	025515	199100*	025516	63040_**	025517	003097◇	025518	63028_†	025519	63039_

* Green part number = 637501, brown part number = 637503

** Green part number = 637521

◇ Green part number = 630351, brown part number = 630323

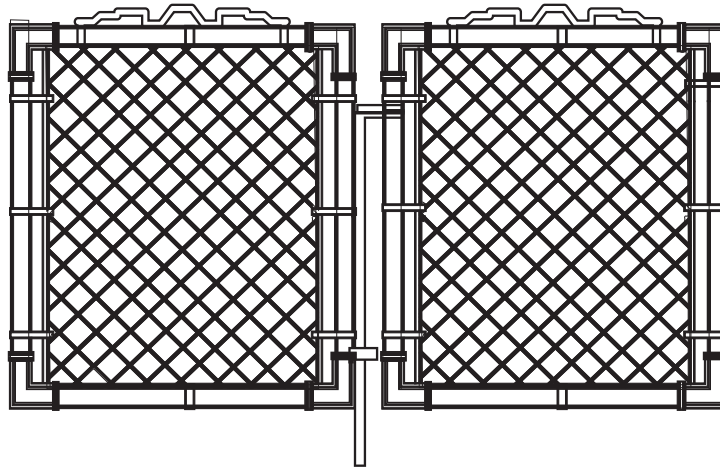
† Brown part number = 637523

NOTE:

- Fork Latch and Hinges are sold separately. Double Swing gates include E-Z Latch assembly. For gate hardware, refer to Gate Fittings.
- For irregular size gates, add \$10.00 per panel to the next larger size gate.
- Interior bracing installed as needed on larger panels.

Add the following number to the part no. for desired color:

1-Forest Green 2-Midnight Black 3-Sierra Brown



1-3/8" (17 ga) Aluminum Ell Double Swing Gates

NOTE: Without hardware - includes caps and scroll.

OPENING	3' HIGH		42" HIGH		4' HIGH		5' HIGH		6' HIGH	
	GALV	SPECTRA 9 GA.	GALV	SPECTRA 9 GA.	GALV	SPECTRA 9 GA.	GALV	SPECTRA 9 GA.	GALV	SPECTRA 9 GA.
8'	—	—	—	—	—	—	—	632042*	—	633112*
10'	025540	63114_	025541	63115_	025542	63116_	025543	63117_	025544	63118_
12'	025545	63128_	025546	63129_	025547	63130_	025548	63131_	025549	63132_
14'	—	63142_	—	63143_	—	63144_	—	63145_	—	63146_
16'	—	—	—	—	—	005500†	—	632032*	—	574500*
Less Than 120"	255409	—	255419	—	255429	278C00*	255439	631232*	255449	—
121" to 143"	255459	—	255469	—	255479	—	255489	—	255499	—

* Displaying the black part number

† Brown part number = 035Y00

NOTE:

- Fork Latch and Hinges are sold separately. Double Swing gates include E-Z Latch assembly. For gate hardware, refer to Gate Fittings.
- For irregular size gates, add \$10.00 per panel to the next larger size gate.
- Interior bracing installed as needed on larger panels.

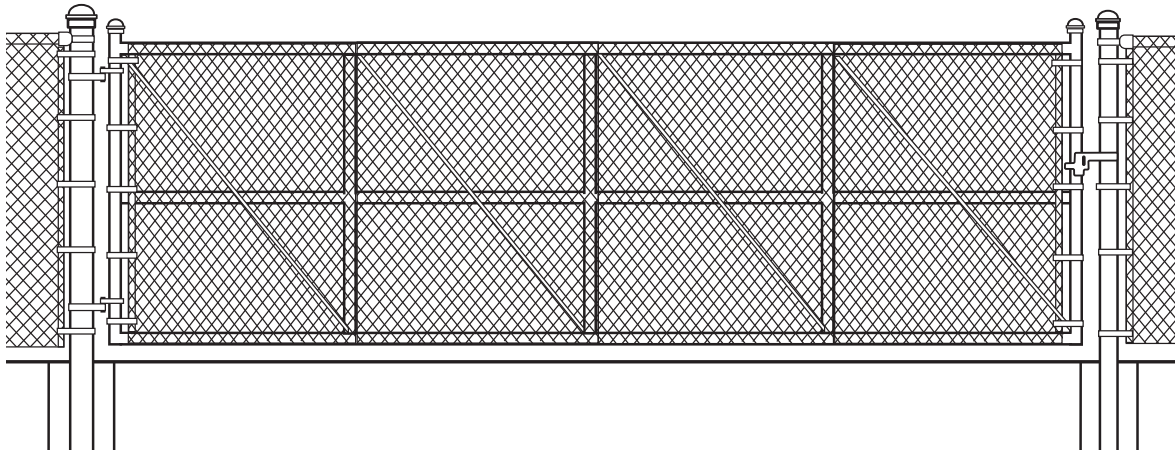
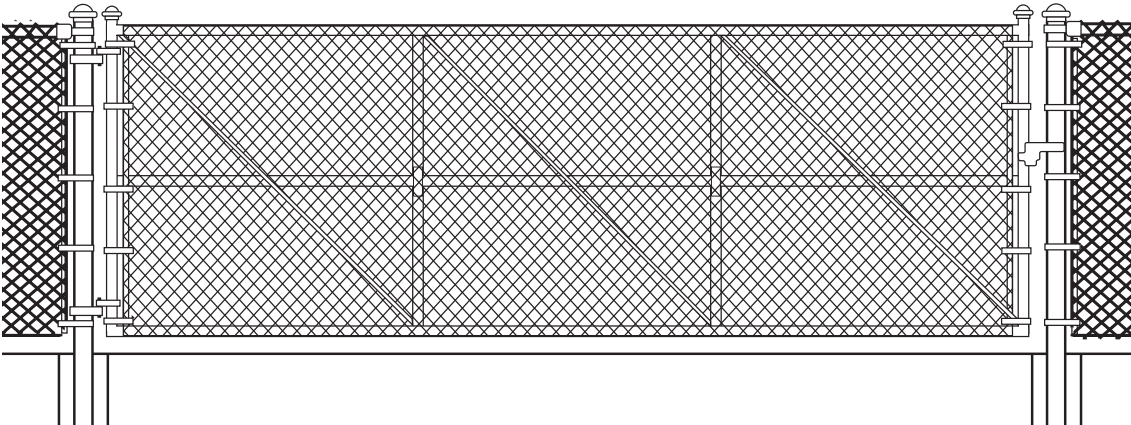
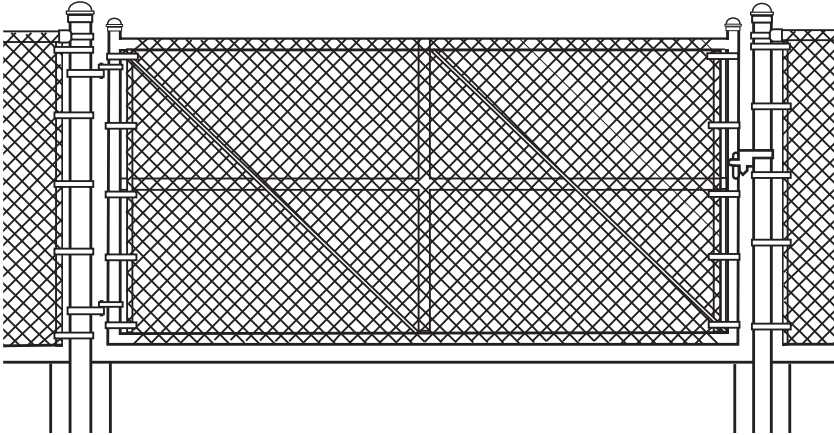

Add the following number to the part no. for desired color:

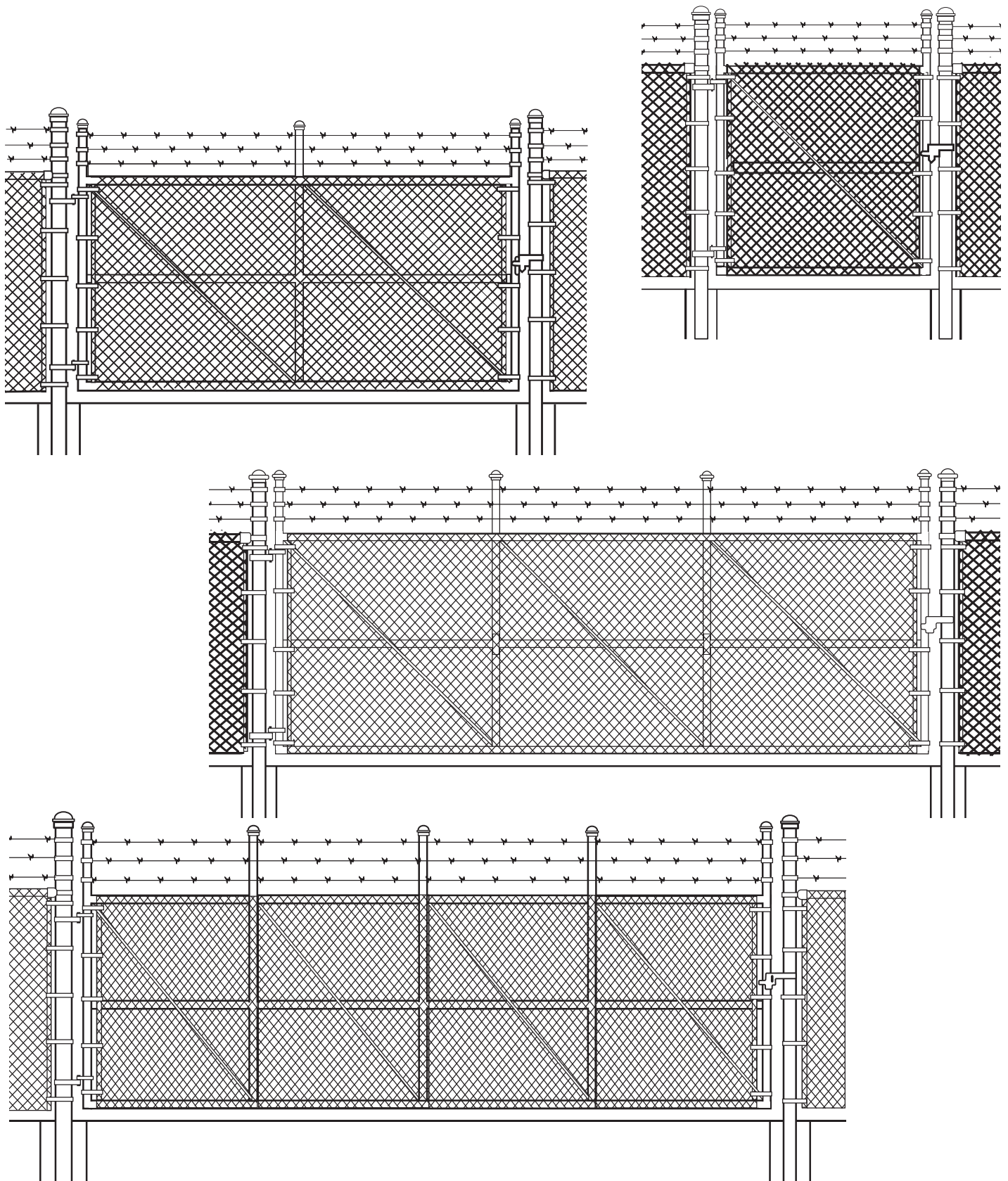
1-Forest Green 2-Midnight Black 3-Sierra Brown

Chain Link - Gates



Industrial Single Swing Gates





SWING GATE SPECIFICATIONS (Industrial and Commercial)

Frame Size

Standard gates are manufactured from the pipe sizes listed. Other sizes are available on special quotation (All Industrial Gates — Non Stock).

Construction

All gates are welded corner construction. Gates include the necessary Bracing and Truss Rods. Gates are manufactured to fit the opening between posts. Specify type and size of gate hardware (sold separately), so gate can be manufactured with proper clearances. Ground clearance is 2".

Fabric

Standard fabric will be 2" mesh, 9 gauge, zinc-coated steel. Other sizes and finishes are available on special quotation.

Hardware

Single Gates include caps; Double Gates include caps and industrial drop rod assembly. Please refer to the Gate Fittings section for your specific hardware needs.

Barb Wire

Gate height is based on overall height of the gate, either with or without barb wire. Barb wire will be 3 strands of 12 1/2 gauge, 4 point.

Gate Posts

Gate Posts are sold separately. Refer to post chart for recommended size.

Gate Post Recommendation

O.D. FRAME SIZE	GATE HEIGHT.	GATE LEAF WIDTH	O.D. PIPE SIZE.	DQ 40 MIN. WT. (LB. PER FT.)	F.W. MIN. WT. (LB. PER FT.)
1-5/8"	6' OR LESS	UP TO 4'	2-3/8"	3.12	3.65
1-5/8"	6' OR LESS	OVER 4' TO 10'	2-7/8"	4.64	5.79
1-5/8"	6' OR LESS	OVER 10' TO 18'	4"	6.56	9.11
1-5/8"	OVER 6'	UP TO 6'	2-7/8"	4.64	5.79
1-5/8"	OVER 6'	OVER 6' TO 12'	4"	6.56	9.11
1-5/8"	OVER 6'	OVER 12' TO 18'	6-5/8"	*	18.97
1-5/8"	OVER 6'	OVER 18' TO 24'	8-5/8"	*	28.55
1-7/8"	ANY HEIGHT	UP TO 6'	2-7/8"	4.64	5.79
1-7/8"	ANY HEIGHT	OVER 6' TO 12'	4"	6.56	9.11
1-7/8"	ANY HEIGHT	OVER 12' TO 18'	6-5/8"	*	18.97
1-7/8"	ANY HEIGHT	OVER 18' TO 24'	8-5/8"	*	28.55

Refer to ASTM F567 for minimum requirements for setting gate posts.

Extras

For Gate Ells add: Single – \$15.00; Double – \$30.00.

For SlatMaster™ chain-link fabric, a per square foot charge will be added.

Industrial Single Swing Gates

NOTE: Without barb wire. Without hardware.

OPENING	FRAME TYPE	4' HIGH			5' HIGH			6' HIGH		
		GALV	SPECTRA	HEAVY MIL	GALV	SPECTRA	HEAVY MIL	GALV	SPECTRA	HEAVY MIL
Less Than 3'6"	1-5/8" Tube	024094	—	—	024101	—	—	024141	—	—
	1-5/8" CQ/STR	024095	637A0_	—	024102	637A1_	64000_	024142	637A2_	64025_
	1-5/8" DQ/FW	024096	637B2_	—	024103	637B4_	64001_	024143	637B5_	64026_
	1-7/8" DQ/FW	024097	637D4_	—	024104	637D5_	64002_	024144	637D6_	64027_
3'6" to 4'5"	1-5/8" Tube	025190	—	—	024109	—	—	024149	—	—
	1-5/8" CQ/STR	025191	637F6_	—	024110	637F7_	64003_	024150	637F8_	64028_
	1-5/8" DQ/FW	025192	637G8_	—	024111	637G9_	64004_	024151	637H0_	64029_
	1-7/8" DQ/FW	025193	637I0_	—	024112	637I1_	64005_	024152	637I2_	64030_
4'6" to 5'5"	1-5/8" Tube	025195	—	—	024113	—	—	024153	—	—
	1-5/8" CQ/STR	025196	637J2_	—	024114	637J3_	64006_	024154	637J4_	64031_
	1-5/8" DQ/FW	025197	637K4_	—	024115	637K5_	64007_	024155	637K6_	64032_
	1-7/8" DQ/FW	025198	637L6_	—	024116	637L7_	64008_	024156	637L8_	64033_
5'6" to 6'11"	1-5/8" Tube	025200	—	—	024117	—	—	024157	—	—
	1-5/8" CQ/STR	025201	637M8_	—	024118	637M9_	64009_	024158	637N0_	64034_
	1-5/8" DQ/FW	025202	637N9_	—	024119	637Q0_	64010_	024159	637Q1_	64035_
	1-7/8" DQ/FW	025203	637P1_	—	024120	637P2_	64011_	024160	637P3_	64036_
7'0" to 8'11"	1-5/8" Tube	025205	—	—	024121	—	—	024161	—	—
	1-5/8" CQ/STR	025206	637R3_	—	024122	637R4_	64012_	024162	637R5_	64037_
	1-5/8" DQ/FW	025207	637S5_	—	024123	637S6_	64013_	024163	637S7_	64038_
	1-7/8" DQ/FW	025208	637T7_	—	024124	637T8_	64014_	024164	637T9_	64039_
9'0" to 10'11"	1-5/8" CQ/STR	025210	—	—	024125	—	—	024165	—	—
	1-5/8" DQ/FW	025211	637U9_	—	024126	637V0_	64015_	024166	637V1_	64040_
	1-7/8" DQ/FW	025212	637W1_	—	024128	637W2_	64016_	024168	637W3_	64041_
11'0" to 13'11"	1-5/8" CQ/STR	025214	—	—	024129	—	—	024169	—	—
	1-5/8" DQ/FW	025215	637X3_	—	024130	637X4_	64017_	024170	637X5_	64042_
	1-7/8" DQ/FW	025216	637Y5_	—	024132	637Y6_	64018_	024172	637Y7_	64043_
14'0" to 16'11"	1-5/8" CQ/STR	025218	—	—	024133	—	—	024173	—	—
	1-5/8" DQ/FW	025219	637Z7_	—	024134	637Z8_	64019_	024174	637Z9_	64044_
	1-7/8" DQ/FW	025220	638A9_	—	024136	638B0_	64020_	024176	638B1_	64045_
17'0" to 20'11"	1-5/8" CQ/STR	025222	—	—	024137	—	—	024177	—	—
	1-5/8" DQ/FW	025223	638C1_	—	024138	638C2_	64021_	024178	638C3_	64046_
	1-7/8" DQ/FW	025224	638F2_	—	024140	638F3_	64022_	024180	638F4_	64047_
21'0" to 24'0"	1-5/8" CQ/STR	025226	—	—	024335	—	—	024340	—	—
	1-5/8" DQ/FW	025227	638G4_	—	024336	638G5_	—	024342	638G6_	—
	1-7/8" DQ/FW	025228	638H6_	—	024338	638H7_	—	024344	638H8_	—

Add the following number to the part no. for desired color:

1-Forest Green 2-Midnight Black 3-Sierra Brown

Industrial Single Swing Gates

Industrial Single Swing Gates

NOTE: Without barb wire. Without hardware.

OPENING	FRAME TYPE	6'+1 HIGH			7' HIGH			7'+1 HIGH		
		GALV	SPECTRA	HEAVY MIL	GALV	SPECTRA	HEAVY MIL	GALV	SPECTRA	HEAVY MIL
Less Than 3'6"	1-5/8" Tube	241813	—	—	024181	—	—	242213	—	—
	1-5/8" CQ/STR	241823	637A3_	64048_	024182	637A4_	64048_	242223	637A5_	64117_
	1-5/8" DQ/FW	241833	637B6_	64049_	024183	637B7_	64049_	242233	637B8_	64118_
	1-7/8" DQ/FW	241843	637D7_	64050_	024184	637D8_	64050_	242243	637D9_	64119_
3'6" to 4'5"	1-5/8" Tube	241893	—	—	024189	—	—	242293	—	—
	1-5/8" CQ/STR	241903	637F9_	64051_	024190	637G0_	64051_	242303	637G1_	64120_
	1-5/8" DQ/FW	241913	637H1_	64052_	024191	637H2_	64052_	242313	637H3_	64121_
	1-7/8" DQ/FW	241923	637I3_	64053_	024192	637I4_	64053_	242323	637I5_	64122_
4'6" to 5'5"	1-5/8" Tube	241933	—	—	024193	—	—	242333	—	—
	1-5/8" CQ/STR	241943	637J5_	64054_	024194	637J6_	64054_	242343	637J7_	64123_
	1-5/8" DQ/FW	241953	637K7_	64055_	024195	637K8_	64055_	242353	637K9_	64124_
	1-7/8" DQ/FW	241963	637L9_	64056_	024196	637M0_	64056_	242363	637M1_	64125_
5'6" to 6'11"	1-5/8" Tube	241973	—	—	024197	—	—	251C21	—	—
	1-5/8" CQ/STR	241983	639R5_	64057_	024198	637N1_	64057_	242383	637N2_	64126_
	1-5/8" DQ/FW	241993	637Q2_	64058_	024199	637Q3_	64058_	242393	637Q4_	64127_
	1-7/8" DQ/FW	242003	637P4_	64059_	024200	637P5_	64059_	242403	637P6_	64128_
7'0" to 8'11"	1-5/8" Tube	242013	—	—	024201	—	—	251C30	—	—
	1-5/8" CQ/STR	242023	637R6_	64060_	024202	637R7_	64060_	242423	637R8_	64129_
	1-5/8" DQ/FW	242033	637S8_	64061_	024203	637S9_	64061_	242433	637T0_	64130_
	1-7/8" DQ/FW	242043	637U0_	64062_	024204	637U1_	64062_	242443	637U2_	64131_
9'0" to 10'11"	1-5/8" CQ/STR	242053	—	—	024205	—	—	242453	—	—
	1-5/8" DQ/FW	242063	637V2_	64063_	024206	637V3_	64063_	242463	637V4_	64132_
	1-7/8" DQ/FW	242083	637W4_	64064_	024208	637W5_	64064_	242483	637W6_	64133_
11'0" to 13'11"	1-5/8" CQ/STR	242093	—	—	024209	—	—	242493	—	—
	1-5/8" DQ/FW	242103	637X6_	64065_	024210	637X7_	64065_	242503	637X8_	64134_
	1-7/8" DQ/FW	242123	637Y8_	64066_	024212	637Y9_	64066_	242523	637Z0_	64135_
14'0" to 16'11"	1-5/8" CQ/STR	242133	—	—	024213	—	—	242533	—	—
	1-5/8" DQ/FW	242143	638A0_	64067_	024214	638A1_	64067_	242543	638A2_	64136_
	1-7/8" DQ/FW	242163	638B2_	64068_	024216	638B3_	64068_	242563	638B4_	64137_
17'0" to 20'11"	1-5/8" CQ/STR	242173	—	—	024217	—	—	242573	—	—
	1-5/8" DQ/FW	242183	638C4_	64069_	024218	638C5_	64069_	242583	638C6_	64138_
	1-7/8" DQ/FW	242203	638F5_	64070_	024220	638F6_	64070_	242603	638F7_	64139_
21'0" to 24'0"	1-5/8" CQ/STR	243503	—	—	024350	—	—	243603	—	—
	1-5/8" DQ/FW	243523	638G7_	—	024352	638G8_	—	243623	638G9_	—
	1-7/8" DQ/FW	243543	638H9_	—	024354	638I0_	—	243643	638I1_	—

Add the following number to the part no. for desired color:

1-Forest Green 2-Midnight Black 3-Sierra Brown

Industrial Single Swing Gates

NOTE: Without barb wire. Without hardware.

OPENING	FRAME TYPE	8' HIGH			8'+1 HIGH			10' HIGH		
		GALV	SPECTRA	HEAVY MIL	GALV	SPECTRA	HEAVY MIL	GALV	SPECTRA	HEAVY MIL
Less Than 3'6"	1-5/8" Tube	024221	—	—	010539	—	—	025C11	—	—
	1-5/8" CQ/STR	024222	637A6_	64117_	010540	637A7_	—	024107	637A8_	—
	1-5/8" DQ/FW	024223	637B9_	64118_	010541	637C9_	—	025B02	637D0_	—
	1-7/8" DQ/FW	024224	637F0_	64119_	—	637F1_	—	005264	637F2_	—
3'6" to 4'5"	1-5/8" Tube	024229	—	—	004775	—	—	025B05	—	—
	1-5/8" CQ/STR	024230	637G2_	64120_	005351	637G3_	—	036694	637G4_	—
	1-5/8" DQ/FW	024231	637H4_	64121_	005468	637H5_	—	781D00	637H6_	—
	1-7/8" DQ/FW	024232	637I6_	64122_	593F00	637I7_	—	025B08	637I8_	—
4'6" to 5'5"	1-5/8" Tube	024233	—	—	010542	—	—	025B10	—	—
	1-5/8" CQ/STR	024234	637J8_	64123_	010543	637J9_	—	025B12	637K0_	—
	1-5/8" DQ/FW	024235	637L0_	64124_	007399	637L1_	—	005483	637L2_	—
	1-7/8" DQ/FW	024236	637M2_	64125_	010544	637M3_	—	025B15	637M4_	—
5'6" to 6'11"	1-5/8" Tube	024237	—	—	010545	—	—	025B17	—	—
	1-5/8" CQ/STR	024238	637N3_	64126_	010546	637N4_	—	006467	637N5_	—
	1-5/8" DQ/FW	024239	637Q5_	64127_	010547	637Q6_	—	025B19	637Q7_	—
	1-7/8" DQ/FW	024240	637P7_	64128_	010548	637P8_	—	025B21	637P9_	—
7'0" to 8'11"	1-5/8" Tube	024241	—	—	010549	—	—	025B23	—	—
	1-5/8" CQ/STR	024242	637R9_	64129_	010550	637S0_	—	036697	637S1_	—
	1-5/8" DQ/FW	024243	637T1_	64130_	010564	637T2_	—	025B26	637T3_	—
	1-7/8" DQ/FW	024244	637U3_	64131_	010565	637U4_	—	025B28	637U5_	—
9'0" to 10'11"	1-5/8" CQ/STR	024245	—	—	010566	—	—	036698	—	—
	1-5/8" DQ/FW	024246	637V5_	64132_	894G00	637V6_	—	025B31	637V7_	—
	1-7/8" DQ/FW	024248	637W7_	64133_	010567	637W8_	—	025B33	637W9_	—
11'0" to 13'11"	1-5/8" CQ/STR	024249	—	—	010568	—	—	025B35	—	—
	1-5/8" DQ/FW	024250	637X9_	64134_	010569	637Y0_	—	025B37	637Y1_	—
	1-7/8" DQ/FW	024252	637Z1_	64135_	010570	637Z2_	—	025B39	637Z3_	—
14'0" to 16'11"	1-5/8" CQ/STR	024253	—	—	010571	—	—	025B41	—	—
	1-5/8" DQ/FW	024254	638A3_	64136_	010572	638A4_	—	025B43	638A5_	—
	1-7/8" DQ/FW	024256	638B5_	64137_	010573	638B6_	—	025B45	638B7_	—
17'0" to 20'11"	1-5/8" CQ/STR	024257	—	—	010574	—	—	—	—	—
	1-5/8" DQ/FW	024258	638C7_	64138_	010575	638C8_	—	025B48	638C9_	—
	1-7/8" DQ/FW	024260	638F8_	64139_	010576	638F9_	—	025B50	638G0_	—
21'0" to 24'0"	1-5/8" CQ/STR	024360	—	—	010577	—	—	025B52	—	—
	1-5/8" DQ/FW	024362	638H0_	—	010578	638H1_	—	025B54	638H2_	—
	1-7/8" DQ/FW	024364	638I2_	—	010579	638I3_	—	025B56	638I4_	—

Add the following number to the part no. for desired color:

1-Forest Green 2-Midnight Black 3-Sierra Brown

Industrial Single Swing Gates

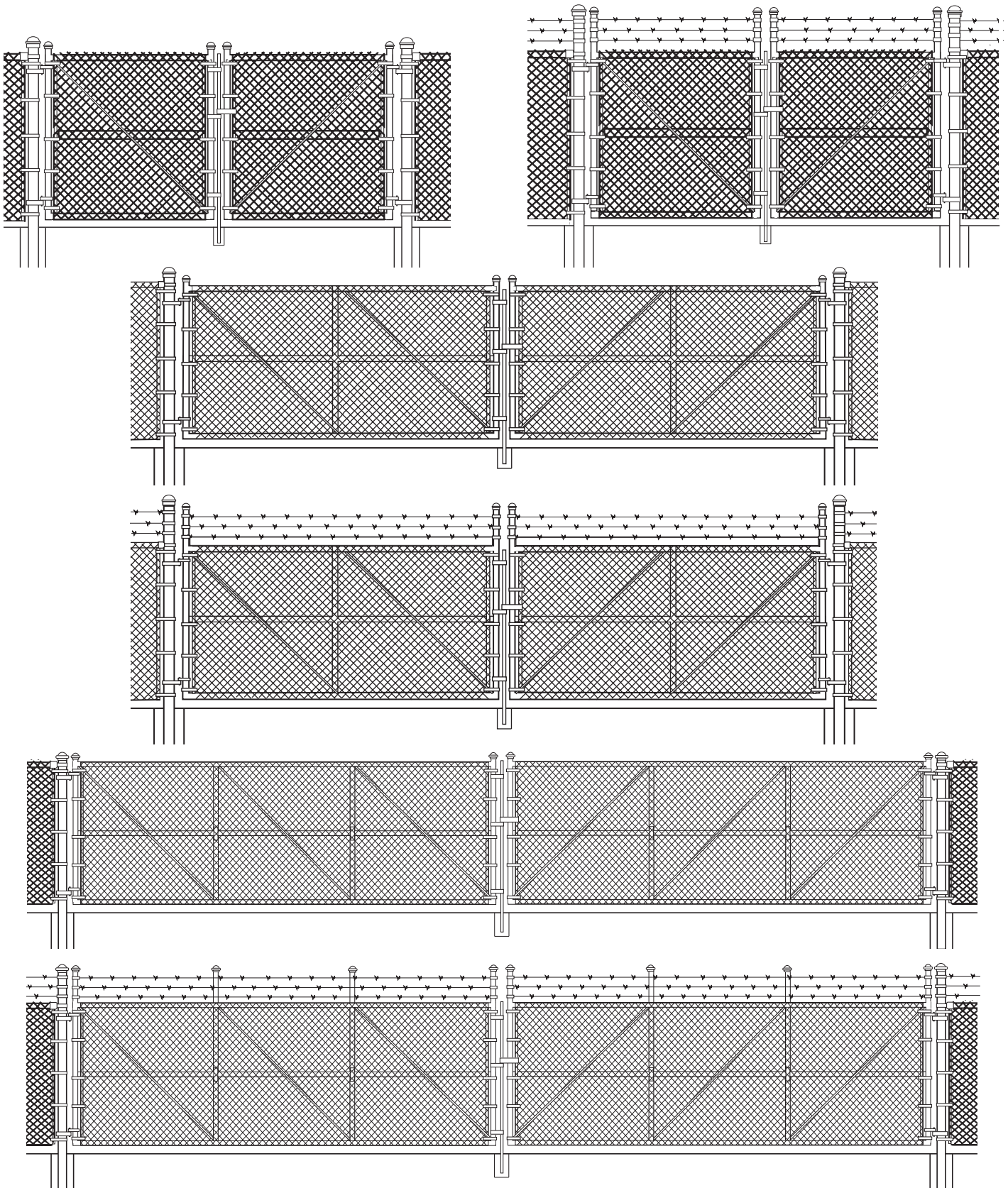
Industrial Single Swing Gates

NOTE: Without barb wire. Without hardware.

OPENING	FRAME TYPE	10'+1 HIGH			12' HIGH			12'+1 HIGH		
		GALV	SPECTRA	HEAVY MIL	GALV	SPECTRA	HEAVY MIL	GALV	SPECTRA	HEAVY MIL
Less Than 3'6"	1-5/8" Tube	251D26	—	—	025C12	—	—	251D27	—	—
	1-5/8" CQ/STR	251C01	637A9_	—	025B01	637B0_	—	251C02	637B1_	—
	1-5/8" DQ/FW	251C03	637D1_	—	025B03	637D2_	—	251C04	637D3_	—
	1-7/8" DQ/FW	251C05	637F3_	—	025B04	637F4_	—	251C06	637F5_	—
3'6" to 4'5"	1-5/8" Tube	251C07	—	—	025B06	—	—	251C08	—	—
	1-5/8" CQ/STR	251C09	637G5_	—	025B07	637G6_	—	251C10	637G7_	—
	1-5/8" DQ/FW	320G00	637H7_	—	—	637H8_	—	251C11	637H9_	—
	1-7/8" DQ/FW	251C12	637I9_	—	025B09	637J0_	—	251C13	637J1_	—
4'6" to 5'5"	1-5/8" Tube	251C14	—	—	025B11	—	—	251C15	—	—
	1-5/8" CQ/STR	251C16	637K1_	—	025B13	637K2_	—	251C17	637K3_	—
	1-5/8" DQ/FW	251C18	637L3_	—	025B14	637L4_	—	251C19	637L5_	—
	1-7/8" DQ/FW	251C20	637M5_	—	025B16	637M6_	—	—	637M7_	—
5'6" to 6'11"	1-5/8" Tube	251C22	—	—	025B18	—	—	251C23	—	—
	1-5/8" CQ/STR	251C24	637N6_	—	024146	637N7_	—	251C25	637N8_	—
	1-5/8" DQ/FW	251C26	637Q8_	—	025B20	637Q9_	—	251C27	637P0_	—
	1-7/8" DQ/FW	251C28	637R0_	—	025B22	637R1_	—	251C29	637R2_	—
7'0" to 8'11"	1-5/8" Tube	251C31	—	—	025B24	—	—	251C32	—	—
	1-5/8" CQ/STR	251C33	637S2_	—	025B25	637S3_	—	251C34	637S4_	—
	1-5/8" DQ/FW	251C35	637T4_	—	025B27	637T5_	—	251C36	637T6_	—
	1-7/8" DQ/FW	251C37	637U6_	—	025B29	637U7_	—	251C38	637U8_	—
9'0" to 10'11"	1-5/8" CQ/STR	251C39	—	—	025B30	—	—	251C40	—	—
	1-5/8" DQ/FW	251C41	637V8_	—	025B32	637V9_	—	251C42	637W0_	—
	1-7/8" DQ/FW	251C43	637X0_	—	025B34	637X1_	—	251C44	637X2_	—
11'0" to 13'11"	1-5/8" CQ/STR	251C45	—	—	025B36	—	—	251C46	—	—
	1-5/8" DQ/FW	251C47	637Y2_	—	025B38	637Y3_	—	251C48	637Y4_	—
	1-7/8" DQ/FW	251C49	637Z4_	—	025B40	637Z5_	—	251C50	637Z6_	—
14'0" to 16'11"	1-5/8" CQ/STR	251C51	—	—	025B42	—	—	251C52	—	—
	1-5/8" DQ/FW	251C52	638A6_	—	025B44	638A7_	—	251C53	638A8_	—
	1-7/8" DQ/FW	251C55	638B8_	—	025B46	638B9_	—	251C56	638C0_	—
17'0" to 20'11"	1-5/8" CQ/STR	251C57	—	—	025B47	—	—	251C58	—	—
	1-5/8" DQ/FW	251C59	638D9_	—	025B49	638F0_	—	251C60	638F1_	—
	1-7/8" DQ/FW	251C61	638G1_	—	025B51	638G2_	—	251C62	638G3_	—
21'0" to 24'0"	1-5/8" CQ/STR	251C63	—	—	025B53	—	—	251C64	—	—
	1-5/8" DQ/FW	251C65	638H3_	—	025B55	638H4_	—	251C66	638H5_	—
	1-7/8" DQ/FW	251C67	638I5_	—	025B57	638I6_	—	251C68	638I7_	—

Add the following number to the part no. for desired color:

1-Forest Green 2-Midnight Black 3-Sierra Brown



Industrial Double Swing Gates

Industrial Double Swing Gates

NOTE: Without barb wire. Without hardware.

OPENING	FRAME TYPE	4' HIGH			5' HIGH			6' HIGH		
		GALV	SPECTRA	HEAVY MIL	GALV	SPECTRA	HEAVY MIL	GALV	SPECTRA	HEAVY MIL
Less Than 10'0"	1-5/8" Tube	010803	—	—	010807	—	—	010811	—	—
	1-5/8" CQ/STR	010804	638I8_	—	010808	638I9_	—	010812	638J0_	—
	1-5/8" DQ/FW	010805	638K0_	—	010809	638K1_	—	010813	638K2_	—
	1-7/8" DQ/FW	010806	638L2_	—	010810	638L3_	—	010814	638L4_	—
10'0" to 13'11"	1-5/8" Tube	025182	—	—	025005	—	—	025049	—	—
	1-5/8" CQ/STR	025183	638M4_	—	025006	638M5_	64140_	025050	638M6_	64152_
	1-5/8" DQ/FW	025184	638N6_	—	025007	638N7_	64141_	025051	638N8_	64153_
	1-7/8" DQ/FW	025185	638P8_	—	025008	638P9_	64142_	025052	638Q0_	64154_
14'0" to 17'11"	1-5/8" Tube	025169	—	—	025013	—	—	025057	—	—
	1-5/8" CQ/STR	025173	638R0_	—	025014	638R1_	64143_	025058	638R2_	64155_
	1-5/8" DQ/FW	025177	638S2_	—	025015	638S3_	64144_	025059	638S4_	64156_
	1-7/8" DQ/FW	025178	638T4_	—	025016	638T5_	64145_	025060	638T6_	64157_
18'0" to 21'11"	1-5/8" CQ/STR	025125	—	—	025021	—	—	025065	N00503*	—
	1-5/8" DQ/FW	025129	638U6_	—	025022	638U7_	64146_	025066	638U8_	64158_
	1-7/8" DQ/FW	025165	638V8_	—	025024	638V9_	64147_	025068	638W0_	64159_
22'0" to 26'11"	1-5/8" CQ/STR	025077	—	—	025029	—	—	025073	—	—
	1-5/8" DQ/FW	025081	638X0_	—	025030	638X1_	64148_	025074	638X2_	64160_
	1-7/8" DQ/FW	025121	638Y2_	—	025032	638Y3_	64149_	025076	638Y4_	64161_
27'0" to 33'0"/33'11"	1-5/8" CQ/STR	025033	—	—	025042	—	—	025086	—	—
	1-5/8" DQ/FW	025037	638Z4_	—	025043	638Z5_	64150_	025087	638Z6_	64162_
	1-7/8" DQ/FW	025041	639A6_	—	025044	639A7_	64151_	025088	639A8_	64163_
34'0" to 39'11"	1-5/8" CQ/STR	010671	—	—	025B95	—	—	006427	—	—
	1-5/8" DQ/FW	010672	—	—	010675	—	—	010677	—	—
	1-7/8" DQ/FW	010673	—	—	010676	—	—	010678	N00206*	—
40'0" to 45'11"	1-5/8" CQ/STR	010690	—	—	010697	—	—	010700	—	—
	1-5/8" DQ/FW	010695	—	—	010698	—	—	251315	—	—
	1-7/8" DQ/FW	010696	—	—	010699	—	—	010750	—	—
46'0" to 49'11"	1-5/8" DQ/FW	010766	—	—	010769	—	—	010787	—	—
	1-7/8" DQ/FW	010768	—	—	010775	—	—	010788	—	—

* Displaying the black part number

Add the following number to the part no. for desired color:

1-Forest Green 2-Midnight Black 3-Sierra Brown

Industrial Double Swing Gates

NOTE: Without barb wire. Without hardware.

OPENING	FRAME TYPE	6'+1 HIGH			7' HIGH			7'+1 HIGH		
		GALV	SPECTRA	HEAVY MIL	GALV	SPECTRA	HEAVY MIL	GALV	SPECTRA	HEAVY MIL
Less Than 10'0"	1-5/8" Tube	010823	—	—	010815	—	—	010827	—	—
	1-5/8" CQ/STR	010824	638J1_	—	010816	638J2_	—	010828	638J3_	—
	1-5/8" DQ/FW	010825	638K3_	—	010817	638K4_	—	010829	638K5_	—
	1-7/8" DQ/FW	010826	638L5_	—	010818	638L6_	—	010830	638L7_	—
10'0" to 13'11"	1-5/8" Tube	250933	—	—	025093	—	—	251373	—	—
	1-5/8" CQ/STR	250943	638M7_	64164_	025094	638M8_	64200_	251383	638M9_	64200_
	1-5/8" DQ/FW	250953	638N9_	64165_	025095	638P0_	64201_	251393	638P1_	64201_
	1-7/8" DQ/FW	250963	638Q1_	64166_	025096	638Q2_	64202_	251403	638Q3_	64202_
14'0" to 17'11"	1-5/8" Tube	251013	—	—	025101	—	—	251453	—	—
	1-5/8" CQ/STR	251023	638R3_	64167_	025102	638R4_	64203_	251463	638R5_	64203_
	1-5/8" DQ/FW	251033	638S5_	64168_	025103	638S6_	64204_	251473	638S7_	64204_
	1-7/8" DQ/FW	251043	638T7_	64169_	025104	638T8_	64205_	251483	638T9_	64205_
18'0" to 21'11"	1-5/8" CQ/STR	251093	—	—	025109	—	—	251533	—	—
	1-5/8" DQ/FW	251103	638U9_	64170_	025110	638V0_	64206_	251543	638V1_	64206_
	1-7/8" DQ/FW	251123	638W1_	64171_	025112	638W2_	64207_	251563	638W3_	64207_
22'0" to 26'11"	1-5/8" CQ/STR	251173	—	—	025117	—	—	251613	—	—
	1-5/8" DQ/FW	251183	638X3_	64172_	025118	638X4_	64208_	251623	638X5_	64208_
	1-7/8" DQ/FW	251203	638Y5_	64173_	025120	638Y6_	64209_	251643	638Y7_	64209_
27'0" to 33'0"/33'11"	1-5/8" CQ/STR	251303	—	—	025130	—	—	251743	—	—
	1-5/8" DQ/FW	251313	638Z7_	64174_	025131	638Z8_	64210_	251753	638Z9_	64210_
	1-7/8" DQ/FW	251323	639A9_	64175_	025132	639B0_	64211_	251763	639B1_	64211_
34'0" to 39'11"	1-5/8" CQ/STR	010679	—	—	010682	—	—	251D08	—	—
	1-5/8" DQ/FW	010680	—	—	010683	—	—	010685	—	—
	1-7/8" DQ/FW	010681	—	—	010684	—	—	010686	—	—
40'0" to 45'11"	1-5/8" CQ/STR	010752	—	—	010754	—	—	010765	—	—
	1-5/8" DQ/FW	005233	—	—	010758	—	—	—	—	—
	1-7/8" DQ/FW	—	—	—	010759	—	—	007829	—	—
46'0" to 49'11"	1-5/8" DQ/FW	—	—	—	010789	—	—	010802	—	—
	1-7/8" DQ/FW	—	—	—	010790	—	—	251D25	—	—

Add the following number to the part no. for desired color:

1-Forest Green 2-Midnight Black 3-Sierra Brown

Industrial Double Swing Gates

Industrial Double Swing Gates

NOTE: Without barb wire. Without hardware.

OPENING	FRAME TYPE	8' HIGH			8'+1 HIGH			10' HIGH		
		GALV	SPECTRA	HEAVY MIL	GALV	SPECTRA	HEAVY MIL	GALV	SPECTRA	HEAVY MIL
Less Than 10'0"	1-5/8" Tube	010819	—	—	010831	—	—	025B58	—	—
	1-5/8" CQ/STR	010820	638J4_	—	—	638J5_	—	025B60	638J6_	—
	1-5/8" DQ/FW	010821	638K6_	—	010832	638K7_	—	—	638K8_	—
	1-7/8" DQ/FW	010822	638L8_	—	010833	638L9_	—	883B00	638M0_	—
10'0" to 13'11"	1-5/8" Tube	025137	—	—	010580	—	—	025B63	—	—
	1-5/8" CQ/STR	025138	638N0_	—	005729	638N1_	—	025B65	638N2_	—
	1-5/8" DQ/FW	025139	638P2_	—	251773	638P3_	—	025B67	638P4_	—
	1-7/8" DQ/FW	025140	638Q4_	—	251783	638Q5_	—	025B69	638Q6_	—
14'0" to 17'11"	1-5/8" Tube	025145	—	—	010581	—	—	025B71	—	—
	1-5/8" CQ/STR	025146	638R6_	—	007400	638R7_	—	025B73	638R8_	—
	1-5/8" DQ/FW	025147	638S8_	—	010582	638S9_	—	025B75	638T0_	—
	1-7/8" DQ/FW	025148	638U0_	—	010583	638U1_	—	025B77	638U2_	—
18'0" to 21'11"	1-5/8" CQ/STR	025153	—	—	010584	—	—	025B79	—	—
	1-5/8" DQ/FW	025154	638V2_	—	007401	638V3_	—	025B81	638V4_	—
	1-7/8" DQ/FW	025156	638W4_	—	010585	638W5_	—	007300	638W6_	—
22'0" to 26'11"	1-5/8" CQ/STR	025161	—	—	010586	—	—	025B84	—	—
	1-5/8" DQ/FW	025162	638X6_	—	010587	638X7_	—	025B86	638X8_	—
	1-7/8" DQ/FW	025164	638Y8_	—	251653	638Y9_	—	025187	638Z0_	—
27'0" to 33'0"/33'11"	1-5/8" CQ/STR	025174	—	—	010588	—	—	025B89	—	—
	1-5/8" DQ/FW	025175	639A0_	—	007403	639A1_	—	025B91	639A2_	—
	1-7/8" DQ/FW	025176	639B2_	—	010589	639B3_	—	025B93	639B4_	—
34'0" to 39'11"	1-5/8" CQ/STR	010687	—	—	010590	—	—	025B96	—	—
	1-5/8" DQ/FW	010688	—	—	010591	—	—	025B98	—	—
	1-7/8" DQ/FW	010689	—	—	251D13	—	—	025C01	—	—
40'0" to 45'11"	1-5/8" CQ/STR	010762	—	—	010592	—	—	025C03	—	—
	1-5/8" DQ/FW	010763	—	—	007402	—	—	025C05	—	—
	1-7/8" DQ/FW	010764	—	—	—	—	—	—	—	—
46'0" to 49'11"	1-5/8" DQ/FW	010799	—	—	010593	—	—	025C13	—	—
	1-7/8" DQ/FW	010800	—	—	—	—	—	025C09	—	—

Add the following number to the part no. for desired color:

1-Forest Green 2-Midnight Black 3-Sierra Brown

Industrial Double Swing Gates

NOTE: Without barb wire. Without hardware.

OPENING	FRAME TYPE	10'+1 HIGH			12' HIGH			12'+1 HIGH		
		GALV	SPECTRA	HEAVY MIL	GALV	SPECTRA	HEAVY MIL	GALV	SPECTRA	HEAVY MIL
Less Than 10'0"	1-5/8" Tube	251C69	—	—	025B59	—	—	251D30	—	—
	1-5/8" CQ/STR	251C70	638J7_	—	025B61	638J8_	—	251C71	638J9_	—
	1-5/8" DQ/FW	251C72	638K9_	—	025B62	638L0_	—	251C73	638L1_	—
	1-7/8" DQ/FW	251C74	638M1_	—	—	638M2_	—	251C75	638M3_	—
10'0" to 13'11"	1-5/8" Tube	251C76	—	—	025B64	—	—	251C77	—	—
	1-5/8" CQ/STR	251C78	638N3_	—	025B66	638N4_	—	251C79	638N5_	—
	1-5/8" DQ/FW	251C80	638P5_	—	025B68	638P6_	—	251C81	638P7_	—
	1-7/8" DQ/FW	251C82	638Q7_	—	025B70	638Q8_	—	251C83	638Q9_	—
14'0" to 17'11"	1-5/8" Tube	251C84	—	—	025B72	—	—	251C85	—	—
	1-5/8" CQ/STR	251C86	638R9_	—	025B74	638S0_	—	251C87	638S1_	—
	1-5/8" DQ/FW	251C88	638T1_	—	025B76	638T2_	—	251C89	638T3_	—
	1-7/8" DQ/FW	251C90	638U3_	—	025B78	638U4_	—	972J00	638U5_	—
18'0" to 21'11"	1-5/8" CQ/STR	251C91	—	—	025B80	—	—	251C92	—	—
	1-5/8" DQ/FW	251C93	638V5_	—	025B82	638V6_	—	251C94	638V7_	—
	1-7/8" DQ/FW	251C95	638W7_	—	025B83	638W8_	—	003337	638W9_	—
22'0" to 26'11"	1-5/8" CQ/STR	251C96	—	—	025B85	—	—	251C97	—	—
	1-5/8" DQ/FW	251C98	638X9_	—	025B87	638Y0_	—	251C99	638Y1_	—
	1-7/8" DQ/FW	007428	638Z1_	—	025B88	638Z2_	—	251D01	638Z3_	—
27'0" to 33'0"/33'11"	1-5/8" CQ/STR	251D02	—	—	025B90	—	—	251D03	—	—
	1-5/8" DQ/FW	251D04	639A3_	—	025B92	639A4_	—	251D05	639A5_	—
	1-7/8" DQ/FW	251D06	639B5_	—	025B94	639B6_	—	251D07	639B7_	—
34'0" to 39'11"	1-5/8" CQ/STR	251D09	—	—	025B97	—	—	251D10	—	—
	1-5/8" DQ/FW	251D11	—	—	025B99	—	—	251D12	—	—
	1-7/8" DQ/FW	251D14	—	—	025C02	—	—	251D15	—	—
40'0" to 45'11"	1-5/8" CQ/STR	251D16	—	—	025C04	—	—	251D17	—	—
	1-5/8" DQ/FW	251D18	—	—	025C06	—	—	251D19	—	—
	1-7/8" DQ/FW	251D20	—	—	025C07	—	—	251D21	—	—
46'0" to 49'11"	1-5/8" DQ/FW	251D28	—	—	025C08	—	—	251D23	—	—
	1-7/8" DQ/FW	251D24	—	—	025C10	—	—	251D34	—	—

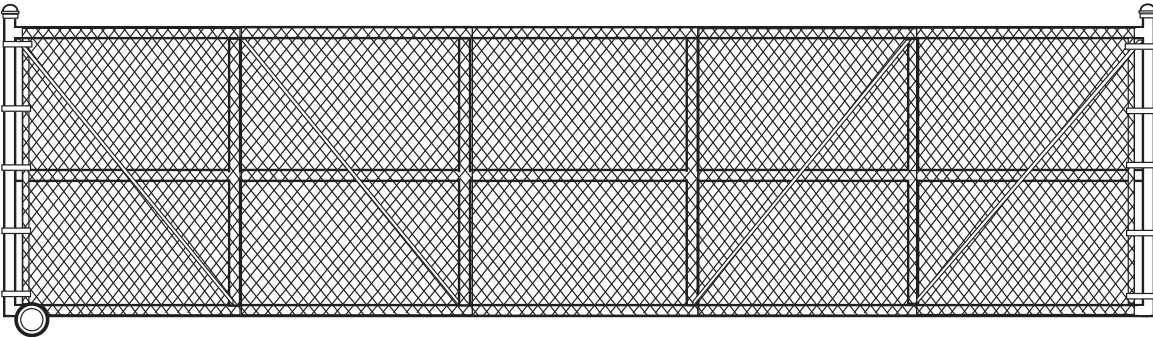
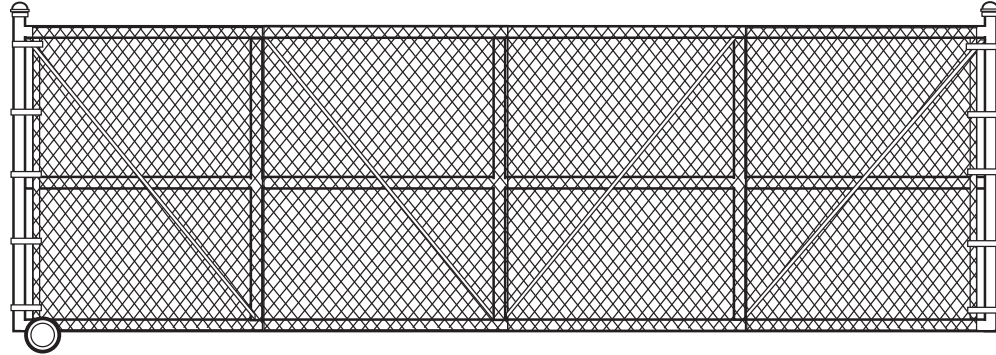
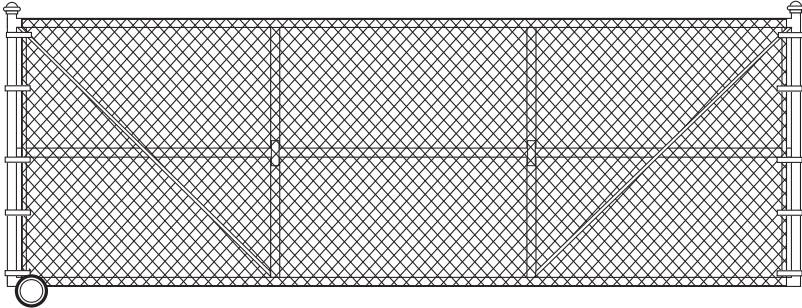
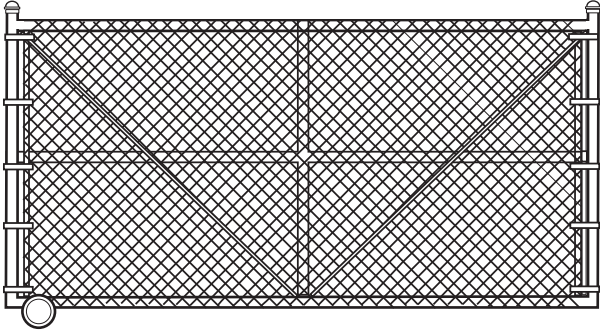
Add the following number to the part no. for desired color:

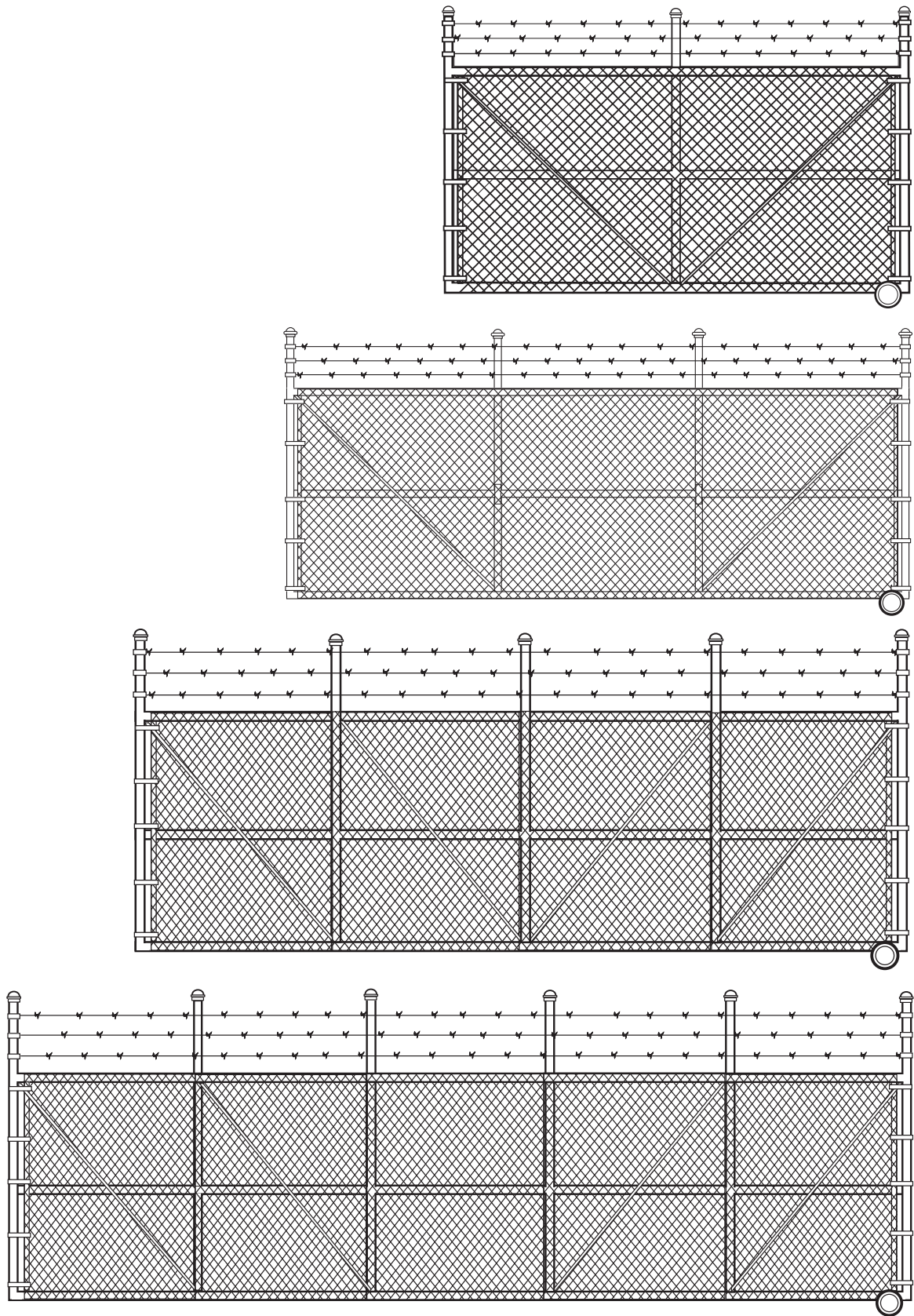
1-Forest Green 2-Midnight Black 3-Sierra Brown

Chain Link - Gates



Industrial Rolling Gates





ROLL GATE SPECIFICATIONS (Industrial and Commercial)

Frame Size

Standard gates are manufactured from the pipe sizes listed. Other sizes are available on special quotation (All Industrial Gates — Non Stock).

Construction

All gates are welded corner construction. Gates include the necessary Bracing and Truss Rods. Gates are manufactured to fit the opening between posts. To allow for rear pipe track wheels, the actual gate will be 9" longer than opening. Ground clearance is 4" to allow for the ground carrier.

Fabric

Standard fabric will be 2" mesh, 9 gauge, zinc-coated steel. Other sizes and finishes are available on special quotation.

Hardware

Gates include caps only. Please refer to the Gate Fittings section for your specific hardware needs.

Barb Wire

Gate height is based on overall height of the gate, either with or without barb wire. Barb wire will be 3 strands of 12-1/2 gauge, 4 point.

Gate Posts

Gate Posts and Safety Post are sold separately. Refer to the post chart for recommended size. Maximum post spacing is 7 feet. Safety Post required.

Gate Post Recommendation

GATE HEIGHT	END POST/SAFETY POST		LINE POST	
	DQ 40	FULL WEIGHT	DQ 40	FULL WEIGHT
LESS THAN 6'	2-3/8" (3.12/FT)	2-3/8" (3.65/FT)	1-7/8" (2.28/FT)	1-7/8" (2.72/FT)
6' AND OVER	2-7/8" (4.64/FT)	2-7/8" (5.79/FT)	2-3/8" (3.12/FT)	2-3/8" (3.65/FT)

Refer to ASTM F567 for minimum requirements for setting gate posts.

Track

1-5/8" DQ 40 (1.83/ft) or Full Weight (2.27/ft). Not included. Ordered and priced separately.

Extras

For SlatMaster™ chain-link fabric, a per square foot charge will be added

Safety Note:

Safety Post required (sold separately).
Single panels greater than 30' not recommended.

Industrial Rolling Gates

NOTE: Without barb wire. Without hardware.

OPENING	FRAME TYPE	4' HIGH			5' HIGH			6' HIGH		
		GALV	SPECTRA	HEAVY MIL	GALV	SPECTRA	HEAVY MIL	GALV	SPECTRA	HEAVY MIL
10'0" to 13'11"	1-5/8" Tube	N00720	—	—	024418	—	—	024419	—	—
	1-5/8" CQ/STR	—	639C0_	—	024519	639C1_	64212_	024520	639C2_	64221_
	1-5/8" DQ/FW	—	639C8_	—	024721	639C9_	64213_	024722	639D0_	64222_
14'0" to 17'11"	1-5/8" Tube	—	—	—	024432	—	—	024433	—	—
	1-5/8" CQ/STR	—	639D6_	—	024533	639D7_	64214_	024534	639D8_	64223_
	1-5/8" DQ/FW	—	639F4_	—	024735	639F5_	64215_	024736	639F6_	64224_
18'0" to 20'11"	1-5/8" Tube	N00939	—	—	024446	—	—	024447	—	—
	1-5/8" CQ/STR	—	639G2_	—	024547	639G3_	64216_	024548	639G4_	64225_
	1-5/8" DQ/FW	—	639H0_	—	024648	639H1_	64217_	024649	639H2_	64226_
21'0" to 27'11"	1-5/8" Tube	—	—	—	024460	—	—	024461	—	—
	1-5/8" CQ/STR	—	639H8_	—	024561	639H9_	64218_	024562	639I0_	64227_
	1-5/8" DQ/FW	—	639I6_	—	024662	639I7_	64219_	024663	639I8_	64228_
28'0" to 34'0"	1-5/8" CQ/STR	—	—	—	024666	—	—	024672	—	—
	1-5/8" DQ/FW	—	639J4_	—	024668	639J5_	64220_	024674	639J6_	64229_

Add the following number to the part no. for desired color:

1-Forest Green 2-Midnight Black 3-Sierra Brown

Industrial Rolling Gates

Industrial Rolling Gates

NOTE: Without barb wire. Without hardware.

OPENING	FRAME TYPE	6'+1 HIGH			7' HIGH			7'+1' HIGH		
		GALV	SPECTRA	HEAVY MIL	GALV	SPECTRA	HEAVY MIL	GALV	SPECTRA	HEAVY MIL
10'0" to 13'11"	1-5/8" Tube	244203	—	—	024420	—	—	244213	—	—
	1-5/8" CQ/STR	245213	639C3_	64230_	024521	639C4_	64230_	245223	639C5_	64239_
	1-5/8" DQ/FW	247233	639D1_	64231_	024723	639D2_	64231_	247243	639D3_	64240_
14'0" to 17'11"	1-5/8" Tube	244343	—	—	024434	—	—	244353	—	—
	1-5/8" CQ/STR	245353	639D9_	64232_	024535	639F0_	64232_	245363	639F1_	64241_
	1-5/8" DQ/FW	247373	639F7_	64233_	024737	639F8_	64233_	247383	639F9_	64242_
18'0" to 20'11"	1-5/8" Tube	244483	—	—	024448	—	—	244493	—	—
	1-5/8" CQ/STR	245493	639G5_	64234_	024549	639G6_	64234_	245503	639G7_	64243_
	1-5/8" DQ/FW	246503	639H3_	64235_	024650	639H4_	64235_	246513	639H5_	64244_
21'0" to 27'11"	1-5/8" Tube	244623	—	—	024462	—	—	244633	—	—
	1-5/8" CQ/STR	245633	639I1_	64236_	024563	639I2_	64236_	245643	639I3_	64245_
	1-5/8" DQ/FW	246643	639I9_	64237_	024664	639J0_	64237_	246653	639J1_	64246_
28'0" to 34'0"	1-5/8" CQ/STR	246783	—	—	024678	—	—	246843	—	—
	1-5/8" DQ/FW	246803	639J7_	64238_	024680	639J8_	64238_	246863	639J9_	64247_

Add the following number to the part no. for desired color:

1-Forest Green 2-Midnight Black 3-Sierra Brown

Industrial Rolling Gates

NOTE: Without barb wire. Without hardware.

OPENING	FRAME TYPE	8' HIGH			8'+1 HIGH			NOTES
		GALV	SPECTRA	HEAVY MIL	GALV	SPECTRA	HEAVY MIL	
10'0" to 13'11"	1-5/8" Tube	024421	—	—	010839	—	—	
	1-5/8" CQ/STR	024522	639C6_	64239_	010840	639C7_	—	
	1-5/8" DQ/FW	024724	639D4_	64240_	010841	639D5_	—	
14'0" to 17'11"	1-5/8" Tube	024435	—	—	010842	—	—	
	1-5/8" CQ/STR	024536	639F2_	64241_	010846	639F3_	—	
	1-5/8" DQ/FW	024738	639G0_	64242_	010847	639G1_	—	
18'0" to 20'11"	1-5/8" Tube	024449	—	—	010848	—	—	
	1-5/8" CQ/STR	024550	639G8_	64243_	010849	639G9_	—	
	1-5/8" DQ/FW	024651	639H6_	64244_	010850	639H7_	—	
21'0" to 27'11"	1-5/8" Tube	024463	—	—	010851	—	—	
	1-5/8" CQ/STR	024564	639I4_	64245_	010852	639I5_	—	
	1-5/8" DQ/FW	024665	639J2_	64246_	010853	639J3_	—	
28'0" to 34'0"	1-5/8" CQ/STR	—	—	—	010854	—	—	
	1-5/8" DQ/FW	024686	639K0_	64247_	010855	639K1_	—	

Add the following number to the part no. for desired color:

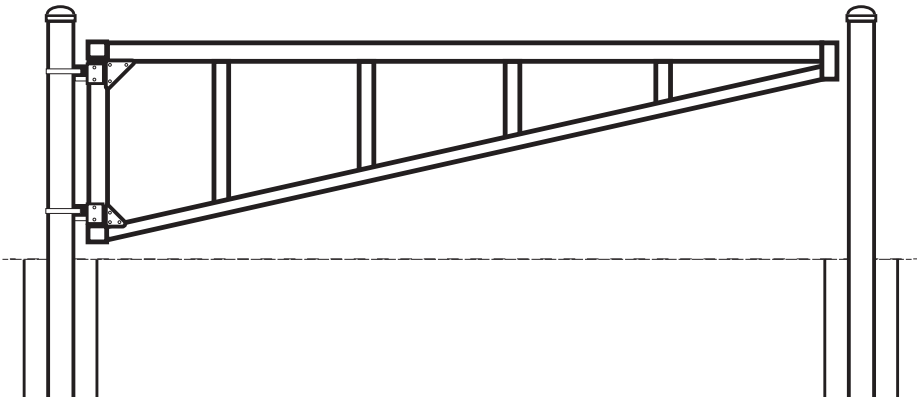
1-Forest Green 2-Midnight Black 3-Sierra Brown

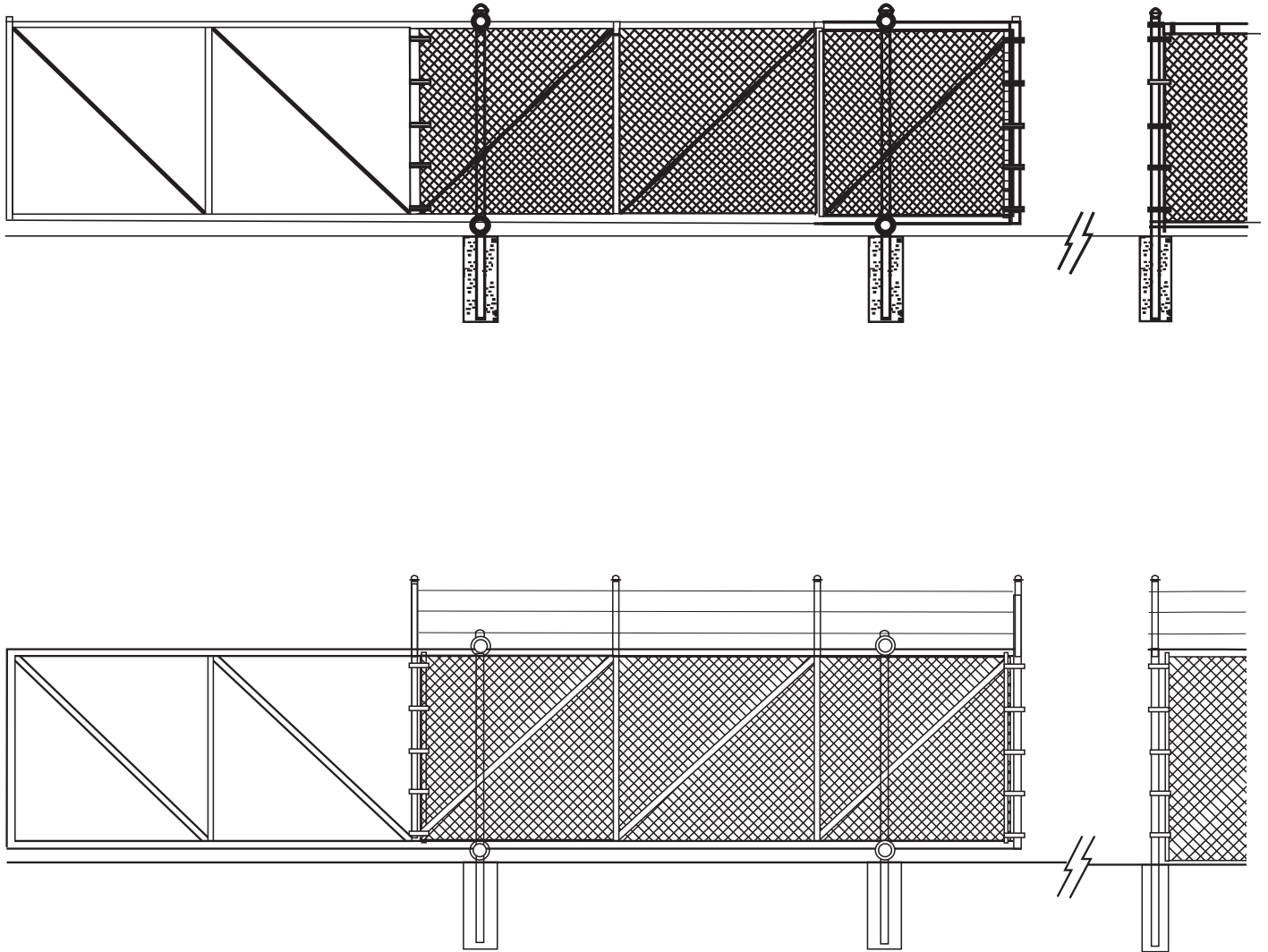
Barrier Gates

Single Swing Barrier Gates / 1-7/8" CQ Frame Only

NOTE: Without hardware.

OPENING	42" HIGH	NOTES
Less than 10'0"	015770	
10'0" to 13'11"	015771	
14'0" to 17'11"	015772	
18'0" to 20'11"	015773	
21'0" to 24'11"	015774	
25'0" to 28'11"	015775	





CANTILEVER GATE SPECIFICATIONS (Industrial and Commercial)

Frame Size

Standard gates are manufactured from the pipe sizes listed. Other sizes are available on special quotation (All Cantilever Gates — Non Stock).

- Horizontal top & bottom members 2-3/8" full weight or DQ 40
- Vertical end members. 1-7/8" full weight or DQ 40
- Vertical braces. 1-7/8" full weight or DQ 40 spaced evenly but not more than 5' on centers
- Horizontal & Diagonal braces 1-5/8" structural or CQ 20

Construction

All gates are welded corner construction. Gates include the necessary bracing. Gates are manufactured to fit the opening between posts. Ground clearance is 6" to allow for bottom Cantilever Rollers.

Fabric

Standard fabric will be 2" mesh, 9 gauge, zinc-coated steel. Other sizes and finishes are available on special quotation.

Hardware

Gates include caps only. Please refer to the Gate Fittings section for your specific hardware needs.

Barb Wire

Gate height is based on overall height of the gate, either with or without barb wire. Barb wire will be 3 strands of 12-1/2 gauge, 4 point.

Gate Posts

Gate Posts and Safety Post are sold separately. Refer to post chart for recommended size. Post spacing should be 6" less than support panel length. Extend Roller posts 6" above fence line to allow for attachment of top rollers. Safety Post required.

Gate Post Recommendation

GATE OPENING WIDTH	O.D. PIPE SIZE	DQ 40 - MINIMUM WEIGHT (LB. PER FT.)	FULL WEIGHT - MINIMUM WEIGHT (LB. PER FT.)
UP TO 12'	2-7/8"	4.64	5.79
12' TO 24'	4"	6.65	9.11
24' AND OVER	6-5/8"	*	18.97

Three 4" posts may be substituted for two 6 5/8" posts.
Refer to ASTM F567 for minimum requirements for setting gate posts.

GATE OPENING WIDTH	SUPPORT PANEL LENGTH
5' THROUGH 6' 11"	SAME AS OPENING SIZE PLUS 6"
7' THROUGH 13' 11"	7' 6"
14' AND UP	1/2 THE DISTANCE OF OPENING PLUS 6"

Extras

For SlatMaster™ chain-link fabric, a per square foot charge will be added

Safety Note:

Safety Post and roller covers/guards are required (sold separately). Single panels greater than 36' not recommended.

Cantilever Gates

NOTE: Without barb wire. Without hardware.
Showing black Heavy Mil cantilever gate part numbers.

OPENING	4' HIGH			5' HIGH			6' HIGH		
	GALV	SPECTRA	HEAVY MIL	GALV	SPECTRA	HEAVY MIL	GALV	SPECTRA	HEAVY MIL
Less than 10'0"	024797	—	—	024800	639L0_	652602	024803	639L1_	652652
10'1" to 15'0"	024812	N00022*	—	024815	639M1_	652612	024818	639M2_	652662
15'1" to 20'0"	024827	—	—	024830	639N2_	652622	024833	639N3_	652672
20'1" to 25'0"	024842	N00025†	—	024845	639P3_	652632	024847	639P4_	652682
25'1" to 30'0"	024856	—	—	024859	639Q4_	652642	024862	639Q5_	652692

* Displaying the green part number
† Displaying the black part number

Cantilever Gates

NOTE: Without barb wire. Without hardware.
Showing black Heavy Mil cantilever gate part numbers.

OPENING	6'+1 HIGH			7' HIGH			7'+1' HIGH		
	GALV	SPECTRA	HEAVY MIL	GALV	SPECTRA	HEAVY MIL	GALV	SPECTRA	HEAVY MIL
Less than 10'0"	248063	639L2_	652653	024806	639L3_	652702	248093	639L4_	652703
10'1" to 15'0"	248213	639M3_	652663	024821	639M4_	652712	248243	639M5_	652713
15'1" to 20'0"	248363	639N4_	652673	024836	639N5_	652722	248393	639N6_	652723
20'1" to 25'0"	248503	639P5_	652683	024850	639P6_	652732	248533	639P7_	652733
25'1" to 30'0"	248653	639Q6_	652693	024865	639Q7_	652742	248683	639Q8_	652743

Add the following number to the part no. for desired color:

1-Forest Green 2-Midnight Black 3-Sierra Brown

Cantilever Gates

Cantilever Gates

NOTE: Without barb wire. Without hardware.
Showing black Heavy Mil cantilever gate part numbers.

OPENING	8' HIGH			8'+1 HIGH			10' HIGH		
	GALV	SPECTRA	HEAVY MIL	GALV	SPECTRA	HEAVY MIL	GALV	SPECTRA	HEAVY MIL
Less than 10'0"	024809	639L5_	652752	010834	639L6_	652753	024C50	639L7_	—
10'1" to 15'0"	024824	639M6_	652762	010836	639M7_	652763	024C54	639M8_	—
15'1" to 20'0"	024839	639N7_	652772	010837	639N8_	652773	024C58	639N9_	—
20'1" to 25'0"	024853	639P8_	652782	024840	639P9_	652783	024C62	639Q0_	—
25'1" to 30'0"	024868	639Q9_	652792	010838	639R0_	652793	024C66	639R1_	—

Cantilever Gates

NOTE: Without barb wire. Without hardware.

OPENING	10'+1 HIGH			12' HIGH			12'+1 HIGH		
	GALV	SPECTRA	HEAVY MIL	GALV	SPECTRA	HEAVY MIL	GALV	SPECTRA	HEAVY MIL
Less than 10'0"	024C51	639L8_	—	024C52	639L9_	—	024C53	639M0_	—
10'1" to 15'0"	024C55	639M9_	—	024C56	639N0_	—	024C57	639N1_	—
15'1" to 20'0"	024C59	639P0_	—	024C60	639P1_	—	024C61	639P2_	—
20'1" to 25'0"	024C63	639Q1_	—	024C64	639Q2_	—	024C65	639Q3_	—
25'1" to 30'0"	024C67	639R2_	—	024C68	639R3_	—	024C69	639R4_	—

Add the following number to the part no. for desired color:

1-Forest Green 2-Midnight Black 3-Sierra Brown

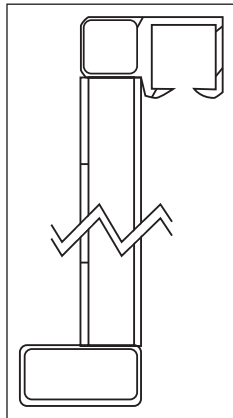
SURTRAC™ ALUMINUM CANTILEVER GATE SPECIFICATIONS

Frame Size

Standard gates are manufactured from square aluminum members conforming to ASTM B 221, Alloy and Temper 6061-T6.

- Single Track Top Track Rail..... 2-3/4" x 4-3/4" rectangular aluminum weight 4.62/ft.
- Dual Track Top Track Rail 2-3/4" x 9" rectangular aluminum weight 7.95/ft.
- Horizontal bottom member..... 2" x 4" aluminum weight 1.73/ft, 0.25" thickness.
- Gate Frame..... 2" square aluminum weight 1.12/ft, 0.25" thickness.
- Vertical Interior Bracing 2" square aluminum weight 1.12/ft.spaced evenly but not more than 6' on centers.

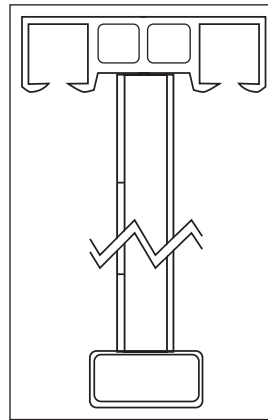
Single Track



Single Gates
up to 30'

Double Gates
up to 60'

Dual Track



Single Gates
from 30'1" to 50'

Double Gates
up to 100'

Construction

All gates are welded corner construction. Gates include the necessary bracing. Gates are manufactured to fit the opening between posts. Ground clearance is 4".

Hardware

4", 6-5/8", and 8-5/8" hardware is available, ordered separately.

Posts

Gate Posts and Safety Post are sold separately. Refer to post chart for recommended size. Post spacing should be 6" less than support panel length. Extend Roller posts 6" above fence line to allow for attachment of top rollers. Safety Post required for Single Track gates.

For any gate where Support Posts are greater than 10' apart, a line post must be installed, centered between the two Support Posts that is supported on each side with top rail and cross trussed to Support Posts.

Fabric

Standard fabric will be 2" mesh, 9 gauge galvanized/aluminized (aluminum-coated steel). Other sizes and finishes are available on special quotation.

Barb Wire

Barb wire will be 3 strands of aluminized 12-1/2 gauge, 4 point.

Single Gates - Post Recommendation

GATE OPENING WIDTH	SUPPORT POST QTY.	LATCH POST QTY.	SAFETY POST QTY.	LINE POST QTY.	O.D. PIPE SIZE	DQ 40 OR FW PIPE
UP TO 20'	2	1	1	0	4"	ASTM F 1043 ASTM F 1083
20' TO 31'	2	1	1	1	4"	ASTM F 1043 ASTM F 1083
31' AND OVER	4	1	0	1	4"	ASTM F 1043 ASTM F 1083

Refer to ASTM F567 for minimum requirements for setting gate posts.

Aluminum Cantilever Gates

Single Track SurTrac Aluminum Cantilever Gates

NOTE: Without barb wire. Without hardware.

OPENING	TAIL LENGTH	OVERALL GATE LENGTH	6' HIGH		6'+1 HIGH		7' HIGH	
			GALV	SPECTRA	GALV	SPECTRA	GALV	SPECTRA
10'	4'	14'	059110	06004_	059131	06022_	059152	06043_
12'	5'	17'	059111	06005_	059132	06023_	059153	06044_
14'	6'	20'	059112	06006_	059133	06024_	059154	06045_
16'	7'	23'	059113	06001_	059134	06025_	059155	06046_
18'	8'	26'	059114	06002_	059135	06026_	059156	06047_
20'	8'	28'	059115	06003_	059136	06027_	059157	06048_
22'	9'	31'	059116	06007_	059137	06028_	059158	06049_
24'	10'	34'	059117	06008_	059138	06029_	059159	06050_
26'	11'	37'	059118	06009_	059139	06030_	059160	06051_
28'	12'	40'	059119	06010_	059140	06031_	059161	06052_
30'	12'	42'	059120	06011_	059141	06032_	059162	06053_

OPENING	TAIL LENGTH	OVERALL GATE LENGTH	7'+1 HIGH		8' HIGH		8'+1 HIGH	
			GALV	SPECTRA	GALV	SPECTRA	GALV	SPECTRA
10'	4'	14'	059174	06064_	059196	06085_	059238	06106_
12'	5'	17'	059175	06065_	059197	06086_	059239	06107_
14'	6'	20'	059176	06066_	059198	06087_	059246	06108_
16'	7'	23'	059177	06067_	059199	06088_	059247	06109_
18'	8'	26'	059178	06068_	059201	06089_	059248	06110_
20'	8'	28'	059179	06069_	059202	06090_	059249	06111_
22'	9'	31'	059181	06070_	059203	06091_	059251	06112_
24'	10'	34'	059182	06071_	059204	06092_	059252	06113_
26'	11'	37'	059183	06072_	059211	06093_	059253	06114_
28'	12'	40'	059184	06073_	059212	06094_	059254	06115_
30'	12'	42'	059185	06074_	059213	06095_	059256	06116_

Hardware Kits / For Single Track SurTrac Aluminum Cantilever Gates

DESCRIPTION	FOR SINGLE GATES		FOR DOUBLE GATES		NOTES
	GALV	BLACK	GALV	BLACK	
4" Single Track Hardware Kit	009099	012439	009105	012472	
6-5/8" Single Track Hardware Kit	009100	012440	009106	012473	
8-5/8" Single Track Hardware Kit	009101	012441	009107	012474	

Add the following number to the part no. for desired color:

1-Forest Green 2-Midnight Black 3-Sierra Brown

Dual Track SurTrac Aluminum Cantilever Gates

NOTE: Without barb wire. Without hardware.

OPENING	TAIL LENGTH	OVERALL PANEL LENGTH	6' HIGH		6'+1 HIGH		7' HIGH	
			GALV	SPECTRA	GALV	SPECTRA	GALV	SPECTRA
32'	13'	45'	059121	06012_	059142	06033_	059163	06054_
34'	14'	48'	059122	06013_	059143	06034_	059164	06055_
36'	15'	51'	059123	06014_	059144	06035_	059165	06056_
38'	16'	54'	059124	06015_	059145	06036_	059166	06057_
40'	16'	56'	059125	06016_	059146	06037_	059167	06058_
42'	17'	59'	059126	06017_	059147	06038_	059168	06059_
44'	18'	62'	059127	06018_	059148	06039_	059169	06060_
46'	19'	65'	059128	06019_	059149	06040_	059170	06061_
48'	20'	68'	059129	06020_	059150	06041_	059171	06062_
50'	20'	70'	059130	06021_	059151	06042_	059172	06063_

OPENING	TAIL LENGTH	OVERALL PANEL LENGTH	7'+1 HIGH		8' HIGH		8'+1 HIGH	
			GALV	SPECTRA	GALV	SPECTRA	GALV	SPECTRA
32'	13'	45'	059186	06075_	059214	06096_	059257	06117_
34'	14'	48'	059187	06076_	059217	06097_	059258	06118_
36'	15'	51'	059188	06077_	059218	06098_	059259	06119_
38'	16'	54'	059189	06078_	059219	06099_	059261	06120_
40'	16'	56'	059190	06079_	059231	06100_	059262	06121_
42'	17'	59'	059191	06080_	059232	06101_	059263	06122_
44'	18'	62'	059192	06081_	059233	06102_	059264	06123_
46'	19'	65'	059193	06082_	059234	06103_	059266	06124_
48'	20'	68'	059194	06083_	059236	06104_	059267	06125_
50'	20'	70'	059195	06084_	059237	06105_	059268	06126_

Hardware Kits / For Dual Track SurTrac Aluminum Cantilever Gates

DESCRIPTION	FOR SINGLE GATES		FOR DOUBLE GATES		NOTES
	GALV	BLACK	GALV	BLACK	
4" Single Track Hardware Kit	009102	012442	009108	012475	
6-5/8" Single Track Hardware Kit	009103	012443	009109	012476	
8-5/8" Single Track Hardware Kit	009104	012443	009112	012477	

Add the following number to the part no. for desired color:

1-Forest Green 2-Midnight Black 3-Sierra Brown

Aluminum Cantilever Gates

Reversible SurTrac Aluminum Cantilever Gates

NOTE: Without hardware.

FEATURES:

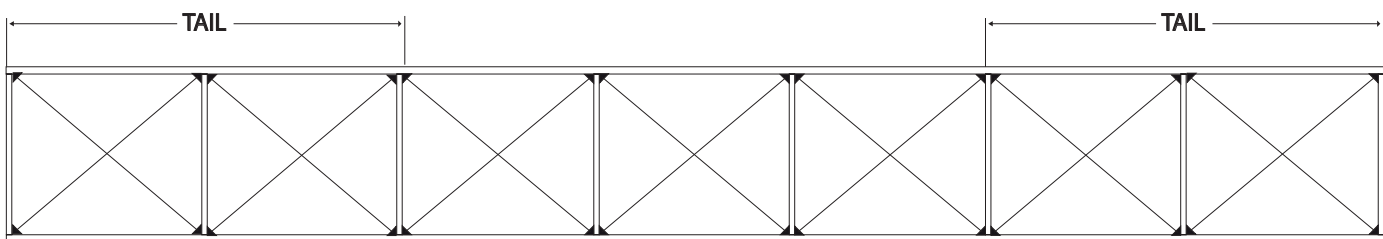
- Standard Size gates that can be hung on right or left side and still maintain perfect balance
- Barb Wire Arm kits can be added for additional security (Barb wire sold separately)
- On the ground availability for immediate replacement when accidents occur
- Ideal for high security and high volume applications
- 5 year warranty on the Gate System

6' HIGH

OPENING	TAIL LENGTH	OVERALL PANEL LENGTH	GALV	BLACK	NOTES
20'	8'	28'	734C00	011484	
24'	10'	34'	735C00	011486	
30'	12'	42'	736C00	011485	

Hardware Kits / For Reversible SurTrac Aluminum Cantilever Gates

DESCRIPTION	GALV	BLACK	NOTES
4" Single Track Hardware Kit	009099	012439	
Barb Arm Kit for 20' and 24' Opening	342Y00	011726	
Barb Arm Kit for 30' Opening	009148	011727	



Hardware Kit Components / For Single Track and Dual Track SurTrac Aluminum Cantilever Gates

DESCRIPTION	GALV	BLACK	NOTES
Truck Assembly 5/8" Bolt	987L00	—	
4" Cantilever Latch with U-Bolt	433M00	012392	
4" Truck Bracket with U-Bolt	989L00	012390	
4" Bottom Guide Roller with U-Bolt	168M00	012391	
6-5/8" Truck Bracket with U-Bolt	171M00	012394	
6-5/8" Bottom Guide Roller with U-Bolt	170M00	012395	
8-5/8" Truck Bracket with U-Bolt	172M00	012396	
8-5/8" Bottom Guide Roller with U-Bolt	173M00	012397	

Stabilizer Brace / For Single Track and Dual Track SurTrac Aluminum Cantilever Gates

NOTE Use with:

- SurTrac gates installed with a gate opener
- Manual SurTrac gates with an opening greater than 24'
- SurTrac gates in high wind areas

DESCRIPTION	GALV	NOTES
2" x 4" Stabilizer Brace Bolt-on (sold by foot of opening)	429U00	

NOTES

NOTES

NOTES

NOTES

NOTES

NOTES

NOTES

T-Posts

Pages AG-4 to AG-7

Wood Posts and Rails

Pages AG-8 to AG-12

Barb Wire and Barbless Wire

Pages AG-13 to AG-14

Fence Stays and Gripples

Page AG-15

Woven Wire

Pages AG-16 to AG-22

Welded Wire

Pages AG-23 to AG-24

Wire Fence and Hardware Cloth

Page AG-25

Panels

Page AG-26

Gates

Pages AG-27 to AG-29

Kennels

Page AG-30 to AG-31

Plastic and Wood Slats Fence

Page AG-32




Fences Types

Cattle Fences

RECOMMENDED

- 4 to 5 strand Barb Wire fences
- Woven Wire fences with 1 or more barb wire strands above the Woven Wire
- Wire Panel fences
- Heavyweight and Extra-Heavyweight wire
- Clearly visible fences
- Minimum fence height: 60"




Horse Fences

RECOMMENDED

- Square Knot Woven Wire horse fences with less than 4" openings
- Heavyweight and Extra-Heavyweight wire
- Clearly visible fences
- Minimum fence height: 48"

NOT RECOMMENDED

- Barb Wire fences
- High-Tensile Wire fences




Sheep and Goat Fences

RECOMMENDED

- Woven Wire fences for non-horned sheep and goats
- Mesh Wire fences for non-horned sheep and goats
- Heavyweight and Extra-Heavyweight wire
- Minimum fence height: 39"

NOT RECOMMENDED

- Barb Wire fences
- Temporary fencing




Hog Fences

RECOMMENDED

- Woven Wire fences with 1 or more barb wire strands along the ground
- Small openings between the woven wires
- Fences built close to the ground
- Medium and Heavyweight wire
- Maximum fence height: 54"

NOT RECOMMENDED

- Barb Wire fences
- Cable fences



Wire Basics

Wire Types

HIGH TENSILE

With approximately 0.28% carbon content, high tensile wire is significantly stronger and longer lasting than low carbon wire.

LOW CARBON

Low Carbon wire is made from steel rod of approximately 0.10% carbon content. This wire is easy to work with and fairly forgiving. Products that are not labeled as High Tensile use Low Carbon wire.

Wire Coatings

BEZINAL

95% Zinc + 5% Aluminum

2-3 times more corrosion resistant than zinc wire with same coating weight

CLASS 3

0.80 oz. of zinc/ft²

Meets or exceeds ASTM A 121, A 116, and A 641

More than 2.5 times thicker than Class 1 coating

CLASS 1

0.28 oz. of zinc/ft²

Commonly used to coat low carbon wire

Industry standard

COMMERCIAL

Zinc coating with no minimum ASTM coating weight

Commonly used on welded wires, poultry netting, and hardware cloth.

Lowest grade

- 9 gauge
- 10 gauge
- 11 gauge
- 12-1/2 gauge
- 14 gauge
- 14-1/2 gauge
- 16 gauge
- 17 gauge
- 18 gauge
- 20 gauge

Barb Wire and Electric Wire

ELECTRIC WIRE

Consists of one strand of smooth, conductive wire

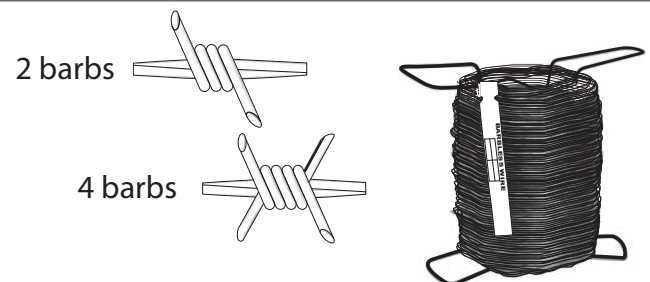
BARB WIRE

Consists of two strands of wire twisted together with barbs evenly spaced.

Comes in 2 point barbs or 4 point barbs

BARBLESS WIRE

Consists of one strand of smooth wire




Woven Wire and Welded Wire

Woven Wire

1047 - 6 - 12-1/2 ga.

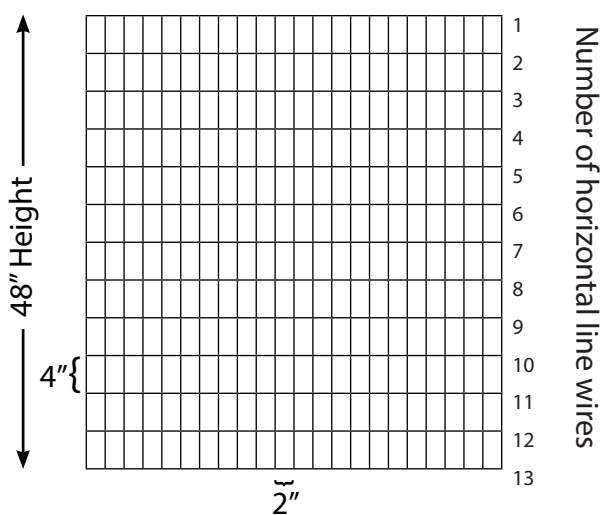
horizontal line wire quantity roll height distance between vertical wires (stays) wire gauge



Welded Wire

2" x 4" x 48"

mesh width mesh height roll height



Knot Types for Woven Wire

HINGE KNOT

The Hinge Knot stretches and gives, allowing it to absorb animal impact without damage.

Uniform crimps keep the hinge knot fence tight under strain.

SQUARE KNOT

Square Knot woven wire has extra vertical strength to withstand heavy impact.

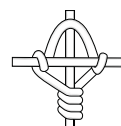
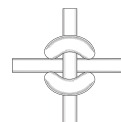
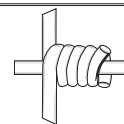
The knot construction is smooth to prevent snags and cuts.

FIXED KNOT

The Fixed Knot uses solid vertical stay wires to allow for increased post spacing.

The knot cannot come apart under pressure, making it highly resistant to impact.

Uniform crimps keep the hinge knot fence tight under strain.



Acreeage Guide

Conversion Table

LINEAR		
MILES	FEET	RODS
1/32	165	10
1/16	330	20
1/8	660	40
1/4	1,320	80
1/2	2,640	160
1	5,280	320

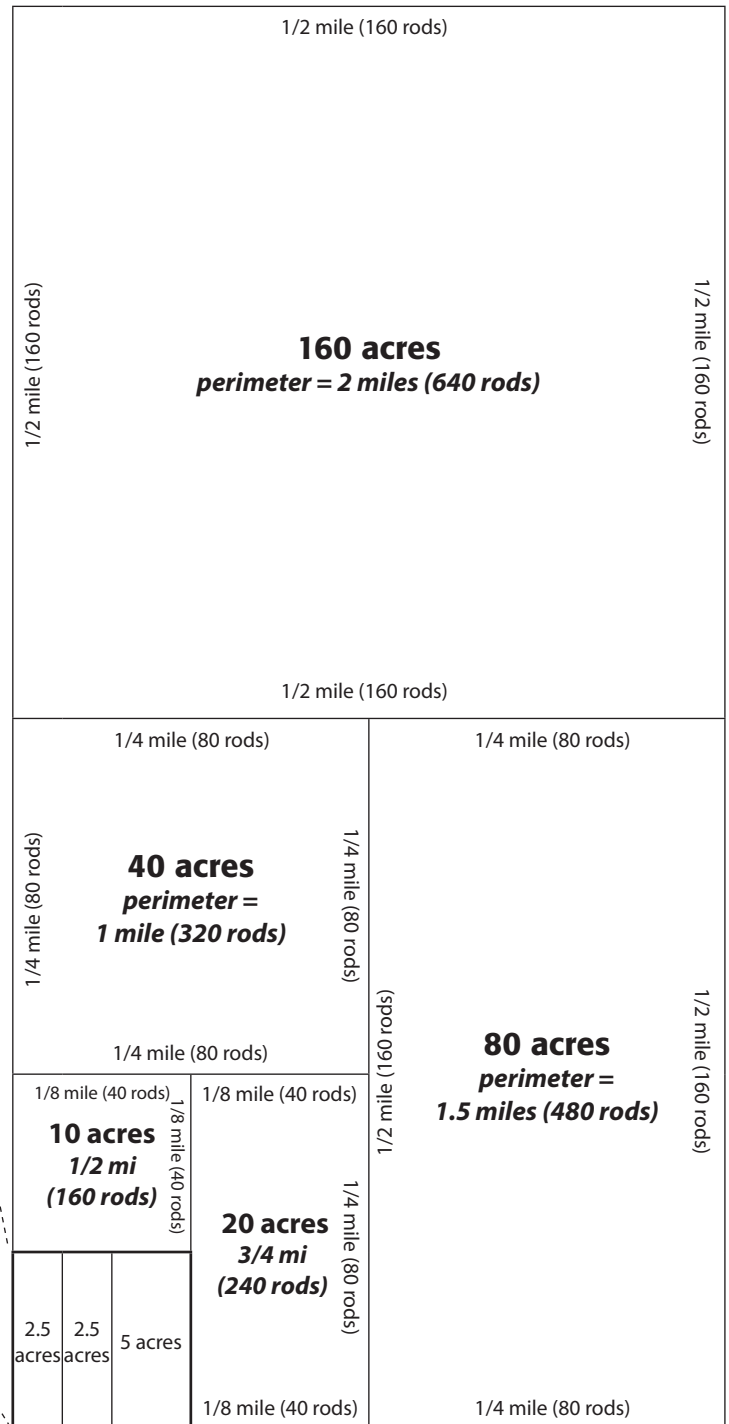
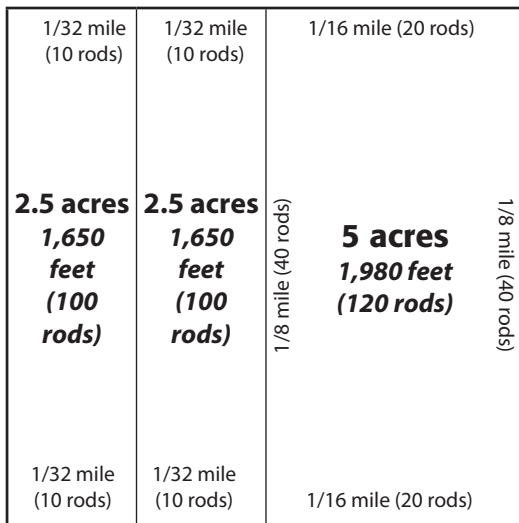
SQUARE

1 acre = 0.00156 sq. mile

1 acre = 43,560 sq. feet

1 acre = 160 sq. rod

Closeup View



T Posts

Green with Cream Tip - Domestic / Light Weight 1.25/ft. • Non-Certified

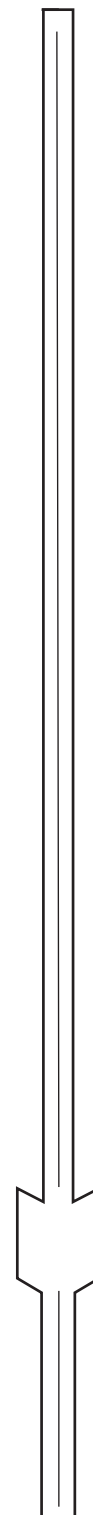
LENGTH	PART NO. W/O CLIP	PART NO. WITH CLIP	BUNDLE QTY	WEIGHT EA.	NOTES
6'	011429	011430	200	7.50	
6'6"	011449	008582	200	8.13	
7'	011454	008585	200	8.75	

Green with Cream Tip - Domestic / Heavy Weight 1.33/ft. • Non-Certified

LENGTH	PART NO. W/O CLIP	PART NO. WITH CLIP	BUNDLE QTY	WEIGHT EA.	NOTES
5'	628Y00	012457	200	6.65	
5'6"	596Y00	595Y00	200	7.32	
6'	011425	008580	200	7.98	
6'6"	011428	008583	200	8.65	
7'	011426	008586	200	9.31	
8'	011427	008589	200	10.64	

Green with Cream Tip - Domestic / Heavy Weight 1.33/ft. • Certified ASTM A 702

LENGTH	PART NO. W/O CLIP	PART NO. WITH CLIP	BUNDLE QTY	WEIGHT EA.	NOTES
5'6"	011433	009326	200	7.32	
6'	011434	009327	200	7.98	
6'6"	011431	009329	200	8.65	
7'	011435	009330	200	9.31	
8'	011436	009328	200	10.64	
10'	011437	872X00	200	13.30	



Green with Cream Tip - Import / Light Weight 1.25/ft.

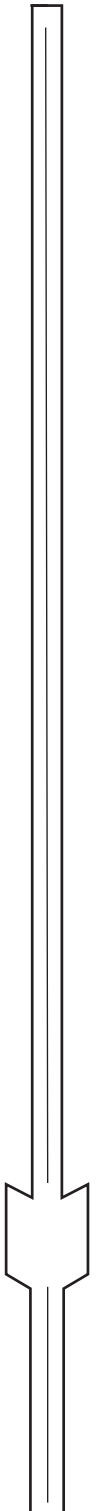
LENGTH	PART NO. W/O CLIP	PART NO. WITH CLIP	BUNDLE QTY	WEIGHT EA.	NOTES
4'	366X00	011455	200	5.00	
5'	034895	034807	200	6.25	
5' 6"	008576	034808	200	6.88	
6'	034843	034847	200	7.50	
6' 6"	009446	034848	200	8.13	
7'	034845	034809	200	8.75	
8'	034859	034849	200	10.00	

Green with Cream Tip - Import / Heavy Weight 1.33/ft.

LENGTH	PART NO. W/O CLIP	PART NO. WITH CLIP	BUNDLE QTY	WEIGHT EA.	NOTES
5'	034861	034815	200	6.65	
5' 6"	034862	034816	200	7.32	
6'	034863	034860	200	7.98	
6' 6"	034864	034868	200	8.65	
7'	034865	034869	200	9.31	
7' 6"	034866	011456	200	9.98	
8'	034867	034877	200	10.64	
10'	033208	011457	200	13.30	

Green with Gold Tip - Domestic / Light Weight 1.25/ft. • Non-Certified

LENGTH	PART NO. W/O CLIP	PART NO. WITH CLIP	BUNDLE QTY	WEIGHT EA.	NOTES
5'	011441	010856	200	6.25	
5' 6"	011442	010857	200	6.88	
6'	011443	010858	200	7.50	
6' 6"	011444	010859	200	8.13	
7'	011445	010860	200	8.75	
8'	011446	010861	200	10.00	
9'	011447	010862	200	11.25	
10'	011448	010890	200	12.50	



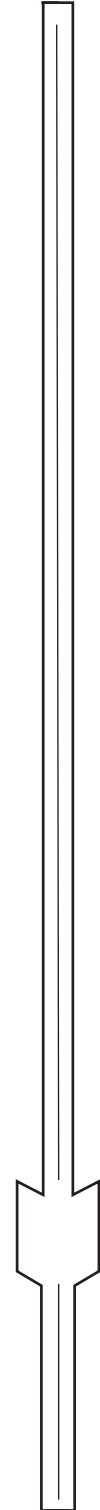
T Posts

Green with Lime Tip - Domestic / Heavy Weight 1.33/ft. • Non-Certified

LENGTH	PART NO. W/O CLIP	PART NO. WITH CLIP	BUNDLE QTY	WEIGHT EA.	NOTES
5'6"	011458	010891	200	7.32	
6'	011459	010892	200	7.98	
6'6"	011460	010893	200	8.65	
7'	011461	010894	200	9.31	
8'	011462	010895	200	10.64	
10'	011463	010896	200	13.30	

Green with Lime Tip - Domestic / Heavy Weight 1.33/ft. • Galvanized

LENGTH	PART NO. W/O CLIP	PART NO. WITH CLIP	BUNDLE QTY	WEIGHT EA.	NOTES
5'	007104	007103	200	6.65	
5'6"	413G00	011464	200	7.32	
7'6"	034820	034915	200	9.98	



Galvanized - Domestic / Heavy Weight 1.33/ft.

LENGTH	PART NO. W/O CLIP	PART NO. WITH CLIP	BUNDLE QTY	WEIGHT EA.	NOTES
5'	011383	—	200	6.65	
5'6"	011384	—	200	7.32	
6'	011385	034913	200	7.98	
6'6"	011386	034914	200	8.65	
7'	011387	034875	200	9.31	
7'6"	011388	—	200	9.98	
8'	011389	034916	200	10.64	
10'	001Y00	614C00	200	13.30	

Galvanized - Import / Heavy Weight 1.33/ft.

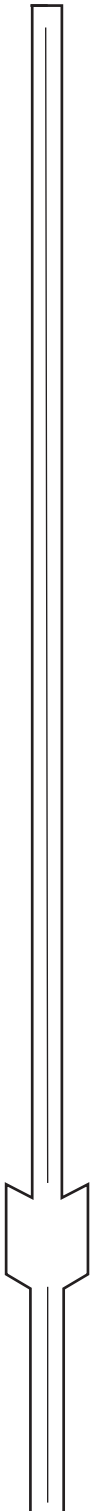
LENGTH	PART NO. W/O CLIP	PART NO. WITH CLIP	BUNDLE QTY	WEIGHT EA.	NOTES
5'	011376	011470	200	6.65	
5'6"	011377	011471	200	7.32	
6'	011378	011472	200	7.98	
6'6"	011379	011473	200	8.65	
7'	011380	011474	200	9.31	
7'6"	011381	011475	200	9.98	
8'	011382	011476	200	10.64	
10'	011538	011537	200	13.30	

T Post Accessories

DESCRIPTION	PART NO.	WEIGHT EA.	NOTES
T Post Clips 12 ga.	023656	0.02	
Sr. T Post Clips Class 3	034822	0.02	
Easy Twist Tie 11 ga.	582W00	0.01	

T Post Angle Braces

DESCRIPTION	PART NO.	WEIGHT EA.	NOTES
2" x 2" x 7' - Green	034905	22.33	
2-1/2" x 2-1/2" x 7' - Green	034906	28.70	
1/2" x 1-1/2" Hex Nut and Bolt	020750	0.15	



Wood Posts

2-1/2" to 3" Diameter Treated Pine Posts / 0.40 CCA • Tapered Blunt End

LENGTH	PART NO.	WEIGHT EA.	NOTES
6' 6"	012430	12.17	

3" to 3-1/2" Diameter Treated Pine Posts / 0.40 CCA • Tapered Blunt End

LENGTH	PART NO.	WEIGHT EA.	NOTES
6' 6"	011465	26.63	

3-1/2" to 4" Diameter Treated Pine Posts / 0.40 CCA • Tapered Blunt End

LENGTH	PART NO.	WEIGHT EA.	NOTES
6' 6"	011466	32.53	

4" to 5" Diameter Treated Pine Posts / 0.40 CCA • Tapered Blunt End


LENGTH	PART NO.	WEIGHT EA.	NOTES
6' 6"	011467	38.20	
7'	011545	56.40	
8'	011468	73.00	

5" to 6" Diameter Treated Pine Posts / 0.40 CCA • Tapered Blunt End

LENGTH	PART NO.	WEIGHT EA.	NOTES
7'	011547	76.00	
8'	011469	96.00	
10'	374Y00	49.50	

6" to 7" Diameter Treated Pine Posts / 0.40 CCA • Tapered Blunt End


LENGTH	PART NO.	WEIGHT EA.	NOTES
8'	011549	125.00	



NOTE: 0.40 CCA (Chromated Copper Arsenate) is treated for ground contact.

4-1/2" Diameter Treated Pine Posts / ACQ • Doweled Blunt End

LENGTH	PART NO.	WEIGHT EA.	NOTES
8'	011577	42.00	



5-1/2" Diameter Treated Pine Posts / ACQ • Doweled Blunt End


LENGTH	PART NO.	WEIGHT EA.	NOTES
12'	011582	98.00	

6-1/2" Diameter Treated Pine Posts / ACQ • Doweled Blunt End

LENGTH	PART NO.	WEIGHT EA.	NOTES
8'	011583	83.00	
10'	011584	110.00	

8" to 9" Diameter Treated Pine Posts / ACQ • Tapered Blunt End

LENGTH	PART NO.	WEIGHT EA.	NOTES
12'	011588	215.00	



NOTE: ACQ (Alkaline Copper Quaternary) is treated for ground contact.

Wood Posts and Rail

3-1/2" to 4" Diameter Treated Pine Posts / MCA • Tapered Blunt End

LENGTH	PART NO.	WEIGHT EA.	NOTES
7'	011562	26.00	
8'	011564	30.00	

4" to 5" Diameter Treated Pine Posts / MCA • Doweled Blunt End

LENGTH	PART NO.	WEIGHT EA.	NOTES
7'	598Y00	28.00	
8'	599Y00	32.00	

4" to 5" Diameter Treated Pine Posts / MCA • Tapered Blunt End

LENGTH	PART NO.	WEIGHT EA.	NOTES
7'	011566	28.00	
8'	011568	32.00	

4-1/2" to 5" Diameter Treated Pine Posts / MCA • Tapered Blunt End


LENGTH	PART NO.	WEIGHT EA.	NOTES
10'	011570	62.00	
12'	011572	75.00	

6" to 7" Diameter Treated Pine Posts / MCA • Doweled Blunt End


LENGTH	PART NO.	WEIGHT EA.	NOTES
8'	600Y00	120.00	

Corral Rail / MCA

LENGTH	PART NO.	WEIGHT EA.	NOTES
1" x 6" x 16'	272Y00	35.00	



NOTE: MCA (Micronized Copper Azole) is treated for ground contact.



Treated Pine Rails / ACQ • For Doweled Rail System

DESCRIPTION	PART NO.	DIAMETER	WEIGHT EA.	NOTES
3-1/2" Diameter x 8' L	012166	3-1/2"	26.00	
4-1/2" Diameter x 8' L	012167	4-1/2"	42.00	
4-1/2" Diameter x 10' L	012168	4-1/2"	57.00	

Treated Pine Posts for 1 Rail System / ACQ • For Doweled Rail System

DESCRIPTION	PART NO.	DIAMETER	WEIGHT EA.	NOTES
7' Line Post - Dome Top	012169	5-1/2"	52.00	
7' End Post - Dome Top	012170	6-1/2"	72.00	
7' Corner Post - Dome Top	012171	6-1/2"	72.00	
8' Line Post - Dome Top	012172	5-1/2"	52.00	
8' End Post - Dome Top	012173	6-1/2"	72.00	
8' Corner Post - Dome Top	012174	6-1/2"	72.00	

Treated Pine Posts for 2 Rail System / ACQ • For Doweled Rail System

DESCRIPTION	PART NO.	DIAMETER	WEIGHT EA.	NOTES
5'6" Line Post - Dome Top	012175	5-1/2"	37.00	
5'6" End Post - Dome Top	012176	6-1/2"	51.00	
5'6" Corner Post - Dome Top	012177	6-1/2"	51.00	

Treated Pine Posts for 3 Rail System / ACQ • For Doweled Rail System

DESCRIPTION	PART NO.	DIAMETER	WEIGHT EA.	NOTES
7' Line Post - Dome Top	012181	5-1/2"	52.00	
7' End Post- Dome Top	012182	6-1/2"	72.00	
7' Corner Post- Dome Top	012183	6-1/2"	72.00	
7' Line Post - Flat Top	012178	5-1/2"	52.00	
7' End Post- Flat Top	012179	6-1/2"	72.00	
7' Corner Post- Flat Top	012180	6-1/2"	72.00	


Treated Pine Posts for 4 Rail System / ACQ • For Doweled Rail System

DESCRIPTION	PART NO.	DIAMETER	WEIGHT EA.	NOTES
8' Line Post - Flat Top	012184	5-1/2"	60.00	
8' End Post- Flat Top	012185	6-1/2"	82.00	
8' Corner Post- Flat Top	012186	6-1/2"	82.00	

Staples


Fence Staples / Bezinal Coating • 8 ga.

DESCRIPTION	PART NO.	CARTON WEIGHT	NOTES
1-1/2" Double Barbed Staple - Bezinal coating	334A00	8.00	




Fence Staples / Class 3 • 8 ga.

DESCRIPTION	PART NO.	CARTON WEIGHT	NOTES
1-1/4" Single Barbed Staple	705Y00	10.00	
1-1/2" Double Barbed Staple	476Y00	50.00	
1-3/4" Double Barbed Staple	011720	50.00	
1-3/4" Double Barbed Staple	011636	8.00	



Fence Staples / Commercial Galvanized • 8 ga.

DESCRIPTION	PART NO.	CARTON WEIGHT	NOTES
1-1/4" Double Barbed Staple	011489	50.00	
1-1/2" Knurled Staple	080173	50.00	
1-3/4" Double Barbed Staple	011490	50.00	




High Tensile Electric Fence Wire / Steel

Single cartons

DESCRIPTION	PART NO	GAUGE	FT PER COIL	WEIGHT EA.	NOTES
170,000 PSI Class 3	011274	12-1/2	4000'	100.00	
200,000 PSI Class 3	011276	12-1/2	4000'	100.00 lb	
170,000 PSI A05 Spec	011275	12-1/2	4000'	100.00 lb	

NOTE: Lengths are approximate




Electric Fence Wire - Import / Steel

Coils per pallet: 5

DESCRIPTION	PART NO	GAUGE	FT PER COIL	WEIGHT EA.	NOTES
17 ga. 1/4 Mile	011519	17	1320'	10.12	
17 ga. 1/2 Mile	011520	17	2640'	20.25	
14 ga. 1/4 Mile	011521	14	1320'	48.00	
14 ga. 1/2 Mile	011522	14	2640'	96.00	

NOTE: Lengths are approximate.



High Tensile Barb Wire - Domestic / Class 3 Galvanized • Meets ASTM A 121

Reels per pallet: 27

DESCRIPTION	PART NO.	QTY PER REEL	WEIGHT EA.	NOTES
2 pt. 15-1/2 ga. 5" Barb Spacing	011592	1320'	42.00 lb	
4 pt. 15-1/2 ga. 5" Barb Spacing	013499	1320'	45.00	
4 pt 15-1/2 ga. 3" Barb Spacing	408W00	1320'	80.00 lb	



Barb Wire - Domestic / Class 3 Galvanized • Meets ASTM A 121

Reels per pallet: 27

DESCRIPTION	PART NO.	QTY PER REEL	WEIGHT EA.	NOTES
2 pt. 12-1/2 ga. 4" Barb Spacing	011591	1320'	83.00 lb	
4 pt. 12-1/2 ga. 5" Barb Spacing	013505	1320'	88.00 lb	



Barb Wire, Spec - Domestic / Class 1 Galvanized • Meets ASTM A 121

Reels per pallet: 27

DESCRIPTION	PART NO.	QTY. PER REEL	WEIGHT EA.	NOTES
2 pt. 12-1/2 ga. 4" Barb Spacing	006321	1320'	82.00	
4 pt. 12-1/2 ga. 5" Barb Spacing	013506	1320'	88.00	



Barbless Wire

Barb Wire, Non-Spec - Domestic / Class 1 Galvanized

Reels per pallet: 27

DESCRIPTION	PART NO.	QTY PER REEL	WEIGHT EA.	NOTES
2 pt. 12-1/2 ga. 5" Barb Spacing Flat Barbs	887Y00	1320'	81.00	
2 pt. 12-1/2 ga. 5" Barb Spacing	013504	1320'	78.00	



Barb Wire, Non-Spec - Domestic / Commercial Galvanized

Reels per pallet: 27

DESCRIPTION	PART NO.	QTY PER REEL	WEIGHT EA.	NOTES
2 pt. 12-1/2 ga.	011593	1320'	68.00	
4 pt. 12-1/2 ga.	013503	1320'	82.00	



Barb Wire, Non-Spec - Import / Commercial Galvanized

Reels per pallet: 27

DESCRIPTION	PART NO.	QTY. PER REEL	WEIGHT EA.	NOTES
2 pt 12-1/2 ga. Flat Barbs	013502	1320'	69.00 lb	
4 pt 12-1/2 ga.	013501	1320'	77.00	



Barbless Wire - Domestic

Reels per pallet: 32

DESCRIPTION	PART NO.	QTY PER REEL	WEIGHT EA.	NOTES
12-1/2 ga. Class 3	011594	1320'	72.00 lb	
12-1/2 ga. Class 1	013534	1320'	62.00	
12-1/2 ga. Commercial	011595	1320'	64.00 lb	



Barbless Wire - Import / Class 1 Galvanized

Reels per pallet: 32

DESCRIPTION	PART NO.	QTY PER REEL	WEIGHT EA.	NOTES
14-1/2 ga.	013532	1320'	44.01	
12-1/2 ga.	013531	1320'	62.00	



Fence Stays / Class 1 Galvanized • 9-1/2 ga.

DESCRIPTION	PART NO.	WEIGHT EA.	NOTES
24"	018Y00	0.25	
36"	013529	0.35	
42"	013516	0.41	
48"	013521	0.46	



Fence Stays / Commercial Galvanized • 9-1/2 ga.

DESCRIPTION	PART NO.	WEIGHT EA.	NOTES
42"	011374	2.10	
48"	011375	2.40	

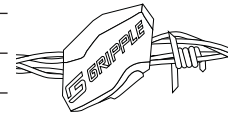


Gripples

DESCRIPTION	PART NO.	FOR WIRE GAUGES	FOR WIRE TYPE	WEIGHT EA.	NOTES
Small Gripple	632909	17 to 14	Fence Wire	.004	
Medium Gripple	036271	14 to 10	Fence Wire	.060	
Large Gripple	633139	12-1/2	Fence and Barb Wire	.600	
Gripple T-Clip #1	036999	14 to 10	Fence Wire	.060	
Gripple T-Clip #2	632919	12-1/2	Fence and Barb Wire	.249	
Gripple Torque Tensioning Tool (600 lbs pull)	633149	N/A	N/A	2.60	



For fence wire



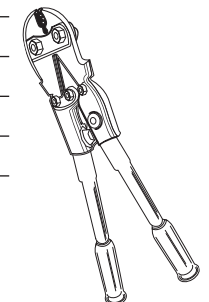
For barb wire

NOTE: Fence wire is also known as slick wire or barbless wire.

Nico Press Splicing Sleeves

100 sleeves per carton

DESCRIPTION	PART NO.	FOR FENCE WIRE GAUGES	FOR BARB WIRE GAUGES	WEIGHT CTN.	NOTES
Small Sleeve	070005	12-1/2	N/A	0.75	
Medium Sleeve	070006	11 to 10	14	1.75	
Large Sleeve	070007	9	13-1/2 to 12-1/2	2.50	
Nico Press Splicing Tool	070001	N/A	N/A	5.00	



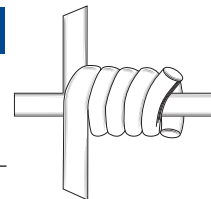
NOTE: Fence wire is also known as slick wire or barbless wire.

Woven Field Fence

High Tensile Field Fence - Hinge Knot / Class 3 Galvanized

Feet per roll: 330
Rolls per pallet: 9

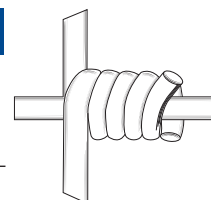
STYLE	PART NO.	HEIGHT	STRANDS	STAY SPACING	WEIGHT EA.	NOTES
726 - 6 - 14-1/2 ga	056508	26"	7	6"	74.00	
1047 - 6 - 14-1/2 ga.	056587	47"	10	6"	120.00	
1047 - 6 - 12-1/2 ga.	056574	47"	10	6"	151.00	



High Tensile Field Fence - Import - Hinge Knot / Class 3 Galvanized

Feet per roll: 330
Rolls per pallet: 9

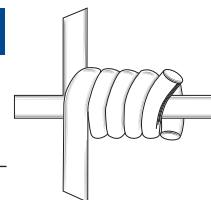
STYLE	PART NO.	HEIGHT	STRANDS	STAY SPACING	WEIGHT EA.	NOTES
1047 - 6 - 12-1/2 ga.	011516	47"	10	6"	180.00	



Field Fence - Hinge Knot / Class 3 Galvanized

Feet per roll: 330
Rolls per pallet: 9

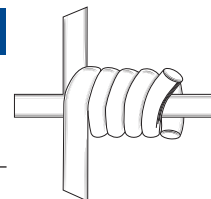
STYLE	PART NO.	HEIGHT	STRANDS	STAY SPACING	WEIGHT EA.	NOTES
832 - 6 - 12-1/2 ga.	056575	32"	8	6"	155.00	
1047 - 6 - 11 ga.	056576	47"	10	6"	190.00	
1047 - 6 - 9 ga.	056560	47"	10	6"	450.00	



Field Fence - Hinge Knot / Class 1 Galvanized

Feet per roll: 330
Rolls per pallet: 9

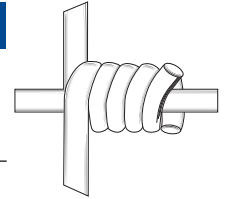
STYLE	PART NO.	HEIGHT	STRANDS	STAY SPACING	WEIGHT EA.	NOTES
832 - 6 - 12-1/2 ga.	036180	32"	8	6"	132.00	
939 - 6 - 12-1/2 ga.	056562	39"	9	6"	168.00	
1047 - 6 - 12-1/2 ga.	036178	47"	10	6"	175.00	
1156 - 6 - 12-1/2 ga.	056579	56"	11	6"	237.00	



Field Fence - Domestic - Hinge Knot / Class 1 Galvanized

Feet per roll: 330
Rolls per pallet: 9

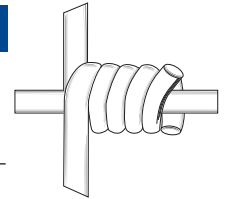
STYLE	PART NO.	HEIGHT	STRANDS	STAY SPACING	WEIGHT EA.	NOTES
726 - 6 - 12-1/2 ga.	020628	26"	7	6"	128.00	
832 - 6 - 12-1/2 ga.	020630	32"	8	6"	147.00	
1047 - 6 - 12-1/2 ga.	020634	47"	10	6"	190.00	



Field Fence - Import - Hinge Knot / Class 1 Galvanized

Feet per roll: 330
Rolls per pallet: 9

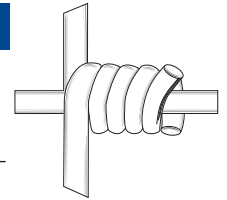
STYLE	PART NO.	HEIGHT	STRANDS	STAY SPACING	WEIGHT EA.	NOTES
832 - 6 - 12-1/2 ga.	011513	32"	8	6"	132.00	
939 - 6 - 12-1/2 ga.	011514	39"	9	6"	170.00	
1047 - 6 - 12-1/2 ga.	011515	47"	10	6"	120.00	



Field Fence - Hinge Knot / Commercial Galvanized

Feet per roll: 330
Rolls per pallet: 9


STYLE	PART NO.	HEIGHT	STRANDS	STAY SPACING	WEIGHT EA.	NOTES
832 - 6 - 12-1/2 ga.	020674	32"	8	6"	147.00	
939 - 6 - 12-1/2 ga.	020676	39"	9	6"	168.00	
1156 - 6 - 12-1/2 ga.	020680	56"	11	6"	223.00	



Field Fence - Square Knot / Class 1 Galvanized

Feet per roll: 330
Rolls per pallet: 9

STYLE	PART NO.	HEIGHT	STRANDS	STAY SPACING	WEIGHT EA.	NOTES
832 - 6 - 12-1/2 ga.	056506	32"	8	6"	150.00	
939 - 6 - 12-1/2 ga.	056507	39"	9	6"	163.00	
1047 - 6 - 12-1/2 ga.	056535	47"	10	6"	183.00	

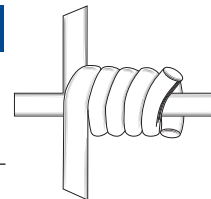


Woven Farm Field Fence

Farm Field Fence - Import - Hinge Knot / Class 3 Galvanized

Feet per roll: 330
Rolls per pallet: 9

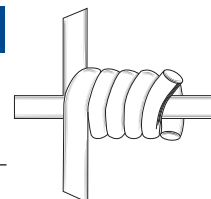
STYLE	PART NO.	HEIGHT	STRANDS	STAY SPACING	WEIGHT EA.	NOTES
1047 - 6 - 14-1/2 ga.	011518	47"	10	6"	93.00	



Farm Field Fence - Hinge Knot / Class 1 Galvanized

Feet per roll: 330
Rolls per pallet: 9

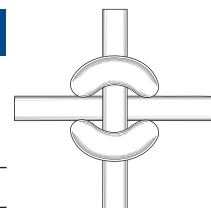
STYLE	PART NO.	HEIGHT	STRANDS	STAY SPACING	WEIGHT EA.	NOTES
939 - 6 - 12-1/2 ga.	036192	39"	9	6"	170.00	



Farm Field Fence - Square Knot / Commercial Galvanized

Feet per roll: 330
Rolls per pallet: 9

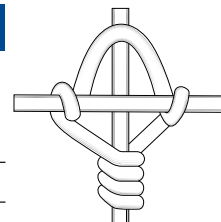
STYLE	PART NO.	HEIGHT	STRANDS	STAY SPACING	WEIGHT EA.	NOTES
832 - 6 - 12-1/2 ga.	011368	32"	8	6"	147.00	
939 - 6 - 12-1/2 ga.	011369	39"	9	6"	168.00	
1047 - 6 - 12-1/2 ga.	011370	47"	10	6"	188.00	



High Tensile Farm Field Fence - Fixed Knot / Commercial Galvanized

Feet per roll: 330
Rolls per pallet: 9

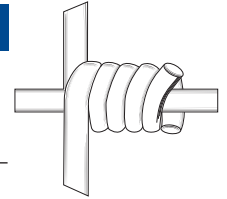
STYLE	PART NO.	HEIGHT	STRANDS	STAY SPACING	WEIGHT EA.	NOTES
1047 - 6 - 12-1/2 ga.	011632	47"	10	6"	183.00	
1156 - 6 - 12-1/2 ga.	011633	56"	11	6"	205.00	



High Tensile Farm Coastal Fence - Hinge Knot / Class 3 Galvanized

Feet per roll: 330
Rolls per pallet: 8


STYLE	PART NO.	HEIGHT	STRANDS	STAY SPACING	WEIGHT EA.	NOTES
1047 - 6 - 13 ga.	011273	47"	10	6"	146.00	



High Tensile Farm Coastal Fence - Square Knot / Class 3 Galvanized

Feet per roll: 330
Rolls per pallet: 9

STYLE	PART NO.	HEIGHT	STRANDS	STAY SPACING	WEIGHT EA.	NOTES
1047 - 6 - 13 ga.	011517	47"	10	6"	97.00	

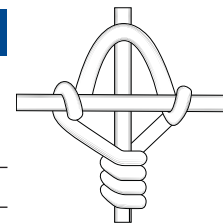


Woven Wildlife and Game Fence

High Tensile Wildlife Fence - Fixed Knot / Bezinol Coating

Feet per roll: 330
Rolls per pallet: 6

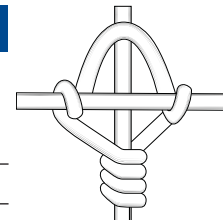
STYLE	PART NO. BLACK	HEIGHT	STRANDS	STAY SPACING	WEIGHT EA.	NOTES
2096 - 6 - 12-1/2 ga.	588V00	96"	20	6"	396.00	



High Tensile Wildlife Fence - Fixed Knot / Class 3 Galvanized

Feet per roll: 330
Single roll

STYLE	PART NO.	HEIGHT	STRANDS	STAY SPACING	WEIGHT EA.	NOTES
1348 - 6 - 12-1/2 ga.	036231	48"	13	6"	240.00	
1561 - 6 - 12-1/2 ga.	036951	61"	15	6"	279.00	
1775 - 6 - 12-1/2 ga.	036239	75"	17	6"	332.00	
2096 - 6 - 12-1/2 ga.	036230	96"	20	6"	414.00	
2096 - 12 - 12-1/2 ga.	036229	96"	20	12"	276.00	



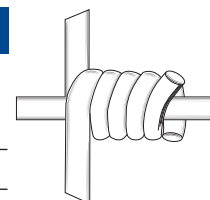
Feet per roll: 660

1348 - 12 - 12-1/2 ga.	011267	48"	13	12"	339.00	
949 - 12 - 12-1/2 ga.	011250	49"	9	12"	260.00	

High Tensile Game Fence - Hinge Knot / Commercial Galvanized

Feet per roll: 330

STYLE	PART NO.	HEIGHT	STRANDS	STAY SPACING	WEIGHT EA.	NOTES
1896 - 6 - 12-1/2 ga.	011634	96"	18	6"	350.00	



Splicing Sleeve for Wildlife Fence / 12-1/2 ga.

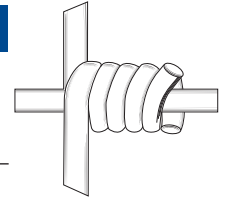
STYLE	PART NO.	BOX QTY	WEIGHT EA.	NOTES
Long Sleeve	700Y00	100	1.00	



Sheep and Goat Fence - Hinge Knot / Class 3 Galvanized

Feet per roll: 330
Rolls per pallet: 4

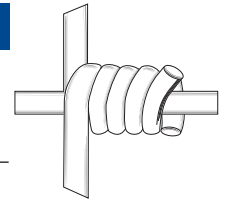
STYLE	PART NO.	HEIGHT	STRANDS	STAY SPACING	WEIGHT EA.	NOTES
1348 - 4 - 12-1/2 ga.	012407	48"	13	4"	289.00	



Sheep and Goat Fence - Hinge Knot / 4"W x 4"H Mesh • Class 1 Galvanized

Feet per roll: 330
Rolls per pallet: 4


STYLE	PART NO.	HEIGHT	STRANDS	STAY SPACING	WEIGHT EA.	NOTES
1348 - 4 - 12-1/2 ga.	036028	48"	13	4"	261.00	
1660 - 4 - 12-1/2 ga.	031V00	60"	16	4"	180.00	



Sheep and Goat Fence - Square Knot / Class 1 Galvanized

Feet per roll: 330
Rolls per pallet: 8

STYLE	PART NO.	HEIGHT	STRANDS	STAY SPACING	WEIGHT EA.	NOTES
1348 - 4 - 12-1/2 ga.	888Y00	48"	13	4"	262.00	



Woven Non-Climb Horse Fence

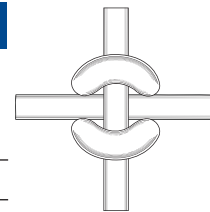
Non-Climb Horse Fence - Square Knot / 2"W x 4"H Mesh • Bezinial Coating

Feet per roll: 100
Rolls per pallet: 11

STYLE	PART NO.	HEIGHT	HORIZONTAL GAUGE	VERTICAL GAUGE	WEIGHT EA.	NOTES
36" H	011599	36"	10	12-1/2	94.00	
48" H	036184	48"	12-1/2	14	122.00	
60" H	036188	60"	12-1/2	14	151.00	
72" H	036189	72"	12-1/2	14	179.00	

Feet per roll: 200
Rolls per pallet: 6

48" H	011268	48"	10	12-1/2	244.00	
60" H	011269	60"	10	12-1/2	296.00	



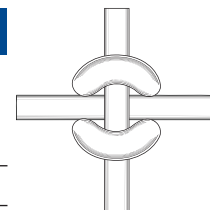
Non-Climb Horse Fence - Square Knot / 2"W x 4"H Mesh • Class 3 Galvanized

Feet per roll: 100
Rolls per pallet: 8

STYLE	PART NO.	HEIGHT	HORIZONTAL GAUGE	VERTICAL GAUGE	WEIGHT EA.	NOTES
60" H	011488	60"	10	12-1/2	154.00	

Feet per roll: 200
Rolls per pallet: 4

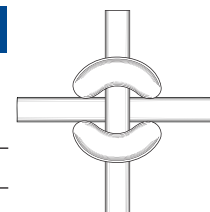
48" H	011487	48"	10	12-1/2	247.00	
60" H	036195	60"	10	12-1/2	302.00	



Non-Climb Horse Fence - Square Knot / 2"W x 4"H Mesh • Class 1 Galvanized

Feet per roll: 100

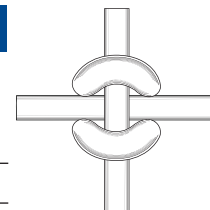
STYLE	PART NO.	HEIGHT	HORIZONTAL GAUGE	VERTICAL GAUGE	WEIGHT EA.	NOTES
36" H	011599	36"	10	12-1/2	94.00	



Non-Climb Horse Fence - Square Knot / 2"W x 4"H Mesh • Commercial Galvanized

Feet per roll: 100
Rolls per pallet: 8


STYLE	PART NO.	HEIGHT	HORIZONTAL GAUGE	VERTICAL GAUGE	WEIGHT EA.	NOTES
48" H	011371	48"	10	12-1/2	122.00	
60" H	011372	60"	10	12-1/2	151.00	
70" H	011373	72"	10	12-1/2	179.00	



Utility Welded Wire Fabric - Domestic / 14 ga.

Feet per roll: 50
Rolls per pallet: 16

DESCRIPTION	PART NO.	HEIGHT	MESH SIZE		GAUGE	WEIGHT EA.	NOTES
			W x H				
2" x 4" x 36"	056355	36"	2" x 4"		14	24.00	
2" x 4" x 48"	056360	48"	2" x 4"		14	31.50	
2" x 4" x 60"	056365	60"	2" x 4"		14	39.00	
2" x 4" x 72"	056370	72"	2" x 4"		14	47.00	




Feet per roll: 100
Rolls per pallet: 9

2" x 4" x 36"	036123	36"	2" x 4"		14	41.00	
2" x 4" x 48"	036124	48"	2" x 4"		14	60.00	
2" x 4" x 60"	036125	60"	2" x 4"		14	76.00	
2" x 4" x 72"	036126	72"	2" x 4"		14	89.00	

Utility Welded Wire Fabric - Import / 14 ga.

Feet per roll: 50
Rolls per pallet: 16

DESCRIPTION	PART NO.	HEIGHT	MESH SIZE		GAUGE	WEIGHT EA.	NOTES
			W x H				
2" x 4" x 36"	011492	36"	2" x 4"		14	24.00	
2" x 4" x 48"	011494	48"	2" x 4"		14	31.50	
2" x 4" x 60"	011496	60"	2" x 4"		14	39.00	
2" x 4" x 72"	011498	72"	2" x 4"		14	47.00	



Feet per roll: 100
Rolls per pallet: 9


2" x 4" x 36"	011493	36"	2" x 4"		14	41.00	
2" x 4" x 48"	011495	48"	2" x 4"		14	60.00	
2" x 4" x 60"	011497	60"	2" x 4"		14	76.00	
2" x 4" x 72"	011703	72"	2" x 4"		14	89.00	

Welded Wire Fabric

Utility Welded Wire Fabric / 12-1/2 ga.

Feet per roll: 50
Rolls per pallet: 16

DESCRIPTION	PART NO.	HEIGHT	MESH SIZE		GAUGE	WEIGHT EA.	NOTES
			W x H				
2" x 4" x 36"	056382	36"	2" x 4"		12-1/2	36.00	
2" x 4" x 48"	056384	48"	2" x 4"		12-1/2	48.00	
2" x 4" x 60"	056386	60"	2" x 4"		12-1/2	59.50	
2" x 4" x 72"	056388	72"	2" x 4"		12-1/2	70.50	




Feet per roll: 100
Rolls per pallet: 9

2" x 4" x 36"	056651	36"	2" x 4"		12-1/2	72.00	
2" x 4" x 48"	056652	48"	2" x 4"		12-1/2	96.00	
2" x 4" x 60"	056653	60"	2" x 4"		12-1/2	119.00	
2" x 4" x 72"	056654	72"	2" x 4"		12-1/2	141.00	

Utility Welded Wire Fabric - Domestic



Feet per roll: 50

DESCRIPTION	PART NO. GREEN	PART NO. BLACK	PART NO. BROWN	GAUGE	WEIGHT EA.	NOTES
2" x 4" x 60"	—	517603	—	14	38.00	
1" x 1" x 48"	518801	518802	—	15	30.00	



Feet per roll: 100

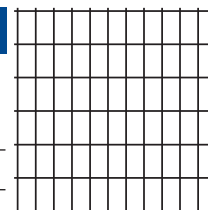
1" x 1" x 36"	—	056723	—	14	50.00	
2" x 3" x 48"	056711	056712	—	14	19.00	
1-1/2" x 4" x 48"	518791	518792	—	14	74.50	
2" x 4" x 60"	517733	517602	—	14	76.00	



Utility Welded Wire Fabric - Import

Feet per roll: 50

DESCRIPTION	PART NO. GREEN	PART NO. BLACK	PART NO. BROWN	GAUGE	WEIGHT EA.	NOTES
2" x 4" x 36"	056721	011534	011511	14	23.00	
2" x 4" x 48"	056741	056742	011512	14	30.00	



Feet per roll: 100

2" x 4" x 36"	056731	056732	056733	14	46.00	
2" x 4" x 48"	056751	056752	056753	14	60.00	

Panels

Hog Panel / Pre-Galvanized Wire with Hot Dipped Zinc Coating

DESCRIPTION	PART NO.	HEIGHT	LINE WIRES	GAUGE	WEIGHT EA.	NOTES
34" x 16'	036131	34"	11	4	29.00	

6"
6"
5"
4"
3"
2"
2"
2"
2"

Sheep and Goat Panel / Pre-Galvanized Wire with Hot Dipped Zinc Coating

DESCRIPTION	PART NO.	HEIGHT	LINE WIRES	GAUGE	WEIGHT EA.	NOTES
42" x 16'	484B00	42"	13	4	51.00	

4"
4"
4"
4"
4"
4"
4"
4"
4"
4"
4"

Combo Panel / Pre-Galvanized Wire with Hot Dipped Zinc Coating

DESCRIPTION	PART NO.	HEIGHT	LINE WIRES	GAUGE	WEIGHT EA.	NOTES
50" x 16'	056322	50"	13	4	42.00	

6"
6"
6"
6"
6"
6"
4"
3"
3"
2"
2"
2"

Cattle Panel / Pre-Galvanized Wire with Hot Dipped Zinc Coating

DESCRIPTION	PART NO.	HEIGHT	LINE WIRES	GAUGE	WEIGHT EA.	NOTES
50" x 16'	000V11	50"	10	4	35.00	

6"
6"
6"
6"
6"
6"
6"
6"
4"

Utility Panels / Pre-Galvanized Wire with Hot Dipped Zinc Coating

DESCRIPTION	PART NO.	HEIGHT	LINE WIRES	GAUGE	WEIGHT EA.	NOTES
48" x 16'	006216	48"	16	6	38.00	
60" x 16'	011635	60"	16	6	49.00	
60" x 20'	287Y00	60"	16	6	59.00	

6"
6"
6"
6"
6"
6"
6"
4"
4"

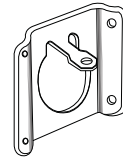
Horse Panels / Pre-Galvanized Wire with Hot Dipped Zinc Coating

DESCRIPTION	PART NO.	HEIGHT	LINE WIRES	GAUGE	WEIGHT EA.	NOTES
60" x 16'	000P81	60"	16	6	70.19	
68" x 24'	023315	68"	18	6	111.93	

4"
4"
4"
4"
4"
4"
4"
4"
4"
4"
4"
4"
4"
4"
4"
4"

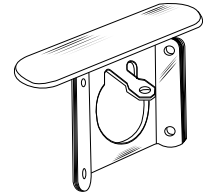
Universal Post Plate / Pressed Steel - Galvanized

DESCRIPTION	PART NO.	PER SACK	WEIGHT EA.	NOTES
Universal	023665	100	0.33	



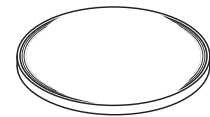
Dual Post Cap / Pressed Steel - Galvanized

DESCRIPTION	PART NO.	PER SACK	WEIGHT EA.	NOTES
Universal	023666	50	0.70	



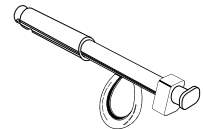
Cap Weld On Cattle Panel / Pressed Steel - Galvanized

DESCRIPTION	PART NO.	PER SACK	WEIGHT EA.	NOTES
1-5/8"	011611	100	0.05	
1-7/8"	011612	50	0.07	



K-Bar Latch / Steel - Galvanized

DESCRIPTION	PART NO.	PER SACK	WEIGHT EA.	NOTES
Universal w 1-5/8" Band	023672	5	2.70	
Left Hand Mount	023676	5	2.45	
Right Hand Mount	023677	5	2.39	




Farm Gates

Farm Gate 6 Rail - Import / 1-3/4" Diameter Tube Frame

DESCRIPTION	PART NO.	HEIGHT	TUBE GAUGE	WEIGHT EA.	NOTES
4' Wide	011553	50"	19	17.00	
6' Wide	011554	50"	19	26.00	
8' Wide	011528	50"	19	34.00	
10' Wide	011529	50"	19	42.00	
12' Wide	011530	50"	19	51.00	
14' Wide	011531	50"	19	60.00	
16' Wide	011532	50"	19	69.00	
18' Wide	011533	50"	19	78.00	

NOTE: Includes hardware.



Farm Gate 6 Rail / 1-3/4" Diameter Welded Steel Tube Construction • 10" Horizontal Bar Spacing

DESCRIPTION	PART NO.	HEIGHT	TUBE GAUGE	WEIGHT EA.	NOTES
4' Wide	036004	50"	19	18.00	
6' Wide	036005	50"	19	26.00	
8' Wide	036006	50"	19	35.00	
10' Wide	036007	50"	19	43.00	
12' Wide	036008	50"	19	51.00	
14' Wide	036009	50"	19	60.00	
16' Wide	036010	50"	19	68.00	
18' Wide	036011	50"	19	78.00	


NOTE: Includes 2 hinges with 5/8" x 6" screw hooks.
Does not include 5/8" x 12" hinge bolt.



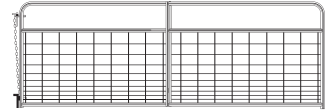
Farm Gate 6 Rail / 2" Diameter Tube Frame • Green Powder Coated

DESCRIPTION	PART NO.	HEIGHT	TUBE GAUGE	WEIGHT EA.	NOTES
10' Wide - Green	021083	50"	16	43.00	
12' Wide - Green	021084	50"	16	51.00	
14' Wide - Green	021085	50"	16	60.00	
16' Wide - Green	021086	50"	16	68.00	

NOTE: Includes hardware.
Out-to-out is 4" shorter than gate opening width shown above



Wire-Filled Farm Gates / 1-3/4" 18 ga. Diameter Tube Frame • Gray Powder Coated



DESCRIPTION	PART NO.	HEIGHT	WIRE HEIGHT	WEIGHT EA.	NOTES
4' Wide - Gray	020540	50"	34"	27.00	
6' Wide - Gray	020542	50"	34"	35.00	
8' Wide - Gray	020544	50"	34"	45.00	
10' Wide - Gray	020546	50"	34"	54.00	
12' Wide - Gray	020548	50"	34"	61.00	
14' Wide - Gray	020550	50"	34"	71.00	
16' Wide - Gray	020552	50"	34"	83.00	

NOTE: Includes 2 hinges with 5/8" x 6" law screws.

NOTE: Out-to-out is 4" shorter than gate opening width shown above

Wire-Filled Farm Gates - Import / 1-3/4" 19 ga. Galvanized Tube



DESCRIPTION	PART NO.	HEIGHT	MESH SIZE		WEIGHT EA.	NOTES
			W X H			
4' Wide	011711	50"	2" x 4"		26.00	
6' Wide	011712	50"	2" x 4"		35.00	
8' Wide	011713	50"	2" x 4"		44.00	
10' Wide	011714	50"	2" x 4"		53.00	
12' Wide	011715	50"	2" x 4"		61.00	
14' Wide	011716	50"	2" x 4"		72.00	
16' Wide	011717	50"	2" x 4"		83.00	


NOTE: With hardware

Kennels

Hound Surround Kennel Panels / 1-3/8" galvanized tubing • Panels include two clamps

DESCRIPTION	PART NO.	WEIGHT EA.	NOTES
4' High			
6' Wide Side/End Panel	070997	23.00	
8' Wide Side/End Panel	070994	30.00	
10' Wide Side/End Panel	070999	34.00	
6' Wide Gate Panel	070998	36.00	
6' High			
6' Wide Side/End Panel	071005	29.00	
10' Wide Side/End Panel	071014	45.00	
12' Wide Side/End Panel	071015	51.00	
6' Wide Gate Panel	071010	49.00	
10' Wide Gate Panel	071012	60.00	


NOTE: Very large or aggressive animals may require commercial grade enclosures.



Commercial Grade Kennel Panels / 1-3/8" 16 ga. galvanized tubing • 11 ga. wire mesh

DESCRIPTION	PART NO.	WEIGHT EA.	NOTES
5' High			
4' Wide Side/End Panel	070931	35.00	
6' Wide Side/End Panel	070932	45.00	
8' Wide Side/End Panel	070933	53.00	
10' Wide Side/End Panel	070934	62.00	
12' Wide Side/End Panel	070935	80.00	
14' Wide Side/End Panel	070937	90.00	
4' Wide Gate Panel	070936	55.00	
6' Wide Gate Panel	070938	72.00	
6' High			
4' Wide Side/End Panel	070941	40.00	
6' Wide Side/End Panel	070942	51.00	
8' Wide Side/End Panel	070943	61.00	
10' Wide Side/End Panel	070944	70.00	
12' Wide Side/End Panel	070945	89.00	
14' Wide Side/End Panel	070947	101.00	
4' Wide Gate Panel	070946	60.00	
6' Wide Gate Panel	070948	80.00	

NOTE: Panels include 2 clamps.




Saddle Clamps / Without bolts • Approximately 1-1/8" spacing between frames

DESCRIPTION	PART NO.	PER SACK	WEIGHT EA.	NOTES
1-3/8" x 1-3/8"	015511	100	0.59	

Use 5/16" x 1-1/4" Carriage Bolt – Pt. #010701

1-5/8" x 1-5/8"	015512	50	0.71	
1-7/8" x 1-7/8"	015513	50	0.76	

Use 3/8" x 1-1/4" Carriage Bolt – Pt. #010703



Panel Clamps / Without bolts • Approximately 3/8" spacing between frames

DESCRIPTION	PART NO.	PER SACK	WEIGHT EA.	NOTES
1-3/8" x 1-3/8"	015516	100	0.50	

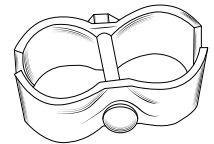
Use 3/8" x 2-1/4" Carriage Bolt – Pt. #010707

1-5/8" x 1-5/8"	015517	50	0.67	
-----------------	--------	----	------	--

Use 3/8" x 2-1/2" Carriage Bolt – Pt. #010708

1-7/8" x 1-7/8"	015518	50	0.75	
2-3/8" x 1-5/8"	015519	50	0.82	

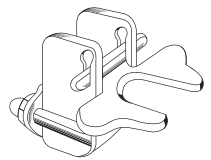
Use 3/8" x 3" Carriage Bolt – Pt. #010710



Kennel Flip Latch / Pressed Steel – Galvanized • Includes bolts and nuts • 7/8" Clearance

DESCRIPTION	PART NO.	PER SACK	WEIGHT EA.	NOTES
1-3/8" x 1-3/8" - Poly Bag	016550	10	1.00	
1-3/8" x 1-3/8" - Bulk	016551	50	1.00	

NOTE: Patent No. 3,907,345

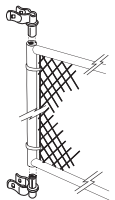


Kennel Hinge / Pressed Steel – Galvanized • For square welded gates

DESCRIPTION	PART NO.	PER SACK	WEIGHT EA.	NOTES
1-3/8"	014451	50	0.49	

Use 5/16" x 2" Carriage Bolt – Pt. #010715

NOTE: This Hinge reduces clearance between Frame and Gate to approximately 3/8". The Gate itself (one side) becomes a part of the Hinge Assembly, and takes the place of the regular Frame Hinge.



Kennel Lacing Tool


DESCRIPTION	PART NO.	WEIGHT EA.	NOTES
Kennel Lacing Tool	023556	0.94	

Plastic and Wood Slat Fence

Barrier Fence / Diamond Mesh

Feet per roll: 100

DESCRIPTION	PART NO. ORANGE	HEIGHT	MESH SIZE W x H	WEIGHT EA.	NOTES
Lightweight	008431	48"	3-3/4" x 1-1/4"	9.50	



Silt Fence / Black plastic with stakes

Feet per roll: 100

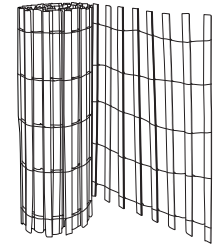
DESCRIPTION	PART NO.	HEIGHT	STAKE SPACING	WEIGHT EA.	NOTES
1-1/2" x 1-1/2" x 48" H Stakes	008755	36"	10'	21.00	



Snow Fence / 15 ga.

Feet per roll: 50

DESCRIPTION	PART NO.	HEIGHT	SLATS THICKNESS X WIDTH	WEIGHT EA.	NOTES
4-wire with wood slats	054204	48"	3/8" x 1-1/2"	85.00	



PostMaster®

Pages WD-4 to WD-5

Western Red Cedar

Pages WD-6 to WD-22

Incense Cedar

Pages WD-23 to WD-24

Japanese Cedar

Pages WD-25 to WD-30

Redwood

Pages WD-31 to WD-32

Northern White Cedar

Pages WD-33 to WD-38

Douglas Fir

Page WD-39

Whitewoods

Pages WD-40 to WD-42

Treated Pine

Pages WD-43 to WD-55

Post and Rail

Pages WD-56 to WD-61

Guard Rails

Page WD-62

Wood Accessories

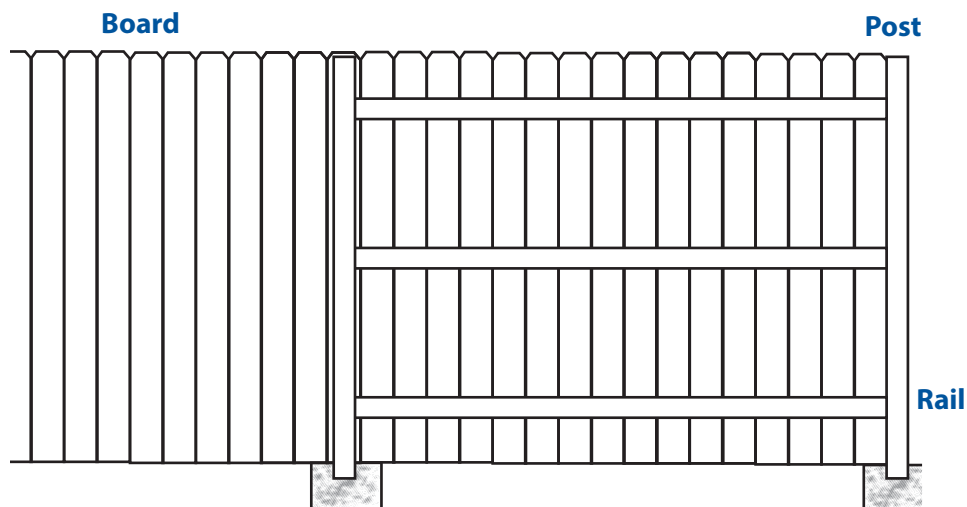
Pages WD-63 to WD-80



Check List

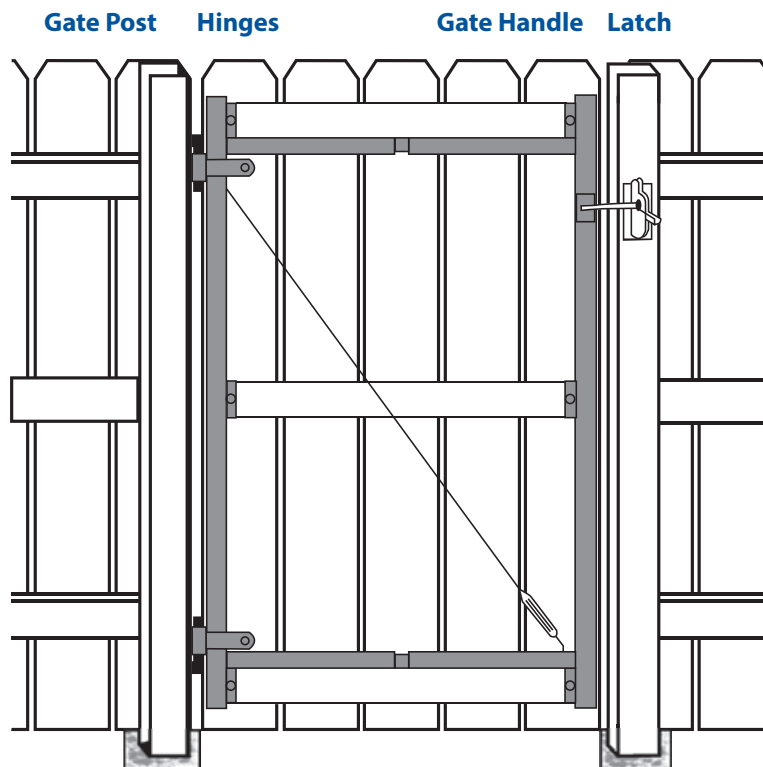
Fence

- Boards**
- Rails**
- Posts**
- Post Caps**
(optional)
- Brackets/Clamps**
(if needed)
- Nails or Screws**
- Concrete**



Gates

- Boards**
- Rails**
- Posts**
- Hinges**
- Latch**
- Adjust-A-Gate Frame**
- Drop Rod**
- Gate Handle**
- Spring**



Wood



TOOLS

TAPE MEASURE, STRING & STAKES, POST HOLE DIGGER, WHEELBARROW, SHOVEL, HOE, CONCRETE, CARPENTER'S LEVEL, HACKSAW, AUGERS

STAINS

AVAILABLE STAIN COLORS: DARK BROWN, MEDIUM BROWN, REDWOOD, DARK REDWOOD, MEDIUM REDWOOD, DARK WALNUT, MAHOGANY, NATURAL CEDAR, PECAN, AND CLEAR



GRADE TERMINOLOGY


Appearance	Superior appearance that is nearly clear of all knots or blemishes.
Clear	Its limited number of natural characteristics make it the grade to specify when you want a fence board with the highest quality appearance.
Premium	Also known as #1-2F. Small tight knots. Graded for same appearance both faces. WCLIB paragraph 117a both faces.
#1	Small and few knots. High quality wood with a high level of finish.
Select	Also known as #1-1F. Same natural characteristics as a Premium on one face, it allows limited defect characteristics on the other face. WCLIB paragraph 117a one face.
Standard/Better (Std./Btr. or #2 & Btr.)	Mixture of Standard, Select, Premium and Clear. Grade mixture ratio changes, depending on suppliers.
#2	Allows well spaced, tight knots that are generally small.
Standard	Also known as #2. Allows more appearance defect than Select or Premium on one graded face and limited defect characteristics on the other face. WCLIB paragraph 117b.
Quality	Also known as #3. This economical grade has greater limiting characteristics and is low cost. Knots that may become knot holes can be expected with this grade of product.
Rustic	The lowest grade, it permits all characteristics that do not interfere with usage.
No Prior Selection (NPS)	The term "No Prior Selection" is combined with Standard/Better to indicate that the higher grades have not been removed from the mixture.
No Hole (NH)	The term "No Hole" is appended to grades like Standard and Quality to specify that the boards do not have holes.

TREATMENT TERMINOLOGY

Above Ground	Generally, boards and rails are treated for above ground.
Ground Contact	Posts are treated for ground contact. Standard 4A rails are treated for ground contact.
ACQ Alkaline Copper Quaternary	ACQ contains an added biocide to kill fungi and insects. The copper is dissolved in an organic alkaline solvent, and then in water, before treating the wood. ACQ with cannot come into contact with aluminum. The treated wood is a darker green when first purchased.
MCQ Micronized Copper Quaternary	Micronized copper particles are smaller than the ones in ACQ treatment and therefore can be injected without a solvent. It is can come into contact with aluminum. Wood treated with MCQ keeps more of its natural color.
MCA Micronized Copper Azole	Micronized copper is coupled with micronized tebuconazole and suspended into a wood preservative solution without a solvent. It is can come into contact with aluminum. Wood treated with MCA keeps more of its natural color.
CCA Chromated Copper Arsenate	Chromated Copper Arsenate is a toxic chemical preservative used for commercial and industrial projects. It is not recommended for residential use.

BOARD TOPS

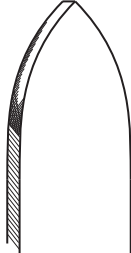
Flat Top



Dog Ear



Gothic



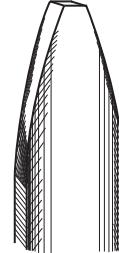
French Gothic



Pointed




Stockade




POST TOPS

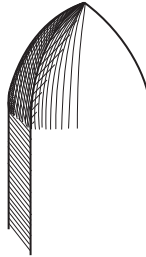
Flat Top



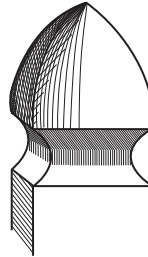
Chamfered



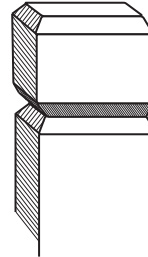
Gothic



French Gothic Pointed/Pencil

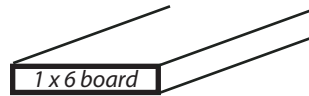


Lantern

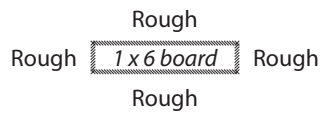


NOTE: These are stylized depictions of board tops and post tops. Actual names and looks may vary by region.

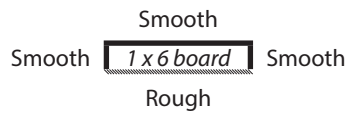
SURFACE TERMINOLOGY



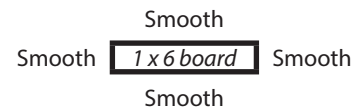
RGH = Rough



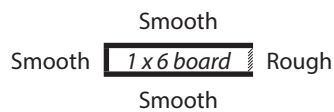
S1S2E = Smooth 1 Side and 2 Edges



S4S = Smooth 4 Sides

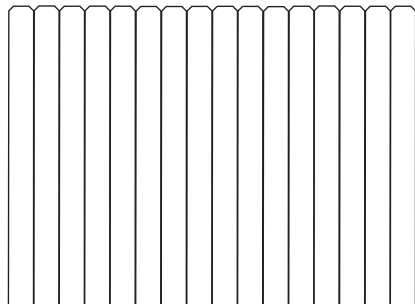


S3S = Smooth 3 Sides




PANEL and POST AND RAIL STYLES


Solid Privacy




Board-on-Board




Stockade




Shadowbox



Spaced Stockade



Split Rail



Doweled Post and Rail



Scarfed Post and Rail




NOTE: These are stylized depictions of panels and post and rail systems. Actual names and looks may vary by region.

PostMaster+ Line/End Post / G90 0.90 oz. / ft.² Zinc Coating

HEIGHT	LINE/END POST	PIECES PER BUNDLE	WEIGHT EA.	NOTES
6'	013016	100	14.74	
7'	013019	100	17.16	
7' 6"	013023	60	17.50	
8'	013026	100	19.14	
9'	013029	100	22.38	
10'	013032	100	24.81	
11'	013035	60	27.35	
12'	013038	60	29.77	


DIMENSIONS: 4-1/2" wide x 1-1/2" deep, 0.100" nominal wall thickness



PostMaster+ Corner Post / G90 0.90 oz. / ft.² Zinc Coating

HEIGHT	CORNER POST	PIECES PER BUNDLE	WEIGHT EA.	NOTES
6'	013017	100	14.83	
7'	013021	100	17.21	
7' 6"	013024	60	18.64	
8'	013027	100	20.40	
9'	013030	100	22.78	
10'	013033	100	25.16	
11'	013036	60	27.54	
12'	013039	60	29.92	

DIMENSIONS: 3" wide x 3" deep, 0.120" nominal wall thickness



PostMaster+ Gate Post / G90 0.90 oz. / ft.² Zinc Coating

HEIGHT	GATE POST	PIECES PER BUNDLE	WEIGHT EA.	NOTES
6'	013018	100	22.24	
7'	013022	100	25.88	
7' 6"	013025	60	27.69	
8'	013028	100	30.32	
9'	013031	100	33.94	
10'	013034	100	37.56	
11'	013037	60	41.17	
12'	013040	60	44.79	

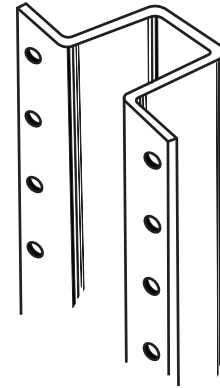
DIMENSIONS: 4-1/4" wide x 3" deep, 0.100" nominal wall thickness



PostMaster® Galvanized Steel Fence Post / G90 0.90 oz. / ft.² Zinc Coating

HEIGHT	PART NO.	PIECES PER BUNDLE	WEIGHT EA.	NOTES
6'	633660	100	15.84	
7'	633662	100	18.48	
7' 6"	633663	60	19.80	
8'	633664	100	21.12	
9'	633666	100	23.76	
10'	633668	100	27.90	
11'	633674	60	29.04	
12'	633672	60	31.68	

DIMENSIONS: 3-1/2" wide x 1-3/4" deep, 0.120" nominal wall thickness



PostMaster® Corner Clips

DESCRIPTION	PART NO.	PIECES PER BUNDLE	WEIGHT EA.	NOTES
Clips	633675	250	0.075	



PostMaster® Screws

DESCRIPTION	PART NO.	PKG. QTY.	WEIGHT EA.	NOTES
#8 x 3/4" Facing Screws	633669	500	0.005	
#8 x 1-1/4" Framing Screws	633670	500	0.008	
#10 x 1-1/4" Framing Screws	633671	500	0.009	



Boards

1-1/2" x 1-1/2" Pickets S4S

HEIGHT	GRADE	PART NO. POINTED TOP	NOTES
4'	Clear	054983	
6'	Clear	055087	

5/8" x 3-1/2" Boards RGH

HEIGHT	GRADE	PART NO. FLAT TOP	PART NO. DOG EAR	NOTES
4'	Std./Btr.	050002	050003	
5'	Std./Btr.	050006	050007	
6'	Std./Btr.	050205	050206	
8'	Std./Btr.	050414	050415	

11/16" x 3-1/2" Boards S1S2E

HEIGHT	GRADE	PART NO. FLAT TOP	PART NO. DOG EAR	PART NO. FRENCH GOTHIC	NOTES
4'	Std./Btr.	—	050001	050010	
5'	Std./Btr.	—	050005	—	
6'	Std./Btr.	—	050204	—	
8'	Premium	254W00	—	—	
8'	Std./Btr.	—	050413	—	
14'	Std./Btr.	050A00	—	—	
16'	Std./Btr.	007788	—	—	

3/4" x 3-3/4" Boards RGH

HEIGHT	GRADE	PART NO. FLAT TOP	PART NO. DOG EAR	NOTES
4'	Std./Btr.	—	050444	
5'	Std./Btr.	—	050447	
6'	Std./Btr.	—	050445	
8'	Std./Btr.	011342	011341	

Boards

5/8" x 4" Boards RGH

HEIGHT	GRADE	PART NO. FLAT TOP	PART NO. DOG EAR	PART NO. GOTHIC	PART NO. FRENCH GOTHIC	NOTES
4'	Clear	050017	050019	—	—	
4'	Premium	050120	505121	—	—	
4'	Std./Btr.	052421	052422	050116	050118	
5'	Clear	050018	—	—	—	
5'	Std./Btr.	052423	052424	052426	052425	
6'	Clear	050127	050129	052523	—	
6'	Premium	050124	050125	052524	052526	
6'	Std./Btr.	050215	050216	050208	052527	
7'	Std./Btr.	050459	050460	050746	—	
8'	Clear	050461	—	—	—	
8'	Premium	—	—	050661	—	
8'	Std./Btr.	050402	050403	050405	050404	

5/8" x 5-1/2" Boards RGH

HEIGHT	GRADE	PART NO. FLAT TOP	PART NO. DOG EAR	NOTES
4'	Std./Btr.	050220	050223	
5'	Clear	757F00	—	
5'	Std./Btr.	—	050468	
6'	Clear	051034	051032	
6'	Premium	050159	050158	
6'	Standard NH	050262	050271	
6'	Std./Btr.	050665	050666	
8'	Clear	005615	—	
8'	Std./Btr.	050684	050689	
10'	Std./Btr.	005292	—	

11/16" x 5-1/2" Boards S1S2E

HEIGHT	GRADE	PART NO. FLAT TOP	PART NO. DOG EAR	NOTES
6'	Select	946F00	—	
6'	Std./Btr.	050421	050422	
8'	Std./Btr.	270W00	050682	

3/4" x 5-1/2" Boards S1S2E

HEIGHT	GRADE	PART NO. FLAT TOP	PART NO. DOG EAR	NOTES
6'	Premium	—	947F00	

3/4" x 5-3/4" Boards RGH

HEIGHT	GRADE	PART NO. FLAT TOP	PART NO. DOG EAR	NOTES
4'	Std./Btr. NPS	—	005087	
5'	Std./Btr. NPS	—	005086	
6'	Std./Btr. NPS	521W00	050446	
8'	Std./Btr. NPS	—	050448	
8'	Std./Btr.	011343	—	

Boards

5/8" x 6" Boards RGH

HEIGHT	GRADE	PART NO. FLAT TOP	PART NO. DOG EAR	PART NO. GOTHIC	PART NO. FRENCH GOTHIC	NOTES
4'	Clear	051952	051953	—	—	
4'	Std./Btr.	052441	052442	050126	050128	
5'	Clear	050669	050425	—	—	
5'	Std./Btr.	052443	052444	—	050264	
6'	Clear	050683	050688	—	—	
6'	Premium	050134	050135	—	050137	
6'	Std./Btr.	050225	050226	050136	—	
7'	Clear	955A00	—	—	—	
7'	Std./Btr.	050625	050756	—	—	
8'	Clear	050490	050979	—	—	
8'	Premium	050140	—	—	—	
8'	Select	050677	050678	—	—	
8'	Std./Btr.	050679	050680	053000	050266	

11/16" x 6" Boards S1S2E

HEIGHT	GRADE	PART NO. FLAT TOP	PART NO. DOG EAR	NOTES
6'	Quality	—	050229	
8'	Select	050681	—	

1-1/2" x 1-1/2" Rails S4S

LENGTH	GRADE	PART NO.	NOTES
12'	Std./Btr.	059043	
16'	Std./Btr.	051004	
18'	Std./Btr.	068W00	

2" x 3" Rails RGH

LENGTH	GRADE	PART NO.	NOTES
8'	Std./Btr.	050591	

2" x 3" Rails S4S

LENGTH	GRADE	PART NO. FLAT	PART NO. ANGLED	NOTES
8'	Std./Btr.	050578	654152	
10'	Std./Btr.	050580	—	
12'	Std./Btr.	050614	—	

Rails

2" x 4" Rails RGH

LENGTH	GRADE	PART NO.	NOTES
8'	Appearance	258M00	
8'	Std./Btr.	050562	
8'	Standard	050586	
8'	Std./Btr.	051225	
10'	Std./Btr.	050563	
12'	Appearance	259M00	
12'	Std./Btr.	050565	
14'	Std./Btr.	050454	
16'	Appearance	263M00	
16'	Std./Btr.	054678	
18'	Std./Btr.	005577	
20'	Std./Btr.	005580	

2" x 4" Rails S4S

LENGTH	GRADE	PART NO.	NOTES
8'	Appearance	000W28	
8'	Std./Btr.	050568	
10'	Std./Btr.	050569	
12'	Std./Btr.	050566	
14'	Std./Btr.	050567	
16'	Std./Btr.	050571	
20'	Std./Btr.	051319	

2" x 6" Rails RGH

LENGTH	GRADE	PART NO.	NOTES
8'	Std./Btr.	050570	
10'	Std./Btr.	050593	
12'	Appearance	261M00	
12'	Std./Btr.	050699	
14'	Std./Btr.	005448	
16'	Appearance	260M00	
16'	Std./Btr.	050573	
18'	Std./Btr.	005576	
20'	Std./Btr.	362500	
24'	Std./Btr.	005579	

2" x 6" Rails S4S

LENGTH	GRADE	PART NO.	NOTES
8'	Appearance	650G00	
8'	Std./Btr.	050800	
10'	Std./Btr.	050442	
12'	Std./Btr.	051001	
14'	Std./Btr.	054501	
16'	Std./Btr.	007509	
20'	Std./Btr.	361500	

Rails

2" x 8" Rails RGH

LENGTH	GRADE	PART NO.	NOTES
8'	Std./Btr.	050595	
10'	Std./Btr.	050604	
12'	Appearance	262M00	
12'	Std./Btr.	050740	
14'	Std./Btr.	005451	
16'	Appearance	264M00	
16'	Std./Btr.	055262	
18'	Std./Btr.	623O00	
20'	Std./Btr.	950I00	
22'	Std./Btr.	250W00	

4" x 4" Posts RGH

HEIGHT	GRADE	PART NO. FLAT TOP	PART NO. GOTHIC	PART NO. FRENCH GOTHIC	PART NO. LANTERN TOP	NOTES
6'	Std./Btr.	050553	051942	051941	—	
7'	Std./Btr.	050554	—	052530	—	
7'	Quality NH	050735	—	—	—	
8'	Appearance	698Y00	—	—	—	
8'	Std./Btr.	050557	050546	052532	—	
9'	Std./Btr.	050556	052534	052535	071J00	
10'	Std./Btr.	050559	050548	051945	072J00	
12'	Std./Btr.	050577	—	—	—	

4" x 6" Posts RGH

HEIGHT	GRADE	PART NO. FLAT TOP	NOTES
6'	Std./Btr.	050605	
7'	Std./Btr.	051312	
8'	Std./Btr.	050600	
9'	Std./Btr.	050603	
10'	Std./Btr.	050601	
12'	Std./Btr.	050602	
14'	Std./Btr.	685N00	
16'	Std./Btr.	588O00	
24'	Std./Btr.	187X00	

Posts

4" x 8" Posts RGH

HEIGHT	GRADE	PART NO. FLAT TOP	NOTES
8'	Std./Btr.	546L00	
10'	Std./Btr.	007190	
12'	Std./Btr.	007191	
14'	Std./Btr.	007192	
16'	Std./Btr.	312Q00	
18'	Std./Btr.	802T00	
20'	Std./Btr.	949I00	

6" x 6" Posts RGH

HEIGHT	GRADE	PART NO. FLAT TOP	PART NO. FRENCH GOTHIC	NOTES
6'	Std./Btr.	050609	—	
7'	Std./Btr.	005943	—	
8'	Std./Btr.	050610	—	
9'	Std./Btr.	050611	—	
10'	Std./Btr.	050615	—	
12'	Appearance	772Y00	—	
12'	Std./Btr.	051490	660R00	
14'	Std./Btr.	006672	—	
16'	Std./Btr.	051494	—	
18'	Std./Btr.	050314	—	
20'	Std./Btr.	050315	—	

Stained Boards

5/8" x 2" Boards RGH - Stained

HEIGHT	GRADE	DARK BROWN	MEDIUM BROWN	DARK REDWOOD	MEDIUM REDWOOD	NATURAL	CEDAR	NOTES
FLAT TOP								
8'	Select	—	290Y00	—	—	—	—	

5/8" x 4" Boards RGH - Stained

HEIGHT	GRADE	DARK BROWN	MEDIUM BROWN	DARK REDWOOD	MEDIUM REDWOOD	NATURAL	CEDAR	NOTES
FLAT TOP								
6'	Premium	504196	504195	—	—	504190	504198	
6'	Std./Btr.	504246	504245	—	—	—	—	
6'	Standard	—	—	—	—	504240	—	
7'	Std./Btr.	592Y00	249Y00	—	—	—	—	
8'	Premium	—	—	504263	—	—	—	
8'	Std./Btr.	504276	504275	504273	504272	504270	—	
DOG EAR								
6'	Premium	504206	—	—	—	—	—	
6'	Std./Btr.	504256	504255	504253	504252	—	—	
8'	Std./Btr.	—	008217	—	—	—	—	

NOTE: Please call us for all your special needs: Stains, Stained Wood in all dimensional lumber from 6' to 24', etc.

5/8" x 6" Boards RGH - Stained

HEIGHT	GRADE	DARK BROWN	MEDIUM BROWN	DARK REDWOOD	MEDIUM REDWOOD	NATURAL	NOTES
FLAT TOP							
6'	Clear	—	000B12	—	—	—	
6'	Premium	504286	504285	504283	—	—	
6'	Std./Btr.	504326	504325	504323	504322	504320	
7'	Std./Btr.	962B00	248Y00	915B00	—	—	
8'	Clear	—	—	793P00	—	—	
8'	Premium	504306	504305	504303	—	504300	
8'	Std./Btr.	504316	504315	504313	—	504310	
8'	Standard	—	—	—	—	504312	
DOG EAR							
6'	Premium	—	504295	—	—	504290	
6'	Std./Btr.	504236	504235	—	—	504230	
6'	Standard	—	—	504233	504232	—	
8'	Std./Btr.	—	343C00	—	—	—	

NOTE: Please call us for all your special needs: Stains, Stained Wood in all dimensional lumber from 6' to 24', etc.

Stained Rails

2" x 3" Rails S4S - Stained

LENGTH	GRADE	DARK BROWN	MEDIUM BROWN	DARK REDWOOD	MEDIUM REDWOOD	NATURAL	NOTES
8'	Std./Btr.	504346	504345	504343	504342	504340	
12'	Std./Btr.	—	—	—	504122	—	

ADDITIONAL COLORS

LENGTH	GRADE	CEDAR	LIGHT BROWN	CLEAR	GOLD	NOTES
8'	Std./Btr.	504348	504344	504347	504341	

2" x 4" Rails RGH - Stained

LENGTH	GRADE	DARK BROWN	MEDIUM BROWN	DARK REDWOOD	MEDIUM REDWOOD	NATURAL	NOTES
8'	Appearance	504006	504005	504003	504002	504000	
12'	Appearance	504016	504015	504013	504012	504010	
16'	Appearance	—	536D00	—	—	—	

2" x 4" Rails S4S - Stained

LENGTH	GRADE	DARK BROWN	MEDIUM BROWN	DARK REDWOOD	MEDIUM REDWOOD	NATURAL	NOTES
8'	Std./Btr.	504356	504355	504353	—	—	
10'	Std./Btr.	—	—	504023	—	504020	
12'	Std./Btr.	504036	504035	504033	—	—	
16'	Std./Btr.	565B00	573B00	—	—	222D00	

NOTE: Please call us for all your special needs: Stains, Stained Wood in all dimensional lumber from 6' to 24', etc.

2" x 6" Rails RGH - Stained

LENGTH	GRADE	DARK BROWN	MEDIUM BROWN	DARK REDWOOD	MEDIUM REDWOOD	NATURAL	NOTES
12'	Appearance	504076	504075	504073	504072	504070	
16'	Appearance	504086	504085	504083	504082	504080	

ADDITIONAL COLORS

LENGTH	GRADE	CEDAR	LIGHT BROWN	CLEAR	GOLD	NOTES
12'	Appearance	504078	504074	504077	504071	
16'	Appearance	504088	504084	504087	504081	

2" x 8" Rails RGH - Stained

LENGTH	GRADE	DARK BROWN	MEDIUM BROWN	DARK REDWOOD	MEDIUM REDWOOD	NATURAL	NOTES
12'	Appearance	504096	504095	504093	—	504090	
16'	Appearance	504106	504105	—	—	—	

NOTE: Please call us for all your special needs: Stains, Stained Wood in all dimensional lumber from 6' to 24', etc.

Stained Posts

4" x 4" Posts RGH - Stained / Flat Top

HEIGHT	GRADE	DARK BROWN	MEDIUM BROWN	DARK REDWOOD	MEDIUM REDWOOD	NATURAL	NOTES
8'	Appearance	504056	504055	—	—	—	
10'	Appearance	—	504065	—	—	—	

6" x 6" Posts RGH - Stained / Flat Top

HEIGHT	GRADE	DARK BROWN	MEDIUM BROWN	DARK REDWOOD	MEDIUM REDWOOD	NATURAL	NOTES
12'	Appearance	—	303Y00	—	—	—	

NOTE: Please call us for all your special needs: Stains, Stained Wood in all dimensional lumber from 6' to 24', etc.

5/8" x 3-1/2" Boards RGH

HEIGHT	GRADE	PART NO. FLAT TOP	PART NO. DOG EAR	NOTES
6'	Standard	—	050450	
8'	Premium	230H00	—	

5/8" x 5-1/2" Boards RGH

HEIGHT	GRADE	PART NO. FLAT TOP	PART NO. DOG EAR	NOTES
5'	Premium	—	039K00	
5'	Standard	—	050452	
6'	Premium	—	050941	
6'	Standard	—	050451	
7'	Standard	890V00	—	
8'	Premium	—	600B00	

5/8" x 6" Boards RGH

HEIGHT	GRADE	PART NO. FLAT TOP	PART NO. DOG EAR	NOTES
5'	Premium	—	050195	
6'	Premium	—	009554	

5/8" x 7-1/2" Boards RGH

HEIGHT	GRADE	PART NO. FLAT TOP	PART NO. DOG EAR	NOTES
5'	Premium	—	051290	
5'	Standard	—	133K00	
6'	Premium	—	051291	
6'	Standard	—	051066	
8'	Premium	792Y00	—	

5/8" x 12" Boards RGH

HEIGHT	GRADE	PART NO. FLAT TOP	NOTES
8'	Premium	120K00	
8'	Standard	011337	

Rails and Posts

2" x 4" Rails / RGH

LENGTH	GRADE	PART NO.	NOTES
8'	Std./Btr.	058790	

4" x 4" Posts / RGH

HEIGHT	GRADE	PART NO. FLAT TOP	PART NO. CHAMFERED TOP	NOTES
5'	Std./Btr.	—	300V00	
8'	Std./Btr.	058797	—	

5/8" x 3-1/2" Magnum Boards RGH

HEIGHT	GRADE	PART NO. FLAT TOP	PART NO. DOG EAR	NOTES
5'	Std./Btr.	—	012219	
6'	Std./Btr.	—	009559	

5/8" x 3-1/2" Magnum Boards S4S

HEIGHT	GRADE	PART NO. FLAT TOP	PART NO. DOG EAR	NOTES
6'	Premium	012498	—	

5/8" x 4" Magnum Boards RGH

HEIGHT	GRADE	PART NO. FLAT TOP	PART NO. DOG EAR	NOTES
5'	Std./Btr.	—	012223	
6'	Clear	—	012459	
6'	Std./Btr.	011204	011205	
7'	Std./Btr.	012535	891Y00	
8'	Std./Btr.	011206	012225	

3/4" x 4" Magnum Plus Boards RGH

HEIGHT	GRADE	PART NO. FLAT TOP	PART NO. DOG EAR	NOTES
6'	Std./Btr.	—	012127	

Boards

5/8" x 5" Magnum Boards RGH

HEIGHT	GRADE	PART NO. FLAT TOP	PART NO. DOG EAR	NOTES
6'	Std./Btr.	—	012217	

5/8" x 5" Magnum Boards S4S / Tongue and Groove V-Joint

HEIGHT	GRADE	PART NO. FLAT TOP	NOTES
6'	Premium	012525	

5/8" x 5-1/2" Magnum Boards RGH

HEIGHT	GRADE	PART NO. FLAT TOP	PART NO. DOG EAR	NOTES
5'	Std./Btr.	—	012227	
6'	Std./Btr.	—	011440	
6' Shiplap	Std./Btr.	510Y00	—	
8' Shiplap	Std./Btr.	509Y00	—	

5/8" x 5-1/2" Magnum Boards S3S / Tongue and Groove V-Joint

HEIGHT	GRADE	PART NO. FLAT TOP	NOTES
6'	Premium	746Y00	
8'	Premium	747Y00	

11/16" x 5-1/2" Magnum Boards RGH

HEIGHT	GRADE	PART NO. FLAT TOP	PART NO. DOG EAR	NOTES
6'	Std./Btr.	—	011439	

3/4" x 5-1/2" Magnum Plus Boards RGH

HEIGHT	GRADE	PART NO. FLAT TOP	PART NO. DOG EAR	NOTES
6'	Std./Btr.	—	012408	

7/8" x 5-1/2" Magnum Plus Boards RGH

HEIGHT	GRADE	PART NO. FLAT TOP	PART NO. DOG EAR	NOTES
6'	Std./Btr.	—	012428	

Boards

5/8" x 6" Magnum Boards RGH

HEIGHT	GRADE	PART NO. FLAT TOP	PART NO. DOG EAR	NOTES
4'	Std./Btr.	012676	012677	
5'	Std./Btr.	012529	011203	
6'	Std./Btr.	010375	009560	
6' Brushed	Std./Btr.	—	019560	
7'	Std./Btr.	764X00	010538	
8'	Std./Btr.	010979	009561	

3/4" x 6" Magnum Plus Boards RGH

HEIGHT	GRADE	PART NO. FLAT TOP	PART NO. DOG EAR	NOTES
6'	Std./Btr.	010969	010970	

5/8" x 7-1/2" Magnum Boards RGH

HEIGHT	GRADE	PART NO. FLAT TOP	PART NO. DOG EAR	NOTES
6'	Std./Btr.	—	011202	

1-3/4" x 2-3/4" Magnum Rails S4S

LENGTH	GRADE	PART NO. MOLDED	PART NO. MOLDED & DOWELED	NOTES
8'	Std./Btr.	012500	012524	

2" x 4" Magnum Rails RGH

LENGTH	GRADE	PART NO.	NOTES
8'	Std./Btr.	012556	

2" x 4" Magnum Rails S4S

LENGTH	GRADE	PART NO.	NOTES
8'	Std./Btr.	012218	

Solid Privacy Magnum Panels / 5/8" pickets • 2" x 4" WRC back rails

SIZE	PICKET	PICKET GRADE	PART NO. DOG EAR	NOTES
6' H x 8' L	1" x 4"	Std./Btr.	704Y00	
6' H x 8' L	1" x 6"	Std./Btr.	703Y00	

Stained Boards and Rails

5/8" x 3-1/2" Magnum Boards RGH - Stained

HEIGHT	GRADE	STAIN	PART NO. FLAT TOP	PART NO. DOG EAR	NOTES
6'	Std./Btr.	Dark Brown	—	455Y00	
6'	Std./Btr.	Medium Brown	—	454Y00	

5/8" x 4" Magnum Boards RGH - Stained

HEIGHT	GRADE	STAIN	PART NO. FLAT TOP	PART NO. DOG EAR	NOTES
6'	Std./Btr.	Medium Brown	536Y00	537Y00	
8'	Std./Btr.	Dark Brown	742Y00	—	
8'	Std./Btr.	Medium Brown	538Y00	—	

5/8" x 6" Magnum Boards RGH - Stained

HEIGHT	GRADE	STAIN	PART NO. FLAT TOP	PART NO. DOG EAR	NOTES
6'	Std./Btr.	Dark Brown	582X00	456Y00	
6'	Std./Btr.	Medium Brown	270X00	796W00	
6'	Std./Btr.	Natural Cedar	—	526Y00	
8'	Std./Btr.	Dark Brown	741Y00	563Y00	
8'	Std./Btr.	Medium Brown	511Y00	797W00	

2" x 4" Magnum Rails Semi Smooth - Stained

LENGTH	GRADE	STAIN	PART NO.	NOTES
8'	Std./Btr.	Medium Brown	941Y00	

5/8" x 3-1/2" Boards RGH

HEIGHT	GRADE	PART NO. FLAT TOP	PART NO. DOG EAR	NOTES
6'	Con Com	—	071L00	
8'	Con Com	911F00	—	

5/8" x 5-1/2" Boards RGH

HEIGHT	GRADE	PART NO. FLAT TOP	PART NO. DOG EAR	NOTES
6'	Std./Btr.	—	970X00	
6'	Con Com	—	051254	
8'	Con Heart	463X00	464X00	

5/8" x 7-1/2" Boards RGH

HEIGHT	GRADE	PART NO. FLAT TOP	PART NO. DOG EAR	NOTES
6'	Con Com	—	051252	

Redwood Grade Terminology

Construction Heart (Con Heart)	Allows for tight sound knots. Only allows for heartwood so there is a uniform red color. Suitable for ground contact.
Construction Common (Con Com)	Similar to Construction Heart, but may contain sapwood (a white color). Suitable for ground contact.
Merchantable & Better (Merch & Btr.)	Permits stock of usable size and quality, and may contain sapwood. Knots are allowed and can be of mixed quality. Holes are limited to the maximum size of the knots.

Rails and Posts

2" x 4" Rails RGH

LENGTH	GRADE	PART NO.	NOTES
6'	Merch & Btr.	438X00	
8'	Merch & Btr.	051240	
10'	Merch & Btr.	051241	

2" x 6" Rails S4S

LENGTH	GRADE	PART NO.	NOTES
16'	Con Com	893T00	

4" x 4" Posts S4S

LENGTH	GRADE	PART NO.	NOTES
8'	Merch & Btr.	000J17	

6" x 6" Posts S4S

LENGTH	GRADE	PART NO.	NOTES
8'	Merch & Btr.	000I47	

1" x 3" Pickets

HEIGHT	GRADE	PART NO. STOCKADE	NOTES
3'	Premium	052052	
4'	Premium	052054	
4'	Standard	052064	
5'	Premium	052055	
5'	Standard	052065	
6'	Premium	052056	
6'	Standard	052066	
8'	Premium	052058	
8'	Standard	052068	

3/4" x 3-1/2" Boards S4S

HEIGHT	GRADE	PART NO. FLAT TOP	PART NO. DOG EAR	PART NO. GOTHIC	PART NO. FRENCH GOTHIC	NOTES
4'	Premium	055001	055025	055002	055000	
5'	Premium	055003	055029	055008	055004	
6'	Premium	055005	055033	055007	055006	
8'	Premium	055009	—	055016	055015	

3/4" x 3-1/2" Boards / Tongue and Groove V-Joint

HEIGHT	GRADE	PART NO. FLAT TOP	NOTES
5'	Premium	054508	
6'	Premium	054510	
8'	Premium	054511	

Boards

3/4" x 5" Boards / Tongue and Groove

HEIGHT	GRADE	PART NO. FLAT TOP	NOTES
4'	Premium	051470	
5'	Premium	051473	
6'	Premium	051476	
8'	Premium	051480	

3/4" x 5-1/2" Boards S4S

HEIGHT	GRADE	PART NO. FLAT TOP	NOTES
4'	Premium	051464	
5'	Premium	051465	
6'	Premium	051466	
8'	Premium	051467	
10'	Premium	291A00	

3/4" x 5-1/2" Boards / Tongue and Groove V-Joint

HEIGHT	GRADE	PART NO. FLAT TOP	NOTES
6'	Premium	054513	
8'	Premium	054514	

3/4" x 1-1/2" Cap Strip / Dadoed

LENGTH	GRADE	PART NO.	NOTES
8'	Premium	054523	

2" x 3" Rails S4S

LENGTH	GRADE	PART NO. FLAT TOP	PART NO. MOLDED	PART NO. MOLDED & DOWELED	NOTES
8'	#1	050980	055120	055121	
8'	#1 Cap Strip	—	055181	—	
8'	#2	—	—	055122	
10'	#1	050986	055123	055124	

2" x 4" Rails S4S

LENGTH	GRADE	PART NO. FLAT TOP	PART NO. DOWELED	PART NO. MOLDED & DOWELED	NOTES
8'	#1	055125	055010	051425	
10'	#1	055126	055101	051423	

3" x 3" Rails S4S

LENGTH	GRADE	PART NO.	NOTES
6'	#1	055236	
8'	#1	055238	
10'	#1	055240	

Doweled Round Rails / Jumbo

LENGTH	GRADE	PART NO. DOWELED	NOTES
8'	Rustic	055131	
10'	Rustic	055132	

Posts

4" x 4" Posts RGH

HEIGHT	GRADE	PART NO. FLAT TOP	NOTES
8'	#1	055245	
9'	#1	051346	
10'	#1	055249	

4" x 4" Posts S4S

HEIGHT	GRADE	PART NO. FLAT TOP	PART NO. FRENCH GOTHIC	NOTES
6'	#1	055244	—	
8'	#1	055248	055246	
9'	#1	054516	—	
10'	#1	055250	055251	

5" x 5" Posts RGH

HEIGHT	GRADE	PART NO. FLAT TOP	NOTES
8'	#1	055255	
10'	#1	055259	

5" x 5" Posts S4S

HEIGHT	GRADE	PART NO. FLAT TOP	NOTES
6'	#1	055254	
7'	#1	054679	
8'	#1	055258	
9'	#1	054518	
10'	#1	055260	
12'	#1	055269	

6" x 6" Posts S4S

HEIGHT	GRADE	PART NO. FLAT TOP	NOTES
8'	#1	058870	
10'	#1	054520	
12'	#1	054521	

4" Diameter Round Posts

HEIGHT	STYLE	GRADE	PART NO. BEVELED	NOTES
7'	Blank	#1	052107	

5" Diameter Round Posts

HEIGHT	STYLE	GRADE	PART NO. PENCIL TOP	PART NO. NO TAPER	NOTES
8'	Blank	#1	050741	—	
9'	Blank	#1	—	054800	
9'	Line	#1	—	054801	

6" Diameter Round Posts

HEIGHT	STYLE	GRADE	PART NO. BEVELED	NOTES
9'	Blank	Standard	052109	
9'	Line	Standard	052219	

Panels

Stockade Panels / 3/4" pickets • 2" x 3" S4S White Woods back rail

SIZE	PICKET GRADE	RAIL GRADE	PART NO.	NOTES
4'H x 8'L	#1	#1	051331	
5'H x 8'L	#1	#1	051332	
6'H x 8'L	#1	#1	051333	
8'H x 8'L	#1	#1	054524	

Stockade Panels / 3/4" pickets • 2" x 3" S4S NWC back rail

SIZE	PICKET GRADE	RAIL GRADE	PART NO.	NOTES
4'H x 8'L	#1	#1	051325	
5'H x 8'L	#1	#1	051326	
6'H x 8'L	#1	#1	051327	
8'H x 8'L	#1	#1	054527	
10'H x 8'L	#1	#1	601100	

Stockade Panels / 3/4" pickets • 2" x 3" S4S Molded and Doweled NWC back rail

SIZE	PICKET GRADE	RAIL GRADE	PART NO.	NOTES
4'H x 6'L	#1	#1	050880	
4'H x 8'L	#1	#1	052004	
4'H x 10'L	#1	#1	050863	

Stockade Spaced Picket Panels / 3/4" pickets • 2" x 3" S4S NWC back rail

SIZE	PICKET GRADE	RAIL GRADE	PART NO.	NOTES
4'H x 8'L	#1	#1	051337	

3/4" x 6" Boards RGH - Stained

HEIGHT	GRADE	STAIN	PART NO. FLAT TOP	PART NO. DOG EAR	NOTES
6'	#1 & Btr.	Cedar	011685	011687	
6'	#1 & Btr.	Dark Brown	011684	011686	
8'	#1 & Btr.	Cedar	011689	—	
8'	#1 & Btr.	Dark Brown	011688	—	

Boards and Rails

11/16" x 3-1/2" Boards S1S2E

HEIGHT	GRADE	PART NO. FLAT TOP	PART NO. DOG EAR	NOTES
6'	Quality/Btr.	—	050761	
8'	Quality/Btr.	050762	050763	

11/16" x 5-1/2" Boards S1S2E

HEIGHT	GRADE	PART NO. DOG EAR	NOTES
6'	Quality/Btr.	052636	

11/16" x 12" Grass Boards S1S2E / Spruce Pine Fir

LENGTH	GRADE	PART NO.	NOTES
8'	#1	660Y00	

2" x 3" Rails S4S

LENGTH	GRADE	PART NO.	NOTES
8'	Std./Btr.	050766	
10'	Std./Btr.	050768	
12'	Std./Btr.	050724	

2" x 4" Rails S4S

LENGTH	GRADE	PART NO.	NOTES
8'	Std./Btr.	050721	
16'	Std./Btr.	037416	

Stockade Panels / 3/4" pickets • 2" x 3" S4S White Woods back rails

SIZE	PICKET GRADE	PART NO.	NOTES
4' H x 8' L	#1	052019	
5' H x 8' L	#1	052020	
6' H x 8' L	#1	052021	
8' H x 8' L	#1	052022	

Stockade Panels / 3/4" pickets • 2" x 3" S4S doweled White Woods back rails

SIZE	PICKET GRADE	RAIL	PART NO.	NOTES
6' H x 8' L	#1	#1 Doweled	052027	

Stockade Panels / S1S2E pickets • 2" x 4" S4S White Woods back rails

SIZE	PICKET	PICKET GRADE	PART NO. DOG EAR	NOTES
6' H x 8' L	1" x 4"	Quality/Btr.	053041	
6' H x 8' L	1" x 4"	Rustic	050352	

Stained Boards and Rails

11/16" x 3-1/2" Boards S1S2E - Stained

HEIGHT	GRADE	STAIN	PART NO. DOG EAR	NOTES
6'	Quality/Btr.	Dark Brown	504216	
6'	Quality/Btr.	Medium Brown	504215	

2" x 3" Rails S4S - Stained

LENGTH	GRADE	STAIN	PART NO.	NOTES
8'	Std./Btr.	Dark Brown	504366	

2" x 4" Rails RGH - Stained

LENGTH	GRADE	STAIN	PART NO.	NOTES
8'	Std./Btr.	Cedartone	868X00	

3/4" x 3-1/2" Boards S4S

HEIGHT	GRADE	PART NO. FLAT TOP	PART NO. DOG EAR	PART NO. GOTHIC	PART NO. FRENCH GOTHIC	NOTES
4'	Premium	058160	058161	058162	058163	
4'	Std./Btr.	—	—	055018	—	
5'	Premium	058164	—	—	—	
5'	Std./Btr.	055272	—	—	055019	
6'	Premium	058168	058169	—	—	
6'	Std./Btr.	050774	058108	055021	055022	
8'	Premium	058172	—	—	—	

3/4" x 5-1/2" Boards S4S

HEIGHT	GRADE	PART NO. FLAT TOP	PART NO. DOG EAR	PART NO. GOTHIC	PART NO. FRENCH GOTHIC	NOTES
4'	Std./Btr.	050700	058177	—	050868	
6'	Std./Btr.	—	—	058184	050652	
8'	Std./Btr.	058186	058187	—	—	

5/8" x 6" Boards RGH

HEIGHT	GRADE	PART NO. DOG EAR	NOTES
6'	Premium	050809	
6'	Select	000F67	
8'	Premium	050810	
8'	Select	167B00	

Rails

2" x 4" Rails S4S

LENGTH	GRADE	PART NO.	NOTES
8'	Premium	409W00	
8'	Standard	050511	
10'	Standard	050512	
12'	Standard	050717	
16'	Standard	050514	

4" x 4" Posts S4S

HEIGHT	GRADE	PART NO. FLAT TOP	PART NO. FRENCH GOTHIC	NOTES
6'	Standard	050507	050509	
7'	Standard	050517	050521	
8'	Standard Core	050518	—	
8'	Standard	050558	050522	
9'	Standard	050525	050523	
10'	Standard	050524	050528	
12'	Standard	050526	—	

5" x 5" Posts S4S

HEIGHT	GRADE	PART NO. FLAT TOP	PART NO. FRENCH GOTHIC	NOTES
8'	Standard	055265	—	
10'	Standard	054860	054858	
12'	Standard	054862	—	

6" x 6" Posts S4S

HEIGHT	GRADE	PART NO. FLAT TOP	PART NO. FRENCH GOTHIC	NOTES
6'	Standard	054924	054925	
8'	Standard	054864	050773	
10'	Standard	054865	054868	
12'	Standard	058350	054872	
16'	Standard	058352	—	

Posts

5" x 5" Posts S4S / For 6' H Fence

HEIGHT	STYLE	GRADE	PART NO. FLAT TOP	PART NO. FRENCH GOTHIC	NOTES
10'	Line	Standard	054850	050245	
10'	Corner	Standard	054851	050247	
10'	End	Standard	054852	050246	

4" Diameter Round Posts

HEIGHT	STYLE	PART NO.	NOTES
7'	Blank	050249	
8'	Blank	050232	
10'	Blank	513100	

5" Diameter Round Posts

HEIGHT	STYLE	PART NO.	NOTES
8'6"	Line	058450	
8'6"	Corner	058451	
8'6"	End	058452	

2" x 4" Rails S4S - Stained

LENGTH	GRADE	STAIN	PART NO.	NOTES
8'	Standard	Dark Brown	504186	

2" x 6" Rails S4S - Stained

LENGTH	GRADE	STAIN	PART NO.	NOTES
12'	Standard	Dark Brown	504166	
12'	Standard	Medium Brown	504165	
16'	Standard	Dark Brown	504176	
16'	Standard	Medium Brown	504175	

4" x 4" Posts S4S - Pressure Treated and Stained

HEIGHT	GRADE	STAIN	PART NO. FLAT TOP	NOTES
6'	Std./Btr.	Cedartone	052614	
8'	Standard	Cedartone	051055	
10'	Standard	Cedartone	051056	

Pressure Treated and Stained Rails and Posts

2" x 4" Rails S4S - Pressure Treated and Stained

LENGTH	GRADE	STAIN	PART NO.	NOTES
8'	Std./Btr.	Browntone	056479	

4" x 4" Posts S4S

HEIGHT	GRADE	PART NO. FLAT TOP	NOTES
7'	Std./Btr.	055192	

4" x 4" Posts S4S - Pressure Treated and Stained

HEIGHT	GRADE	STAIN	PART NO. FLAT TOP	NOTES
6'	Std./Btr.	Browntone	054892	
7'	Std./Btr.	Browntone	055152	
8'	Std./Btr.	Browntone	055194	
10'	Std./Btr.	Browntone	054894	

4-1/8" x 4-1/8" Posts S4S - Pressure Treated and Stained

HEIGHT	GRADE	STAIN	PART NO. FLAT TOP	NOTES
6'	Std./Btr.	Browntone	054905	
7'	Std./Btr.	Browntone	054906	
8'	Std./Btr.	Browntone	054907	
9'	Std./Btr.	Browntone	054908	
10	Std./Btr.	Browntone	054909	

3/4" x 3-1/2" Boards S4S

HEIGHT	GRADE	PART NO. FLAT TOP	PART NO. DOG EAR	PART NO. GOTHIC	PART NO. FRENCH GOTHIC	NOTES
4'	Premium	—	—	—	051157	
4'	Std./Btr.	051155	051156	051154	—	
5'	Premium	051158	—	—	—	
6'	Premium	051159	—	—	005844	

1/2" x 4" Boards RGH

HEIGHT	GRADE	PART NO. DOG EAR	NOTES
6'	Standard	051201	

5/8" x 4" Boards RGH

HEIGHT	GRADE	PART NO. DOG EAR	PART NO. FRENCH GOTHIC	NOTES
4'	Standard	051129	836K00	

Boards

5/8" x 5-1/2" Boards RGH

HEIGHT	GRADE	PART NO. DOG EAR	NOTES
6'	Premium	051131	
6'	Standard	051130	
8'	Standard	051132	

3/4" x 6" Boards S4S

HEIGHT	GRADE	PART NO. FLAT TOP	PART NO. DOG EAR	PART NO. FRENCH GOTHIC	NOTES
5'	Std./Btr.	051151	051160	—	
6'	Premium	051161	051162	348B00	
6'	Standard	—	054671	—	
8'	Std./Btr.	051163	051164	—	
14'	Standard	051125	—	—	

5/4" x 6" Boards S4S

HEIGHT	GRADE	PART NO.	NOTES
16'	Standard	059917	

2" x 4" Rails S4S

LENGTH	GRADE	PART NO.	NOTES
7'	Standard	051133	
8'	Std. Prime	291Y00	
8'	Standard	051110	
10'	Standard	051111	
12'	Premium	050510	
12'	Std. Prime	292Y00	
12'	Standard	051112	
14'	Standard	051113	
16'	Premium	058487	
16'	Std. Prime	507Y00	
16'	Standard	051114	
20'	Standard	051169	

2" x 6" Rails S4S

LENGTH	GRADE	PART NO.	NOTES
12'	Standard 4A*	412Y00	
14'	Standard	051118	
16'	Standard 4A*	413Y00	
16'	Standard	051119	

2" x 12" Rails S4S

LENGTH	GRADE	PART NO.	NOTES
14'	Standard	051135	

* **Standard 4A** is treated for ground contact

Posts

4" x 4" Posts S4S

HEIGHT	GRADE	PART NO. FLAT TOP	PART NO. FRENCH GOTHIC	NOTES
6'	Standard	051149	051165	
7'	Standard	051134	051166	
8'	Standard	—	051141	
8'	Standard Core	051121	—	
9'	Standard	051167	051168	
10'	Standard	051122	051143	
12'	Standard	051123	000S65	
14'	Standard	051124	—	

4" x 6" Posts S4S

HEIGHT	GRADE	PART NO. FLAT TOP	NOTES
8'	Standard	051170	
10'	Standard	051171	
12	Standard	024A00	

6" x 6" Posts S4S

HEIGHT	GRADE	PART NO. FLAT TOP	PART NO. FRENCH GOTHIC	NOTES
8'	Standard	051126	051144	
10'	Standard	051127	051147	
12'	Standard	051128	—	

NOTE: These posts are treated for ground contact

Stockade Panels / Pressure Treated pickets • 2" x 4" Pressure Treated back rails

SIZE	PICKET	PICKET GRADE	PART NO.	NOTES
6' H x 8' L	1/2"	#1	051960	
6' H x 8' L	5/8"	#1	051961	

Board-on-Board Panels / Pressure Treated boards • 2" x 4" Pressure Treated back rails

SIZE	BOARD	PICKET GRADE	PART NO.	NOTES
6' H x 8' L	1/2"	#1	051963	
6' H x 8' L	5/8"	#1	051962	

Shadowbox Panels / Pressure Treated boards • 2" x 4" Pressure Treated back rails

SIZE	BOARD	PICKET GRADE	PART NO.	NOTES
6' H x 8' L	5/8"	#1	051964	

2" x 4" Rails S4S - Pressure Treated and Stained

LENGTH	GRADE	STAIN	PART NO.	NOTES
12'	Standard	Dark Brown	006217	
12'	Standard	Medium Brown	005759	

Boards

3/4" x 5-1/2" Boards S1S2E

HEIGHT	GRADE	PART NO. DOG EAR	NOTES
6'	Premium	454X00	

1" x 6" Boards RGH

HEIGHT	GRADE	PART NO. DOG EAR	NOTES
16'	Std./Btr.	272Y00	

11/16" x 6" Boards RGH

HEIGHT	GRADE	PART NO. FLAT TOP	PART NO. DOG EAR	NOTES
4'	#1	—	058855	
6'	#1	058857	058856	
8'	#1	—	058858	

2" x 4" Rails RGH

LENGTH	GRADE	PART NO.	NOTES
8'	#2	006463	

4" x 4" Posts RGH

HEIGHT	GRADE	PART NO. FLAT TOP	PART NO. FRENCH GOTHIC	NOTES
8'	#2	006208	—	
10'	#2	006209	006466	

Solid Privacy Panels / 11/16" Dog Ear boards • 2" x 4" back rails

SIZE	BOARD	PICKET TOP	PART NO.	NOTES
6' H x 8' L	11/16" x 6"	Dog Ear	409Y00	

Split Rail

Split Rails - Western Red Cedar / Handsplit finish

LENGTH	GRADE	GIRTH	PART NO.	NOTES
8'	Standard	12" minimum	050597	
8'	Jumbo	14" minimum	056528	
10'	Standard	12" minimum	050598	
10'	Jumbo	14" minimum	056529	

2 Rail - Western Red Cedar / Handsplit finish • For 3' H Fence

DESCRIPTION	GRADE	GIRTH	PART NO.	NOTES
5' 4" Line Post	Standard	18"	050583	
5' 4" End Post	Standard	18"	050584	
5' 4" Corner Post	Standard	18"	050585	

3 Rail - Western Red Cedar / Handsplit finish • For 4' H Fence

DESCRIPTION	GRADE	GIRTH	PART NO.	NOTES
6' 6" Line Post	Standard	18"	050587	
6' 6" End Post	Standard	18"	050588	
6' 6" Corner Post	Standard	18"	050589	

4 Rail - Western Red Cedar / Handsplit finish • For 5' H Fence

DESCRIPTION	GRADE	GIRTH	PART NO.	NOTES
7' 6" Line Post	Standard	18"	833U00	
7' 6" End Post	Standard	18"	832U00	
7' 6" Corner Post	Standard	18"	363V00	

Girth = measure circumference 12" from each end and divide by two.

West Virginia Split Rails - Locust / Sawn Finish

LENGTH	GRADE	GIRTH	PART NO.	NOTES
11' Hardwood	Standard	9" triangular	050818	
11' Softwood	Standard	9" triangular	050801	

2 Rail - Locust / Sawn Finish • For 3' H Fence

DESCRIPTION	SPECIES	POST SIZE	PART NO.	NOTES
5' 4" Line Post	Locust	3" x 6"	050804	
5' 4" End Post	Locust	4" x 4"	050805	
5' 4" Corner Post	Locust	4" x 4"	050806	
4' Wide Gate	Hemlock	—	052032	
5' Wide Gate	Hemlock	—	056554	

3 Rail - Locust / Sawn Finish • For 4' H Fence

DESCRIPTION	SPECIES	POST SIZE	PART NO.	NOTES
7' Line Post	Locust	3" x 6"	050811	
7' End Post	Locust	5" x 5"	050812	
7' Corner Post	Locust	5" x 5"	050813	
4' Wide Gate	Hemlock	—	052033	
4' Wide Framed Gate	Hemlock	—	050642	
5' Wide Gate	Hemlock	—	056555	
5' Wide Framed Gate	Hemlock	—	050519	

4 Rail - Locust / Sawn Finish • For 5' H Fence

DESCRIPTION	SPECIES	POST SIZE	PART NO.	NOTES
8' Line Post	Locust	3" x 6"	056540	
8' End Post	Locust	5" x 5"	056541	
8' Corner Post	Locust	5" x 5"	056542	

Girth = measure circumference 12" from each end and divide by two.

Doweled Round Rail

Doweled Round Rails - Northern White Cedar / Smooth finish

LENGTH	GRADE	DIAMETER	PART NO.	NOTES
8'	Jumbo	3-1/2" - 4-1/4"	051808	
10'	Jumbo	3-1/2" - 4-1/4"	051810	

2 Rail - Northern White Cedar / Smooth finish • For 3' H Fence

DESCRIPTION	GRADE	DIAMETER	PART NO.	NOTES
5' Line Post	Jumbo	4-1/2" - 5-1/4"	051821	
5' End Post	Jumbo	4-1/2" - 5-1/4"	051822	
5' Corner Post	Jumbo	4-1/2" - 5-1/4"	051823	
5' Blank Post - Beveled	Jumbo	4-1/2" - 5-1/4"	052105	

3 Rail - Northern White Cedar / Smooth finish • For 4' H Fence

DESCRIPTION	GRADE	DIAMETER	PART NO.	NOTES
6' Line Post	Jumbo	4-1/2" - 5-1/4"	051827	
6' End Post	Jumbo	4-1/2" - 5-1/4"	051828	
6' Corner Post	Jumbo	4-1/2" - 5-1/4"	051829	
6' Blank Post - Beveled	Jumbo	4-1/2" - 5-1/4"	052106	

Scarfed Round Rails - Northern White Cedar / Smooth finish

LENGTH	GRADE	DIAMETER	PART NO.	NOTES
8'	Jumbo	3-1/4" - 4-1/4"	050850	
10'	Jumbo	3-1/4" - 4-1/4"	051860	
11'	Jumbo	3-1/4" - 4-1/4"	056693	

2 Rail - Northern White Cedar / Smooth finish • For 3' H Fence

DESCRIPTION	GRADE	DIAMETER	PART NO.	NOTES
5' 6" Line Post	Jumbo	4-1/2" - 5-1/4"	051866	
5' 6" End Post	Jumbo	4-1/2" - 5-1/4"	051867	
5' 6" Corner Post	Jumbo	4-1/2" - 5-1/4"	051868	

3 Rail - Northern White Cedar / Smooth finish • For 4' H Fence

DESCRIPTION	GRADE	DIAMETER	PART NO.	NOTES
7' Line Post	Jumbo	4-1/2" - 5-1/4"	051921	
7' End Post	Jumbo	4-1/2" - 5-1/4"	051922	
7' Corner Post	Jumbo	4-1/2" - 5-1/4"	051923	

Split Rail

West Virginia Split Rails - ACQ Treated Pine / Sawn finish

LENGTH	SPECIES	PART NO.	NOTES
11'	Treated Pine	056543	
11' Diamond Rail	Treated Pine	051930	

2 Rail - ACQ Treated Pine / Sawn Finish • For 3' H Fence

DESCRIPTION	SPECIES	POST SIZE	PART NO.	NOTES
5' 4" Line Post	Treated Pine	3" x 6"	051931	
5' 4" End Post	Treated Pine	4" x 4"	051932	
5' 4" Corner Post	Treated Pine	4" x 4"	051933	

3 Rail - ACQ Treated Pine / Sawn Finish • For 4' H Fence

DESCRIPTION	SPECIES	POST SIZE	PART NO.	NOTES
7' Line Post	Treated Pine	3" x 6"	051934	
7' End Post	Treated Pine	4" x 4"	051935	
7' Corner Post	Treated Pine	4" x 4"	051936	
4' Wide Gate	Poplar	—	056548	
5' Wide Gate	Poplar	—	056550	

Doweled Round Rails - ACQ Treated Pine / Smooth finish

LENGTH	DIAMETER	PART NO.	NOTES
8'	3-1/2"	051929	
8'	4"	050834	

2 Rail - ACQ Treated Pine / Smooth finish • For 3' H Fence

DESCRIPTION	DIAMETER	PART NO.	NOTES
5' Line Post	4-1/2" - 5-1/2"	050831	
5' End Post	4-1/2" - 5-1/2"	050832	
5' Corner Post	4-1/2" - 5-1/2"	050833	

3 Rail - ACQ Treated Pine / Smooth finish • For 4' H Fence

DESCRIPTION	DIAMETER	PART NO.	NOTES
6' Line Post	4-1/2" - 5-1/2"	050835	
6' End Post	4-1/2" - 5-1/2"	050836	
6' Corner Post	4-1/2" - 5-1/2"	050837	
7' Blank Post	4-1/2" - 5-1/2"	056676	

Rails, Posts, and Accessories

Rails S4S / CCA Treated Pine • Flat Top

WIDTH x HEIGHT	GRADE	PART NO. 10' LENGTH	PART NO. 16' LENGTH	NOTES
2-1/2" x 9-1/2"	#2	—	050650	
3-1/2" x 7-1/2"	#2	050048	054959	
3-1/2" x 9-1/2"	#2	—	050648	
3-1/2" x 11-1/2"	#2	—	058875	

6" x 8" Posts S4S / CCA Treated Pine

HEIGHT	STYLE	GRADE	PART NO. FLAT TOP	PART NO. MORTISE & CHAMFERED	NOTES
5' 4"	Blank	#2	050702	—	
6'	Blank	#2	050649	—	

8" x 8" Posts S4S / CCA Treated Pine

HEIGHT	STYLE	GRADE	PART NO. FLAT TOP	PART NO. MORTISE & CHAMFERED	NOTES
5' 4"	Line	#2	—	050051	
5' 4"	End	#2	—	050052	
6'	Blank	#2	054881	—	

10" x 10" Posts S4S / CCA Treated Pine

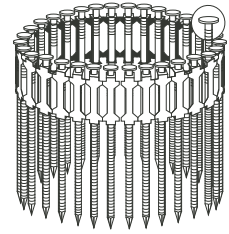
HEIGHT	STYLE	GRADE	PART NO. FLAT TOP	PART NO. MORTISE & CHAMFERED	NOTES
5' 4"	Line	#2	—	050055	
5' 4"	End	#2	—	050056	
5' 4"	Corner	#2	—	050057	

Guard Rail Accessories / Hot Dip Galvanized

HEIGHT	PART NO.	WEIGHT	NOTES
Carriage Bolt 1/2" x 12"	010732	0.66	
Flat Washer 1/2"	010733	0.04	
Nut 1/2"	010734	0.04	

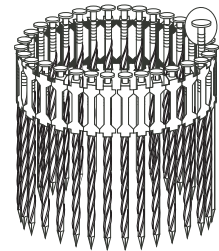
Nails / 0° Plastic Coil Ring Shank • Full Round Head • No Coat

DESCRIPTION	PART NO.	BOX QTY.	BOXES/PALLET	BOX WEIGHT	NOTES
1-3/4" x .086 Fence Galvanized	012638	3,600	48	14.40	
1-7/8" x .092 Electro Galvanized 13 micron	012639	9,000	96	15.00	
1-7/8" x .092 Electro Galvanized 9 micron	012640	9,000	48	15.00	
1-7/8" x .099 Stainless Steel	012662	9,000	48	46.42	
1-7/8" x .099 Aluminum	012637	9,000	48	16.50	



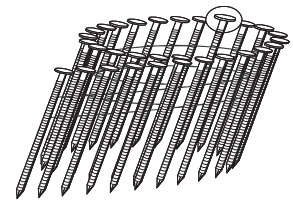
Nails / 0° Plastic Coil Screw Shank • Full Round Head • No Coat

DESCRIPTION	PART NO.	BOX QTY.	BOXES/PALLET	BOX WEIGHT	NOTES
1-7/8" x .099 Aluminum	012636	9,000	48	16.50	



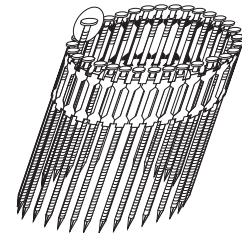
Nails / 15° Wire Coil Ring Shank • Full Round Head • No Coat

DESCRIPTION	PART NO.	BOX QTY.	BOXES/PALLET	BOX WEIGHT	NOTES
1-3/4" x .080 Fence Galvanized	012642	3,000	96	14.00	
1-3/4" x .092 Fence Galvanized	012643	3,000	97	14.50	
2" x .092 Fence Galvanized	012644	3,000	84	14.50	
2" x .099 Fence Galvanized	012645	3,000	80	25.00	
3" x .120 Fence Galvanized	012646	2,500	72	14.50	
3 1/4" x .120 Fence Galvanized	012647	2,500	60	28.00	
1-3/4" x .080 Hot Dip Galvanized	012648	4,200	84	14.00	
2" x .092 Hot Dip Galvanized	012649	3,600	60	14.50	
3" x .120 Hot Dip Galvanized	012650	2,700	60	20.37	
1-3/4" x .080 Electro Galvanized	012651	3,000	96	14.00	
1-3/4" x .090 Stainless Steel	012659	3,600	120	12.41	
2" x .099 Stainless Steel	012660	3,600	105	16.29	
2-1/2" x .090 Stainless Steel	012661	3,600	90	17.63	



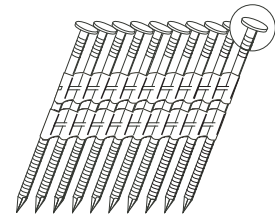
Nails / 15° Plastic Coil Ring Shank • Full Round Head • No Coat

DESCRIPTION	PART NO.	BOX QTY.	BOXES/PALLET	BOX WEIGHT	NOTES
1-3/4" x .092 Fence Galvanized	012641	6,000	48	14.00	
1-3/4" x .092 Stainless Steel	012656	3,200	80	11.00	
2" x .092 Stainless Steel	012657	3,200	64	12.25	



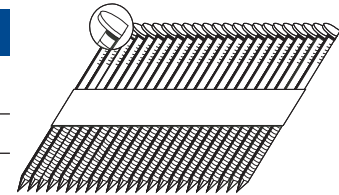
Nails / 21° Plastic Strip Ring Shank • Off-Set Round Head • No Coat

DESCRIPTION	PART NO.	BOX QTY.	BOXES/PALLET	BOX WEIGHT	NOTES
3" x .120 Fence Galvanized	012654	2,000	100	20.37	



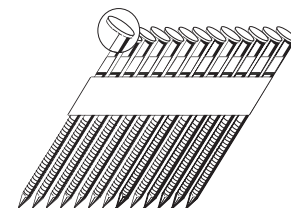
Nails / 33° Paper Strip Ring Shank • Clipped Head • No Coat

DESCRIPTION	PART NO.	BOX QTY.	BOXES/PALLET	BOX WEIGHT	NOTES
2" x .113 Fence Galvanized	012652	2,500	96	11.75	



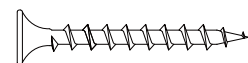
Nails / 33° Paper Strip Ring Shank • Off-Set Round Head • No Coat

DESCRIPTION	PART NO.	BOX QTY.	BOXES/PALLET	BOX WEIGHT	NOTES
3" x .120 Fence Galvanized	012653	2,000	112	20.37	




Screws / Philips Bugle • Coarse Thread

DESCRIPTION	PART NO.	CAN QTY.	BOXES/PALLET	CAN WEIGHT	NOTES
1-5/8" Fence Galvanized	010502	4,035	48	25.00	



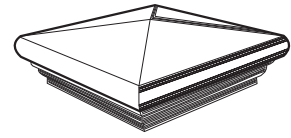
Oil Based Stains - Ready Seal

DESCRIPTION	PART NO.	GALLONS	WEIGHT	NOTES
Dark Walnut	504905	1	8.00	
Natural Cedar	504901	1	8.00	
Pecan	504900	1	8.00	
Redwood	504903	1	8.00	
Clear	002675	5	40.00	
Dark Walnut	504835	5	40.00	
Golden Pine	504832	5	40.00	
Light Oak	504834	5	40.00	
Mahogany	504836	5	40.00	
Natural Cedar	504831	5	40.00	
Pecan	504830	5	40.00	
Redwood	504833	5	40.00	
Dark Brown	476C00	55	440.00	
Dark Redwood	477C00	55	440.00	
Medium Brown	009228	55	440.00	
Medium Redwood	633L00	55	440.00	
Natural Cedar	872R00	55	440.00	



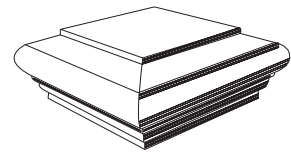
Post Cap, Pyramid / Western Cedar

DESCRIPTION	PART NO.	QTY PER PKG.	WEIGHT EA.	NOTES
S4S 3-13/16"	052720	40	0.80 lb.	
S4S 4-13/16"	052724	32	1.00 lb.	
S4S 5-13/16"	052728	18	1.40 lb.	
RGH 4-1/8"	052722	36	0.80 lb.	
RGH 5-1/8"	052726	32	1.00 lb.	
RGH 6-1/8"	052730	18	1.40 lb.	



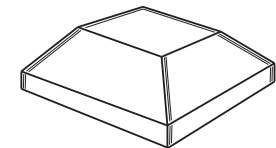
Post Cap, Flat Top / Western Cedar

DESCRIPTION	PART NO.	QTY PER PKG.	WEIGHT EA.	NOTES
S4S 3-13/16"	052700	40	0.80 lb.	
S4S 4-13/16"	052704	28	1.00 lb.	
S4S 5-13/16"	052708	18	1.40 lb.	
RGH 4-1/8"	052702	36	0.80 lb.	
RGH 5-1/8"	052706	28	1.00 lb.	



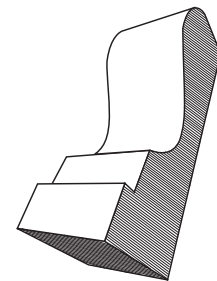
Post Caps / Western Red Cedar

DESCRIPTION	PART NO.	QTY PER PKG.	WEIGHT EA.	NOTES
4" x 4"	051221	100	0.14	
4" x 6"	052752	25	0.15	
6" x 6"	052753	25	0.18	



Wood Corbel / Cedar

DESCRIPTION	PART NO.	QTY PER PKG.	WEIGHT EA.	NOTES
RGH 4" x 4" x 10"	419M00	1	2.00	



DESCRIPTION TERMINOLOGY:

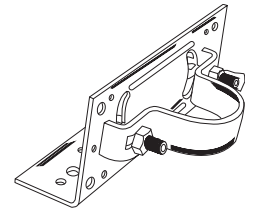
S4S - Smooth on four sides.

RGH - Rough surface.

Adjustable Adapter Clamps / With ledge • Pressed Steel – Galvanized • includes one bolt

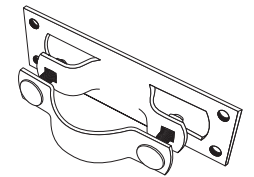
NOTE: Biasable to 25°

DESCRIPTION	PART NO.	QTY PER PKG.	PKG. WEIGHT	NOTES
1-7/8"	011081	25	0.72	
1-7/8" UPC	087083	30	0.72	
2-3/8"	011082	25	0.73	
2-3/8" UPC	087085	30	0.73	

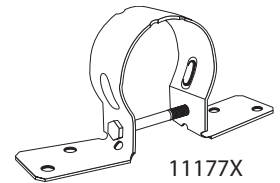


Adjustable Adapter Clamps / Without ledge • Pressed Steel – Galvanized

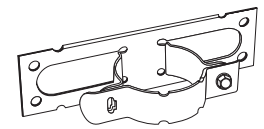
DESCRIPTION	PART NO.	MODEL PART NO.	QTY PER PKG.	WEIGHT EA.	NOTES
2-3/8" UPC 15 ga.	087084	—	40	0.51	
Universal - fits 2-3/8" or 2-7/8"	017732	WPA-0	50	0.51	
2-3/8" 14 ga. includes one bolt	11177X	PGT2A	100	0.36	
2-3/8" 12 ga. includes one bolt	011177	PGT2R	50	0.50	
2-3/8" 11 ga. includes one bolt	791K00	—	25	0.59	
2-3/8" 12 ga. with tab	006421	PGT2E	50	0.75	
2-3/8" 12 ga. snap-on	744Y00	PGT2OZ	100	0.75	



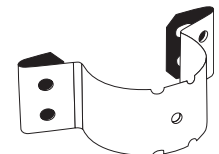
087084
017732



11177X
011177
971K00



006421




744Y00

Line Adapter Clamps / Heavy Duty • Pressed Steel – Galvanized • includes a set of screws

DESCRIPTION	PART NO.	QTY PER PKG.	WEIGHT EA.	NOTES
1-7/8"	017740	50	1.30	
2-3/8"	017734	50	1.44	
2-7/8"	017744	25	1.58	

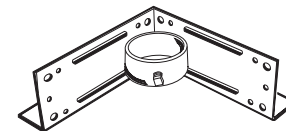
End Adapter Clamps / Pressed Steel – Galvanized • includes a set of screws

DESCRIPTION	PART NO.	QTY PER PKG.	WEIGHT EA.	NOTES
1-7/8" Left	011171	10	0.93	
1-7/8" Right	011172	10	0.93	
2-3/8" Left	011173	10	1.14	
2-3/8" Right	011174	10	1.14	




Corner Adapter Clamps / Pressed Steel – Galvanized • includes a set of screws

DESCRIPTION	PART NO.	QTY PER PKG.	WEIGHT EA.	NOTES
1-7/8"	011161	10	1.41	
2-3/8"	011162	10	1.60	



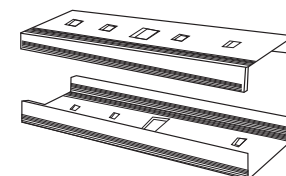
Alternating Panel Brackets / Pressed Steel – Galvanized • includes a set of screws

DESCRIPTION	PART NO.	QTY PER PKG.	WEIGHT EA.	NOTES
2-3/8"	011168	25	1.71	



Wood Rail Splicer / Pressed Steel – Galvanized

DESCRIPTION	PART NO.	QTY PER PKG.	WEIGHT EA.	NOTES
2" x 3" or 2" x 4"	070081	100	0.23	



Post Extension / Pressed Steel – Galvanized

DESCRIPTION	PART NO.	QUANTITY	WEIGHT EA.	NOTES
2-3/8" x 24" CQ20 Pipe	023570	1	5.00	




Lag Screws / Sold only in full packages

DESCRIPTION	PART NO.	PER SACK	WEIGHT EA.	NOTES
1/4" x 1-1/2" - Zinc Finish	011100	100	0.02	
5/16" x 2" - Black Finish	011101	100	0.05	



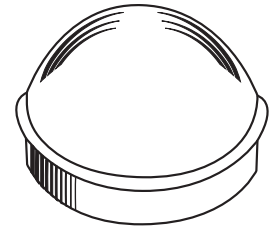
Drive-In Plugs / Sand-Cast Aluminum

DESCRIPTION	PART NO.	PER SACK	WEIGHT EA.	NOTES
2-3/8" For Tube	010138	50	.15 lb.	



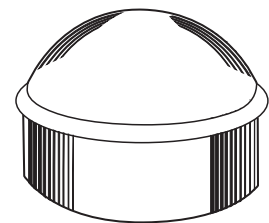
Post Caps, Heavy / Die-Cast Aluminum

DESCRIPTION	PART NO.	PER SACK	WEIGHT EA.	NOTES
1-5/8"	011302	350	.09 lb.	
1-7/8"	011303	250	.10 lb.	
2-3/8"	011304	150	.14 lb.	
2-7/8"	011315	150	.20 lb.	
4"	011317	50	.22 lb.	



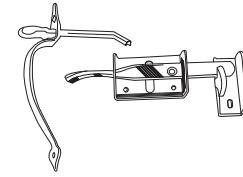
Post Caps / Pressed Steel – Galvanized

DESCRIPTION	PART NO.	PER SACK	WEIGHT EA.	NOTES
1-5/8"	011602	250	.13 lb.	
1-7/8"	011603	200	.16 lb.	
2-3/8"	011604	125	.23 lb.	
2-7/8"	011605	100	.31 lb.	
4"	011608	25	.59 lb.	



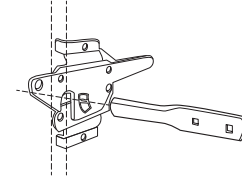
Thumb Latch / Poly bag with screws

DESCRIPTION	PART NO.	QTY PER PKG.	WEIGHT EA.	NOTES
5" Lever - Black Finish	010942	20	1.45	



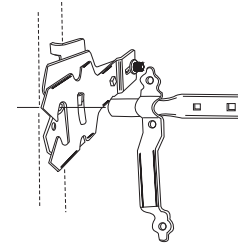
Post Latch / Poly bag with screws

DESCRIPTION	PART NO.	QTY PER PKG.	WEIGHT EA.	NOTES
Black Finish	011150	20	1.50	
Black Finish with Handle	011041	20	1.83	



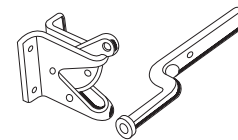
Deluxe Latch Set / Poly bag with screws

DESCRIPTION	PART NO.	QTY PER PKG.	WEIGHT EA.	NOTES
Black Finish	011151	20	2.45	



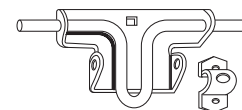
Universal Gravity Latches / Poly bag with screws

DESCRIPTION	PART NO.	QTY PER PKG.	WEIGHT EA.	NOTES
Zinc Finish	010926	50	0.46	
Black Finish	010927	50	0.46	



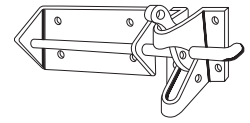
Universal Slide Bolt Latches / Poly bag with screws

DESCRIPTION	PART NO.	QTY PER PKG.	WEIGHT EA.	NOTES
Zinc Finish	010932	30	0.80	
Black Finish	010933	30	0.80	



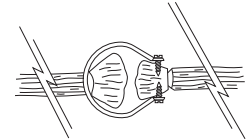
Corral Latches / Poly bag with screws

DESCRIPTION	PART NO.	PER SACK	WEIGHT EA.	NOTES
Zinc Finish	010945	20	1.40	
Black Finish	010946	20	1.40	




Split Rail Loop Latch / Poly bag with screws

DESCRIPTION	PART NO.	PER SACK	WEIGHT EA.	NOTES
Zinc Finish	011090	30	0.74	



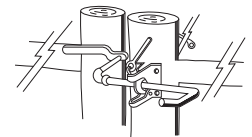
Round Rail Loop Latch / Poly bag with screws

DESCRIPTION	PART NO.	PER SACK	WEIGHT EA.	NOTES
Zinc Finish	010948	30	0.74	



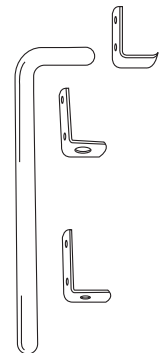
All Purpose Combo Latch / Poly bag with screws

DESCRIPTION	PART NO.	PER SACK	WEIGHT EA.	NOTES
Zinc Finish	010947	20	1.75	



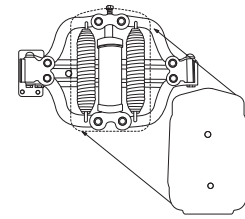
Heavy-Duty Drop Rods / Bulk with screws

DESCRIPTION	PART NO.	PER SACK	WEIGHT EA.	NOTES
5/8" x 18" Black Finish	010978	10	2.40	
5/8" x 24" Black Finish	010985	10	2.80	
5/8" x 48" Black Finish	010984	10	5.00	



Kant-Slam Hydraulic Gate Closer / Poly bag with screws

DESCRIPTION	PART NO.	PER SACK	WEIGHT EA.	NOTES
Universal	018622	6	6.00	



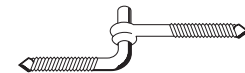
Gate Springs / Extra heavy-duty spring, adjustable

DESCRIPTION	PART NO.	PER SACK	WEIGHT EA.	NOTES
13" - Black Finish	011098	6	1.27	



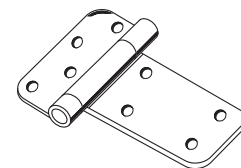
Screw Hook And Eye Hinges / Poly bag • sold by the pair

DESCRIPTION	PART NO.	PER SACK	WEIGHT EA.	NOTES
1/2" x 4" - Zinc Finish	010994	30 pairs	1.17	
5/8" x 5" - Zinc Finish	011064	30 pairs	1.60	



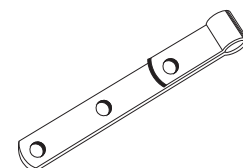
Flat Hinges / Bulk without screws • sold by the pair

DESCRIPTION	PART NO.	PER SACK	WEIGHT EA.	NOTES
5" Zinc Finish	011071	12 pairs	1.67	
6" Zinc Finish	011073	12 pairs	1.83	



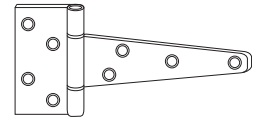
Heavy-Duty Straps / Bulk without screws • sold by the pair

DESCRIPTION	PART NO.	PER SACK	WEIGHT EA.	NOTES
8" Zinc Finish	011021	30 pairs	1.36	
8" Black Finish	011022	30 pairs	1.36	
10" Zinc Finish	011023	30 pairs	1.60	
10" Black Finish	011024	30 pairs	1.60	



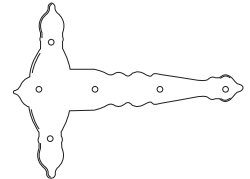
Universal T Hinges / Poly bag with screws • sold by the pair

DESCRIPTION	PART NO.	PER SACK	WEIGHT PR.	NOTES
6" Zinc Finish	011006	40 pairs	1.32	
6" Black Finish	011007	40 pairs	1.97	



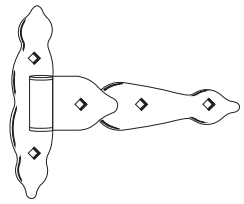
Narrow Ornamental T Hinges / Poly bag with screws • sold by the pair

DESCRIPTION	PART NO.	PER SACK	WEIGHT PR.	NOTES
8" Black Finish	011002	20 pairs	2.22	
12" Black Finish	011004	5 pairs	5.65	



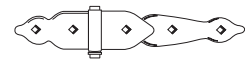
Ornamental Spring Loaded T Hinge / Poly bag with screws • sold by the pair

DESCRIPTION	PART NO.	PER SACK	WEIGHT PR.	NOTES
8" Black Finish	011005	10 pairs	2.24	



Ornamental Half Strap Hinge / Poly bag with screws • sold by the pair

DESCRIPTION	PART NO.	PER SACK	WEIGHT PR.	NOTES
8" Black Finish	011015	20 pairs	2.45	



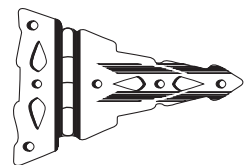
Strap Hinges / Poly bag with screws • sold by the pair

DESCRIPTION	PART NO.	PER SACK	WEIGHT PR.	NOTES
8" Black Finish	011186	20 pairs	3.05	
10" Black Finish	011187	20 pairs	3.70	



Maxima T Hinges / Poly bag with screws • sold by the pair

DESCRIPTION	PART NO.	PER SACK	WEIGHT PR.	NOTES
8" Black Finish	011188	20 pairs	2.51	
10" Black Finish	011189	20 pairs	2.77	



Decorative Gate Handles / Bulk with screws

DESCRIPTION	PART NO.	PER SACK	WEIGHT EA.	NOTES
6" Black Finish	010968	200	0.20	
8" Black Finish	010966	200	0.34	



Maxima Support Gate Handle / Bulk with screws

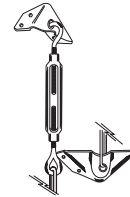
DESCRIPTION	PART NO.	PER SACK	WEIGHT EA.	NOTES
6" Black Finish	011156	200	0.28	



Non-Sag Gate Kit / Poly bag with screws

DESCRIPTION	PART NO.	PER SACK	WEIGHT EA.	NOTES
Fits up to 6' H and 5' W - Zinc Finish	011030	30	0.67	

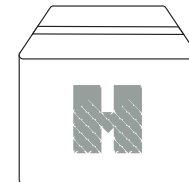
Includes cable, brackets, tightener, and screws.



Single Swing Gate Sets / Poly bag with screws

DESCRIPTION	PART NO.	PER SACK	WEIGHT EA.	NOTES
Two 8" T Hinges - Black Finish	011182	8	4.75	
Two 8" Strap Hinges - Black Finish	011183	8	5.87	
Three 8" Strap Hinges - Black Finish	011184	8	6.00	

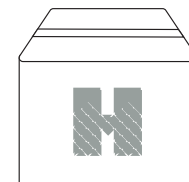
Includes hinges, post latch, striker, handle, and screws.



Double Swing Gate Set / Poly bag with screws

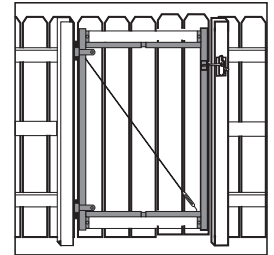
DESCRIPTION	PART NO.	PER SACK	WEIGHT EA.	NOTES
Four 10" Strap Hinges - Black Finish	011138	8	5.87	

Includes hinges, post latch, striker, handle, drop rod, and screws.



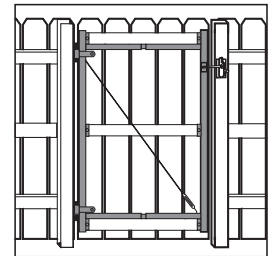
Adjust-A-Gate 2 Rail Frame

DESCRIPTION	PART NO.	QTY PER PKG.	WEIGHT EA.	NOTES
36" to 60" Opening	049904	40	22.00	
60" to 96" Opening	049905	20	26.00	



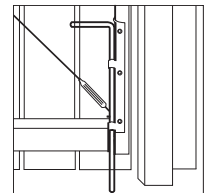
Adjust-A-Gate 3 Rail Frame

DESCRIPTION	PART NO.	QTY PER PKG.	WEIGHT EA.	NOTES
36" to 60" Opening	049901	40	25.00	
60" to 96" Opening	049902	20	30.00	



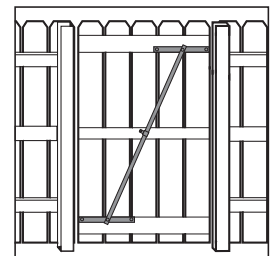
Adjust-A-Gate Drop Rod

DESCRIPTION	PART NO.	QTY PER PKG.	WEIGHT EA.	NOTES
Locking Drop Rod	049903	4	4.00	



EZ Brace Gate Frame / Pressed Steel • Powder Coated

DESCRIPTION	PART NO.	QTY PER PKG.	WEIGHT EA.	NOTES
EZ Brace Anti-Sag Gate Kit - Black	049907	1	4.00	



NOTES

NOTES

NOTES

NOTES

NOTES

**Legend® - LGB Series**

Available: East, Mid-Atlantic & Midwest

Pages PVC-1 to PVC-26

Impressions® - IMB Series

Available: South, Southeast

Pages PVC-27 to PVC-40

Legend® - LGN Series

Available: West

Pages PVC-41 to PVC-78

Legend® - LGD Series

Available: Midwest

Pages PVC-79 to PVC-92

Illusions® - ILS Series

Available: East & Midwest

Pages PVC-93 to PVC-119

D&D Gate Hardware

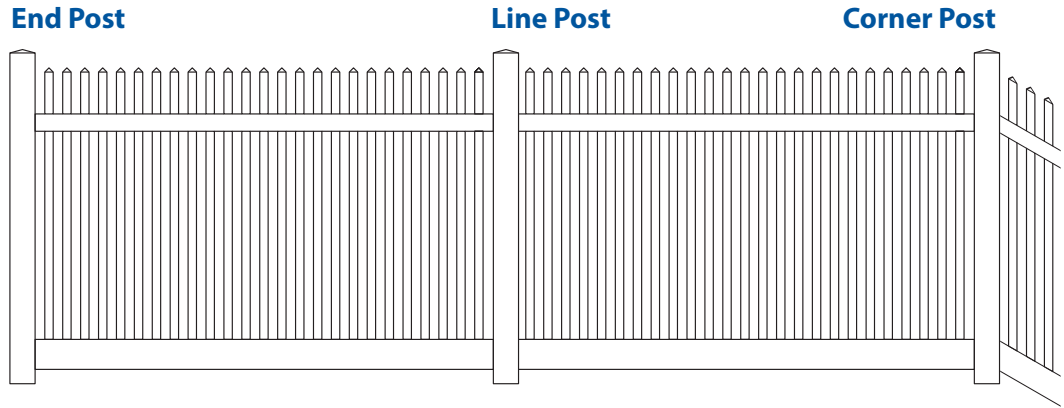
Available: East & Midwest

Pages PVC-120 to PVC-122

Check List

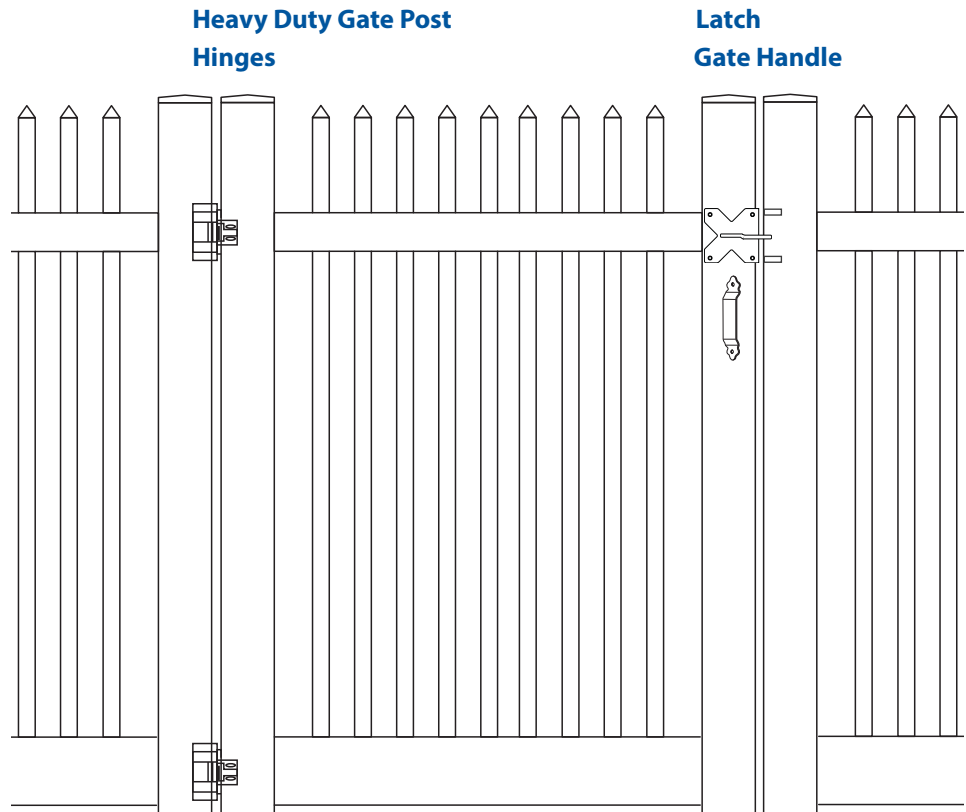
Fence

- Panel
- Line Post
- End Post
- Corner Post
- Post Caps




Gates

- Gate
- Heavy Duty Gate Post
- Gate Post Insert (Optional)
- Post Cap
- Hinges
- Latch
 - Pool Code Compliant
- Drop Rod
- Gate Handle



TOOLS

TAPE MEASURE, STRING & STAKES, POST HOLE DIGGER, WHEELBARROW, SHOVEL, HOE, CONCRETE, CARPENTER'S LEVEL, NOTCHING TOOL, GLUE

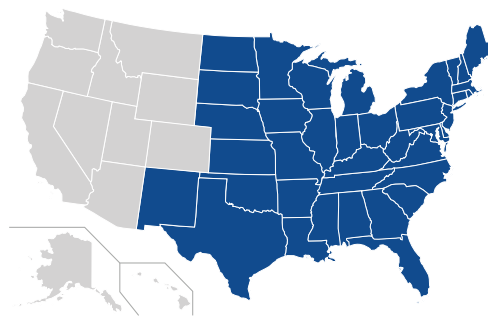


Most popular fence styles; Most popular colors

Product Features

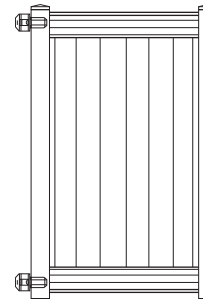
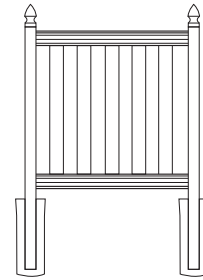
- Full product offering - Privacy, Picket, Ranch Rail and Pool Code Compliant
- 18 most popular styles
- Available in most popular colors - White, Tan, Khaki
- Fully kitted program
- Protection Plus Packaging - Protects product during transportation
- Gates for every style
- Full line of accessories available
- Made in USA
- Limited Lifetime Transferable Warranty

US Availability: East, Mid-Atlantic, Midwest



Decorative Solid Privacy / 2" x 7" Top and Bottom Rails

DESCRIPTION	PART NO. WHITE	PART NO. TAN	PART NO. KHAKI	WEIGHT EA.	NOTES
6' High Panel*	10311W	10311T	10311K	43.26	
5" SQ x 108" Line Post	10312W	10312T	10312K	15.02	
5" SQ x 108" End Post	10314W	10314T	10314K	15.02	
5" SQ x 108" Corner Post	10313W	10313T	10313K	15.02	
5" SQ x 108" Blank Post	10272W	10272T	073Y00	15.18	
46" Wide Gate	10315W	10315T	10315K	43.57	
58" Wide Gate	10316W	10316T	10316K	49.73	
5" SQ Pyramid Post Cap	532944	532940	10022K	0.20	
5" SQ Internal Post Cap	521824	521820	10023K	0.50	



Kitted panels include all pickets, rails and u-channels
 No rail stiffeners needed
 All posts are .135 wall


* Denotes National Pool Code Compliant configuration
 Gates must not use cross brace when installed around a pool

All gates are Single Swing. For a Double Swing gate, order 2.
 All gates include self-closing hinges


US Availability: East, Mid-Atlantic, and Midwest

Decorative Solid Privacy / 2" x 7" Top and Bottom Rails

DESCRIPTION	PART NO. WHITE	PART NO. TAN	PART NO. KHAKI	WEIGHT EA.	NOTES
4' High Panel*	10323W	10323T	10323K	43.61	
5" SQ x 84" Line Post	10324W	10324T	10324K	11.68	
5" SQ x 84" End Post	10326W	10326T	10326K	11.68	
5" SQ x 84" Corner Post	10325W	10325T	10325K	11.68	
5" SQ x 84" Blank Post	10270W	10270T	10270K	11.81	
46" Wide Gate	10327W	10327T	10327K	37.11	
58" Wide Gate	10328W	10328T	10328K	42.68	
5" SQ Pyramid Post Cap	532944	532940	10022K	0.20	
5" SQ Internal Post Cap	521824	521820	10023K	0.50	



5' High Panel*	10317W	10317T	10317K	51.67	
5" SQ x 96" Line Post	10318W	10318T	10318K	13.35	
5" SQ x 96" End Post	10320W	10320T	10320K	13.35	
5" SQ x 96" Corner Post	10319W	10319T	10319K	13.35	
5" SQ x 96" Blank Post	10059W	10271T	10059K	13.49	
46" Wide Gate	10321W	10321T	10321K	42.88	
58" Wide Gate	10322W	10322T	10322K	49.51	
5" SQ Pyramid Post Cap	532944	532940	10022K	0.20	
5" SQ Internal Post Cap	521824	521820	10023K	0.50	



6' High Panel*	10310W	10310T	10310K	59.74	
5" SQ x 108" Line Post	10312W	10312T	10312K	15.02	
5" SQ x 108" End Post	10314W	10314T	10314K	15.02	
5" SQ x 108" Corner Post	10313W	10313T	10313K	15.02	
5" SQ x 108" Blank Post	10272W	10272T	073Y00	15.18	
46" Wide Gate	10315W	10315T	10315K	43.57	
58" Wide Gate	10316W	10316T	10316K	49.73	
5" SQ Pyramid Post Cap	532944	532940	10022K	0.20	
5" SQ Internal Post Cap	521824	521820	10023K	0.50	

Kitted panels include all pickets, rails and u-channels
 No rail stiffeners needed
 All posts are .135 wall

* Denotes National Pool Code Compliant configuration
 Gates must not use cross brace when installed around a pool

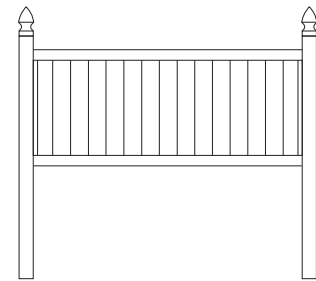
All gates are Single Swing. For a Double Swing gate, order 2.
 All gates include self-closing hinges

US Availability: East, Mid-Atlantic, and Midwest


Solid Privacy • 8' Wide • Friction Fit Rails

Solid Privacy / 1-3/4" x 7" Top and Bottom Rails

DESCRIPTION	PART NO. WHITE	PART NO. TAN	PART NO. KHAKI	WEIGHT EA.	NOTES
4' High Panel*	10353W	10353T	10353K	38.41	
5" SQ x 84" Line Post	10354W	10354T	10354K	11.68	
5" SQ x 84" End Post	10356W	10356T	10356K	11.68	
5" SQ x 84" Corner Post	10355W	10355T	10355K	11.68	
5" SQ x 84" Blank Post	10270W	10270T	10270K	11.81	
46" Wide Gate	10357W	10357T	10357K	32.81	
58" Wide Gate	10358W	10358T	10358K	37.66	
5" SQ Pyramid Post Cap	532944	532940	10022K	0.20	
5" SQ Internal Post Cap	521824	521820	10023K	0.50	



5' High Panel*	10347W	10347T	10347K	47.53	
5" SQ x 96" Line Post	10348W	10348T	10348K	13.35	
5" SQ x 96" End Post	10350W	10350T	10350K	13.35	
5" SQ x 96" Corner Post	10349W	10349T	10349K	13.35	
5" SQ x 96" Blank Post	10059W	10271T	10059K	13.49	
46" Wide Gate	10770W	10351T	10351K	38.09	
58" Wide Gate	10352W	10352T	10352K	43.21	
5" SQ Pyramid Post Cap	532944	532940	10022K	0.20	
5" SQ Internal Post Cap	521824	521820	10023K	0.50	



6' High Panel*	10001W	10001T	441Y00	54.15	
5" SQ x 108" Line Post	10002W	10002T	442Y00	15.02	
5" SQ x 108" End Post	10004W	10004T	444Y00	15.02	
5" SQ x 108" Corner Post	10003W	10003T	443Y00	15.02	
5" SQ x 108" Blank Post	10272W	10272T	073Y00	15.18	
46" Wide Gate	10766W	10766T	10005K	45.62	
58" Wide Gate	10767W	10767T	10006K	52.31	
5" SQ Pyramid Post Cap	532944	532940	10022K	0.20	
5" SQ Internal Post Cap	521824	521820	10023K	0.50	

Kitted panels include all pickets, rails and u-channels
 No rail stiffeners needed
 All posts are .135 wall


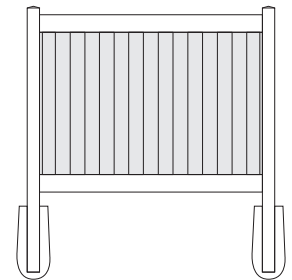
* Denotes National Pool Code Compliant configuration
 Gates must not use cross brace when installed around a pool

All gates are Single Swing. For a Double Swing gate, order 2.
 All gates include self-closing hinges

US Availability: East, Mid-Atlantic, and Midwest



White Rail - Color Infill / 1-3/4" x 7" Top and Bottom Rails

DESCRIPTION	PART NO. WHITE	PART NO. TAN	PART NO. KHAKI	WEIGHT EA.	NOTES
6' High Panel*	N/A	103070	—	54.15	
5" SQ x 108" Line Post	10002W	10002T	—	15.02	
5" SQ x 108" End Post	10004W	10004T	—	15.02	
5" SQ x 108" Corner Post	10003W	10003T	—	15.02	
5" SQ x 108" Blank Post	10272W	10272T	073Y00	15.18	
46" Wide Gate	N/A	10768T	—	53.51	
58" Wide Gate	N/A	10769T	—	59.56	
5" SQ Pyramid Post Cap	532944	532940	10022K	0.20	
5" SQ Internal Post Cap	521824	521820	10023K	0.50	



Solid Privacy Wood Grain / 1-3/4" x 5-1/2" Top and Bottom Rails

DESCRIPTION	PART NO. GOLDEN OAK	PART NO. DRIFTWOOD GRAY	WEIGHT EA.	NOTES
6' High Panel*	N00341	N00347	38.41	
5" SQ x 108" Line Post	N00342	N00348	13.35	
5" SQ x 108" End Post	N00344	N00349	13.35	
5" SQ x 108" Corner Post	N00343	N00350	13.35	
5" SQ x 108" Blank Post	N00177	N00351	13.49	
46" Wide Gate	N00345	N00352	38.09	
58" Wide Gate	N00346	N00353	43.21	
5" SQ Pyramid Post Cap	N00357	N00354	0.20	
5" SQ Internal Post Cap	013003	N00355	0.50	



Kitted panels include all pickets, rails and u-channels
 No rail stiffeners needed
 All posts are .135 wall

* Denotes National Pool Code Compliant configuration
 Gates must not use cross brace when installed around a pool

All gates are Single Swing. For a Double Swing gate, order 2.
 All gates include self-closing hinges

N/A means the item is not available from manufacturer.
 "—" means the item is available. Please contact your Master Halco branch.

US Availability: East, Mid-Atlantic, and Midwest



Legend[®] - Woodgrain Fencing - LGB Series



Solid Privacy • 6' Wide • Friction Fit Rails

Solid Privacy Wood Grain / 1-3/4" x 5-1/2" Top and Bottom Rails

DESCRIPTION	PART NO. GOLDEN OAK	PART NO. DRIFTWOOD GRAY	WEIGHT EA.	NOTES
70" High Panel*	012987	N00358	38.41	
5" SQ x 102" Line Post	012988	N00359	11.68	
5" SQ x 102" End Post	012995	N00361	11.68	
5" SQ x 102" Corner Post	012989	N00360	11.68	
46" Wide Gate	012999	N00362	32.81	
58" Wide Gate	013002	N00363	37.66	
5" SQ Pyramid Post Cap	N00357	N00354	0.20	
5" SQ Internal Post Cap	013003	N00355	0.50	



Kitted panels include all pickets, rails and u-channels
 No rail stiffeners needed
 All posts are .135 wall

* Denotes National Pool Code Compliant configuration
 Gates must not use cross brace when installed around a pool

All gates are Single Swing. For a Double Swing gate, order 2.
 All gates include self-closing hinges

N/A means the item is not available from manufacturer.
 "—" means the item is available. Please contact your Master Halco branch.

US Availability: East, Mid-Atlantic, and Midwest

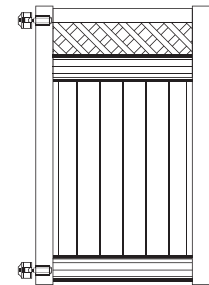

PVC-6

Decorative Lattice Top Privacy / 2" x 3-1/2" Top Rail • 2" x 7" Mid and Bottom Rail

DESCRIPTION	PART NO. WHITE	PART NO. TAN	PART NO. KHAKI	WEIGHT EA.	NOTES
4' High Panel*	10341W	10341T	10341K	42.72	
5" SQ x 84" Line Post	10342W	10342T	10342K	11.68	
5" SQ x 84" End Post	10344W	10344T	10344K	11.68	
5" SQ x 84" Corner Post	10343W	10343T	10343K	11.68	
5" SQ x 84" Blank Post	10270W	10270T	10270K	11.81	
46" Wide Gate	10345W	10345T	10345K	39.56	
58" Wide Gate	10346W	10346T	10346K	43.89	
5" SQ Pyramid Post Cap	532944	532940	10022K	0.20	
5" SQ Internal Post Cap	521824	521820	10023K	0.50	

5' High Panel*	10335W	10335T	10335K	48.13	
5" SQ x 96" Line Post	10336W	10336T	10336K	13.35	
5" SQ x 96" End Post	10338W	10338T	10338K	13.35	
5" SQ x 96" Corner Post	10337W	10337T	10337K	13.35	
5" SQ x 96" Blank Post	10059W	10271T	10059K	13.49	
46" Wide Gate	10339W	10339T	10339K	45.09	
58" Wide Gate	10340W	10340T	10340K	50.16	
5" SQ Pyramid Post Cap	532944	532940	10022K	0.20	
5" SQ Internal Post Cap	521824	521820	10023K	0.50	

6' High Panel*	10329W	10329T	10329K	50.89	
5" SQ x 108" Line Post	10330W	10330T	10330K	15.02	
5" SQ x 108" End Post	10332W	10332T	10332K	15.02	
5" SQ x 108" Corner Post	10331W	10331T	10331K	15.02	
5" SQ x 108" Blank Post	10272W	10272T	073Y00	15.18	
46" Wide Gate	10333W	10333T	10333K	47.87	
58" Wide Gate	10334W	10334T	10334K	54.06	
5" SQ Pyramid Post Cap	532944	532940	10022K	0.20	
5" SQ Internal Post Cap	521824	521820	10023K	0.50	



Kitted panels include all pickets, rails and u-channels
 No rail stiffeners needed
 All posts are .135 wall

* Denotes National Pool Code Compliant configuration
 Gates must not use cross brace when installed around a pool

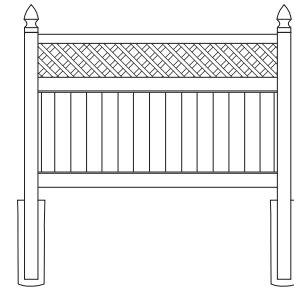
All gates are Single Swing. For a Double Swing gate, order 2.
 All gates include self-closing hinges

US Availability: East, Mid-Atlantic, and Midwest


Lattice Top Privacy • 8' Wide • Friction Fit Rails

Lattice Top Privacy / 2" x 3-1/2" Top Rail • 1-3/4" x 7" Mid and Bottom Rail

DESCRIPTION	PART NO. WHITE	PART NO. TAN	PART NO. KHAKI	WEIGHT EA.	NOTES
4' High Panel*	10476W	10476T	N/A	40.94	
5" SQ x 84" Line Post	10477W	10477T	N/A	11.81	
5" SQ x 84" End Post	10479W	10479T	N/A	11.81	
5" SQ x 84" Corner Post	10478W	10478T	N/A	11.81	
5" SQ x 84" Blank Post	10270W	10270T	10270K	11.81	
46" Wide Gate	10480W	10480T	N/A	35.90	
58" Wide Gate	10481W	10481T	N/A	40.59	
5" SQ Pyramid Post Cap	532944	532940	10022K	0.20	
5" SQ Internal Post Cap	521824	521820	10023K	0.50	



5' High Panel*	10470W	10470T	N/A	47.72	
5" SQ x 96" Line Post	10471W	10471T	N/A	13.49	
5" SQ x 96" End Post	10473W	10473T	N/A	13.49	
5" SQ x 96" Corner Post	10472W	10472T	N/A	13.49	
5" SQ x 96" Blank Post	10059W	10271T	10059K	13.49	
46" Wide Gate	10474W	10474T	N/A	43.20	
58" Wide Gate	10475W	10475T	N/A	46.20	
5" SQ Pyramid Post Cap	532944	532940	10022K	0.20	
5" SQ Internal Post Cap	521824	521820	10023K	0.50	



6' High Panel*	10035W	10035T	10035K	61.09	
5" SQ x 108" Line Post	10036W	10036T	10036K	15.02	
5" SQ x 108" End Post	10038W	10038T	10038K	15.02	
5" SQ x 108" Corner Post	10037W	10037T	10037K	15.02	
5" SQ x 108" Blank Post	10272W	10272T	073Y00	15.18	
46" Wide Gate	10039W	10039T	10039K	46.73	
58" Wide Gate	10040W	10040T	10040K	53.12	
5" SQ Pyramid Post Cap	532944	532940	10022K	0.20	
5" SQ Internal Post Cap	521824	521820	10023K	0.50	

Kitted panels include all pickets, rails and u-channels
 No rail stiffeners needed
 All posts are .135 wall

* Denotes National Pool Code Compliant configuration
 Gates must not use cross brace when installed around a pool

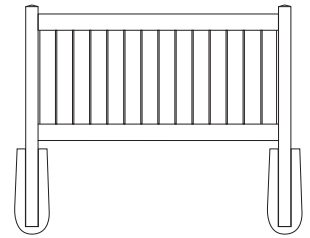
All gates are Single Swing. For a Double Swing gate, order 2.
 All gates include self-closing hinges

N/A means the item is not available from manufacturer.
 "—" means the item is available. Please contact your Master Halco branch.

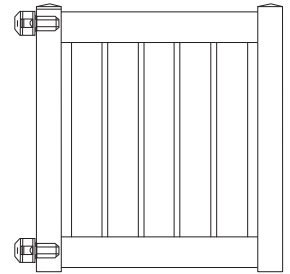
US Availability: East, Mid-Atlantic, and Midwest

6" Semi-Privacy / 2" x 6" Top and Bottom Rails • 2" x 3-1/2" Mid Rail

DESCRIPTION	PART NO. WHITE	PART NO. TAN	PART NO. KHAKI	WEIGHT EA.	NOTES
4' High Panel*	10178W	10178T	10178K	47.17	
5" SQ x 84" Line Post	10179W	10179T	10179K	11.48	
5" SQ x 84" End Post	10181W	10181T	10181K	11.48	
5" SQ x 84" Corner Post	10180W	10180T	10180K	11.48	
5" SQ x 84" Blank Post	10270W	10270T	10270K	11.81	
46" Wide Gate	10182W	10182T	10182K	29.94	
58" Wide Gate	10183W	10183T	10183K	33.78	
5" SQ Pyramid Post Cap	532944	532940	10022K	0.20	
5" SQ Internal Post Cap	521824	521820	10023K	0.50	



5' High Panel*	10172W	10172T	10172K	52.57	
5" SQ x 96" Line Post	10173W	10173T	10173K	13.35	
5" SQ x 96" End Post	10175W	10175T	10175K	13.35	
5" SQ x 96" Corner Post	10174W	10174T	10174K	13.35	
5" SQ x 96" Blank Post	10059W	10271T	10059K	13.49	
46" Wide Gate	10176W	10176T	10176K	33.48	
58" Wide Gate	10177W	10177T	10177K	39.20	
5" SQ Pyramid Post Cap	532944	532940	10022K	0.20	
5" SQ Internal Post Cap	521824	521820	10023K	0.50	



6' High Panel*	10166W	10166T	10166K	52.97	
5" SQ x 108" Line Post	10167W	10167T	10167K	15.02	
5" SQ x 108" End Post	10169W	10169T	10169K	15.02	
5" SQ x 108" Corner Post	10168W	10168T	10168K	15.02	
5" SQ x 108" Blank Post	10272W	10272T	073Y00	15.18	
46" Wide Gate	10170W	10170T	10170K	39.80	
58" Wide Gate	10171W	10171T	10171K	46.86	
5" SQ Pyramid Post Cap	532944	532940	10022K	0.20	
5" SQ Internal Post Cap	521824	521820	10023K	0.50	

Kitted panels include all pickets, rails
 Mid Rail only needed for 6' H
 Bottom rail stiffeners included
 Picket spacing: 0.4667" between pickets
 All posts are .135 wall

* Denotes National Pool Code Compliant configuration
 Gates must not use cross brace when installed around a pool

All gates are Single Swing. For a Double Swing gate, order 2.
 All gates include self-closing hinges

US Availability: East, Mid-Atlantic, and Midwest

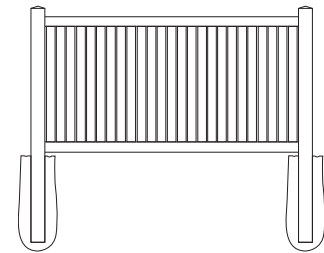
Legend[®] - Vinyl Fencing - LGB Series



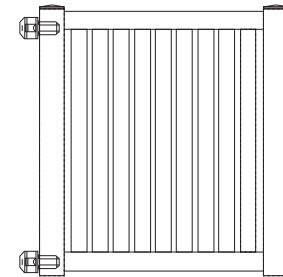
Semi-Privacy • 8' Wide • 7/8" x 3" Pickets

3" Semi-Privacy / 2" x 3-1/2" all rails

DESCRIPTION	PART NO. WHITE	PART NO. TAN	PART NO. KHAKI	WEIGHT EA.	NOTES
4' High Panel*	10196W	10196T	10196K	41.73	
5" SQ x 84" Line Post	10197W	10197T	10197K	11.68	
5" SQ x 84" End Post	10199W	10199T	10199K	11.68	
5" SQ x 84" Corner Post	10198W	10198T	10198K	11.68	
5" SQ x 84" Blank Post	10270W	10270T	10270K	11.81	
46" Wide Gate	10200W	10200T	10200K	28.71	
58" Wide Gate	10201W	10201T	10201K	34.11	
5" SQ Pyramid Post Cap	532944	532940	10022K	0.20	
5" SQ Internal Post Cap	521824	521820	10023K	0.50	



5' High Panel*	10190W	10190T	10190K	47.33	
5" SQ x 96" Line Post	10191W	10191T	10191K	13.35	
5" SQ x 96" End Post	10193W	10193T	10193K	13.35	
5" SQ x 96" Corner Post	10192W	10192T	10192K	13.35	
5" SQ x 96" Blank Post	10059W	10271T	10059K	13.49	
46" Wide Gate	10194W	10194T	10194K	33.50	
58" Wide Gate	10195W	10195T	10195K	40.00	
5" SQ Pyramid Post Cap	532944	532940	10022K	0.20	
5" SQ Internal Post Cap	521824	521820	10023K	0.50	



6' High Panel*	10184W	10184T	10184K	47.93	
5" SQ x 108" Line Post	10185W	10185T	10185K	15.02	
5" SQ x 108" End Post	10187W	10187T	10187K	15.02	
5" SQ x 108" Corner Post	10186W	10186T	10186K	15.02	
5" SQ x 108" Blank Post	10272W	10272T	073Y00	15.18	
46" Wide Gate	10188W	10188T	10188K	40.13	
58" Wide Gate	10189W	10189T	10189K	48.21	
5" SQ Pyramid Post Cap	532944	532940	10022K	0.20	
5" SQ Internal Post Cap	521824	521820	10023K	0.50	

Kitted panels include all pickets and rails
 Mid Rail only needed for 6' H
 Bottom rail stiffeners included
 Picket spacing: 0.615" between pickets
 All posts are .135 wall

* Denotes National Pool Code Compliant configuration
 Gates must not use cross brace when installed around a pool

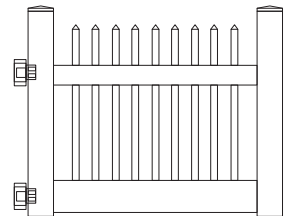
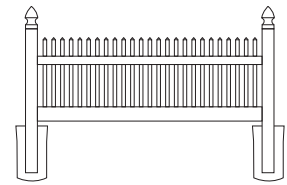
All gates are Single Swing. For a Double Swing gate, order 2.
 All gates include self-closing hinges

US Availability: East, Mid-Atlantic, and Midwest

PVC-10

Straight Picket / 2" x 3-1/2" Top Rail • 2" x 6" Bottom Rail

DESCRIPTION	PART NO. WHITE	PART NO. TAN	PART NO. KHAKI	WEIGHT EA.	NOTES
3' High Panel	10359W	10184T	10184K	27.18	
5" SQ x 60" Line Post	10226W	10185T	10185K	8.20	
5" SQ x 60" End Post	10228W	10187T	10187K	8.20	
5" SQ x 60" Corner Post	10227W	10186T	10186K	8.20	
5" SQ x 60" Blank Post	10269W	10269T	—	8.20	
46" Wide Gate	10360W	10188T	10188K	19.94	
58" Wide Gate	10361W	10189T	10189K	23.41	
5" SQ Pyramid Post Cap	532944	532940	10022K	0.20	
5" SQ Internal Post Cap	521824	521820	10023K	0.50	
4' High Panel	10106W	10106T	10106K	36.75	
5" SQ x 84" Line Post	10107W	10107T	10107K	11.68	
5" SQ x 84" End Post	10109W	10109T	10109K	11.68	
5" SQ x 84" Corner Post	10108W	10108T	10108K	11.68	
5" SQ x 84" Blank Post	10270W	10270T	10270K	11.81	
46" Wide Gate	10110W	10110T	10110K	28.54	
58" Wide Gate	10111W	10111T	10111K	33.85	
5" SQ Pyramid Post Cap	532944	532940	10022K	0.20	
5" SQ Internal Post Cap	521824	521820	10023K	0.50	



Kitted panels include all pickets and rails
 3' H and 4' H: No rail stiffeners needed
 Picket spacing: 2-7/8" between pickets
 All posts are .135 wall

* Denotes National Pool Code Compliant configuration
 Gates must not use cross brace when installed around a pool

All gates are Single Swing. For a Double Swing gate, order 2.
 All gates include self-closing hinges

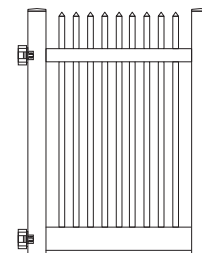
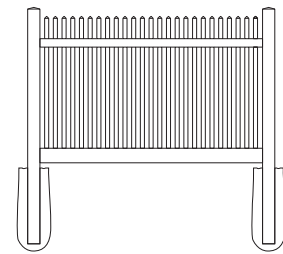
N/A means the item is not available from manufacturer.
 "—" means the item is available. Please contact your Master Halco branch.

US Availability: East, Mid-Atlantic, and Midwest

Classic Picket • 8' Wide • 1-1/2" Square Pickets

Straight Picket / 2" x 3-1/2" Top Rail • 2" x 6" Bottom Rail

DESCRIPTION	PART NO. WHITE	PART NO. TAN	PART NO. KHAKI	WEIGHT EA.	NOTES
5' High Panel	10208W	10208T	10208K	37.00	
5" SQ x 96" Line Post	10209W	10209T	10209K	13.35	
5" SQ x 96" End Post	10211W	10211T	10211K	13.35	
5" SQ x 96" Corner Post	10210W	10210T	10210K	13.35	
5" SQ x 96" Blank Post	10059W	10271T	10059K	13.49	
46" Wide Gate	10212W	10212T	—	28.41	
58" Wide Gate	10213W	10213T	—	33.58	
5" SQ Pyramid Post Cap	532944	532940	10022K	0.20	
5" SQ Internal Post Cap	521824	521820	10023K	0.50	
6' High Panel*	10202W	10202T	10202K	41.40	
5" SQ x 108" Line Post	10203W	10203T	10203K	15.02	
5" SQ x 108" End Post	10205W	10205T	10205K	15.02	
5" SQ x 108" Corner Post	10204W	10204T	10204K	15.02	
5" SQ x 108" Blank Post	10272W	10272T	073Y00	15.18	
46" Wide Gate	10206W	10206T	—	32.50	
58" Wide Gate	10207W	10207T	—	38.45	
5" SQ Pyramid Post Cap	532944	532940	10022K	0.20	
5" SQ Internal Post Cap	521824	521820	10023K	0.50	



Kitted panels include all pickets and rails
 5' H and 6' H: Rail stiffeners included
 Picket spacing: 2-7/8" between pickets
 All posts are .135 wall

* Denotes National Pool Code Compliant configuration
 Gates must not use cross brace when installed around a pool

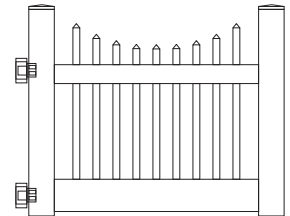
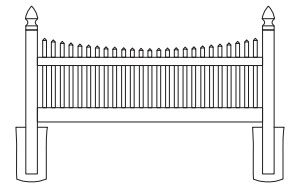
All gates are Single Swing. For a Double Swing gate, order 2.
 All gates include self-closing hinges

N/A means the item is not available from manufacturer.
 "—" means the item is available. Please contact your Master Halco branch.

US Availability: East, Mid-Atlantic, and Midwest

Scallop Picket / 2" x 3-1/2" Top Rail • 2" x 6" Bottom Rail

DESCRIPTION	PART NO. WHITE	PART NO. TAN	PART NO. KHAKI	WEIGHT EA.	NOTES
3' High Panel	10362W	10362T	10362K	27.18	
5" SQ x 60" Line Post	10226W	10226T	10226K	8.20	
5" SQ x 60" End Post	10228W	10228T	10228K	8.20	
5" SQ x 60" Corner Post	10227W	10227T	10227K	8.20	
5" SQ x 60" Blank Post	10269W	10269T	—	8.20	
46" Wide Gate	10363W	10363T	—	19.94	
58" Wide Gate	10364W	10364T	—	22.89	
5" SQ Pyramid Post Cap	532944	532940	10022K	0.20	
5" SQ Internal Post Cap	521824	521820	10023K	0.50	
4' High Panel	10112W	10112T	10112K	36.75	
5" SQ x 84" Line Post	10107W	10107T	10107K	11.68	
5" SQ x 84" End Post	10109W	10109T	10109K	11.68	
5" SQ x 84" Corner Post	10108W	10108T	10108K	11.68	
5" SQ x 84" Blank Post	10270W	10270T	10270K	11.81	
46" Wide Gate	10113W	10113T	—	28.89	
58" Wide Gate	10114W	10114T	—	33.47	
5" SQ Pyramid Post Cap	532944	532940	10022K	0.20	
5" SQ Internal Post Cap	521824	521820	10023K	0.50	



Kitted panels include all pickets and rails
 3' H and 4' H: No rail stiffeners needed
 Picket spacing: 2-7/8" between pickets
 All posts are .135 wall

* Denotes National Pool Code Compliant configuration
 Gates must not use cross brace when installed around a pool

All gates are Single Swing. For a Double Swing gate, order 2.
 All gates include self-closing hinges

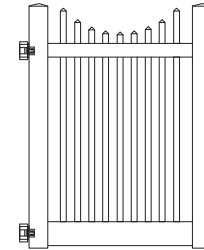
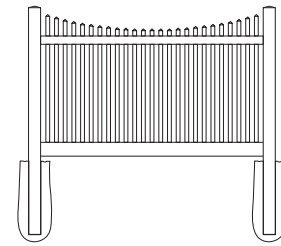
N/A means the item is not available from manufacturer.
 "—" means the item is available. Please contact your Master Halco branch.

US Availability: East, Mid-Atlantic, and Midwest

Classic Picket • 8' Wide • 1-1/2" Square Pickets

Scallop Picket / 2" x 3-1/2" Top Rail • 2" x 6" Bottom Rail

DESCRIPTION	PART NO. WHITE	PART NO. TAN	PART NO. KHAKI	WEIGHT EA.	NOTES
5' High Panel	10217W	10217T	10217K	35.58	
5" SQ x 96" Line Post	10209W	10209T	10209K	13.35	
5" SQ x 96" End Post	10211W	10211T	10211K	13.35	
5" SQ x 96" Corner Post	10210W	10210T	10210K	13.35	
5" SQ x 96" Blank Post	10059W	10271T	10059K	13.49	
46" Wide Gate	10218W	10218T	—	27.88	
58" Wide Gate	10219W	10219T	—	32.80	
5" SQ Pyramid Post Cap	532944	532940	10022K	0.20	
5" SQ Internal Post Cap	521824	521820	10023K	0.50	
6' High Panel*	10214W	10214T	10214K	39.98	
5" SQ x 108" Line Post	10203W	10203T	10203K	15.02	
5" SQ x 108" End Post	10205W	10205T	10205K	15.02	
5" SQ x 108" Corner Post	10204W	10204T	10204K	15.02	
5" SQ x 108" Blank Post	10272W	10272T	073Y00	15.18	
46" Wide Gate	10215W	10215T	—	31.96	
58" Wide Gate	10216W	10216T	—	37.68	
5" SQ Pyramid Post Cap	532944	532940	10022K	0.20	
5" SQ Internal Post Cap	521824	521820	10023K	0.50	



Kitted panels include all pickets and rails
 5' H and 6' H: Rail stiffeners included
 Picket spacing: 2-7/8" between pickets
 All posts are .135 wall

* Denotes National Pool Code Compliant configuration
 Gates must not use cross brace when installed around a pool


All gates are Single Swing. For a Double Swing gate, order 2.
 All gates include self-closing hinges

N/A means the item is not available from manufacturer.
 "—" means the item is available. Please contact your Master Halco branch.


US Availability: East, Mid-Atlantic, and Midwest

Dog Ear Straight Picket / 2" x 3-1/2" Top Rail • 2" x 6" Bottom Rail

DESCRIPTION	PART NO. WHITE	PART NO. TAN	PART NO. KHAKI	WEIGHT EA.	NOTES
3' High Panel	10225W	10225T	10225K	26.21	
5" SQ x 60" Line Post	10226W	10226T	10226K	8.20	
5" SQ x 60" End Post	10228W	10228T	10228K	8.20	
5" SQ x 60" Corner Post	10227W	10227T	10227K	8.20	
5" SQ x 60" Blank Post	10269W	10269T	—	8.20	
46" Wide Gate	10229W	10229T	—	21.75	
58" Wide Gate	10230W	10230T	—	25.03	
5" SQ Pyramid Post Cap	532944	532940	10022K	0.20	
5" SQ Internal Post Cap	521824	521820	10023K	0.50	



4' High Panel	10115W	10115T	10115K	32.61	
5" SQ x 84" Line Post	10107W	10107T	10107K	11.48	
5" SQ x 84" End Post	10109W	10109T	10109K	11.48	
5" SQ x 84" Corner Post	10108W	10108T	10108K	11.48	
5" SQ x 84" Blank Post	10270W	10270T	10270K	11.48	
46" Wide Gate	10223W	10223T	—	27.61	
58" Wide Gate	10224W	10224T	—	31.29	
5" SQ Pyramid Post Cap	532944	532940	10022K	0.20	
5" SQ Internal Post Cap	521824	521820	10023K	0.50	



5' High Panel*	10220W	10220T	10220K	39.05	
5" SQ x 96" Line Post	10209W	10209T	10209K	13.12	
5" SQ x 96" End Post	10211W	10211T	10211K	13.12	
5" SQ x 96" Corner Post	10210W	10210T	10210K	13.12	
5" SQ x 96" Blank Post	10059W	10271T	10059K	13.12	
46" Wide Gate	10221W	10221T	—	30.14	
58" Wide Gate	10222W	10222T	—	34.22	
5" SQ Pyramid Post Cap	532944	532940	10022K	0.20	
5" SQ Internal Post Cap	521824	521820	10023K	0.50	

Kitted panels include all pickets and rails
 3' H and 4' H: No rail stiffeners needed
 5' H: Rail stiffeners included
 Picket spacing: 2-7/8" between pickets
 All posts are .135 wall

* Denotes National Pool Code Compliant configuration
 Gates must not use cross brace when installed around a pool

All gates are Single Swing. For a Double Swing gate, order 2.
 All gates include self-closing hinges

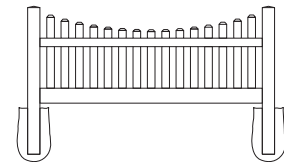
N/A means the item is not available from manufacturer.
 "—" means the item is available. Please contact your Master Halco branch.

US Availability: East, Mid-Atlantic, and Midwest

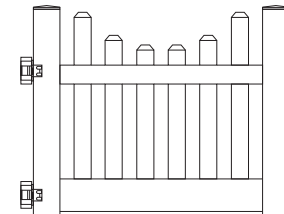
Contemporary Picket • 8' Wide • 7/8" x 3" Pickets

Dog Ear Scallop Picket / 2" x 3-1/2" Top Rail • 2" x 6" Bottom Rail

DESCRIPTION	PART NO. WHITE	PART NO. TAN	PART NO. KHAKI	WEIGHT EA.	NOTES
3' High Panel	10236W	10236T	10236K	26.21	
5" SQ x 60" Line Post	10226W	10226T	10226K	8.20	
5" SQ x 60" End Post	10228W	10228T	10228K	8.20	
5" SQ x 60" Corner Post	10227W	10227T	10227K	8.20	
5" SQ x 60" Blank Post	10269W	10269T	—	8.20	
46" Wide Gate	10237W	10237T	—	19.48	
58" Wide Gate	10238W	10238T	—	22.97	
5" SQ Pyramid Post Cap	532944	532940	10022K	0.20	
5" SQ Internal Post Cap	521824	521820	10023K	0.50	



4' High Panel	10116W	10116T	10116K	34.01	
5" SQ x 84" Line Post	10107W	10107T	10107K	11.68	
5" SQ x 84" End Post	10109W	10109T	10109K	11.68	
5" SQ x 84" Corner Post	10108W	10108T	10108K	11.68	
5" SQ x 84" Blank Post	10270W	10270T	10270K	11.81	
46" Wide Gate	10234W	10234T	—	28.05	
58" Wide Gate	10235W	10235T	—	32.81	
5" SQ Pyramid Post Cap	532944	532940	10022K	0.20	
5" SQ Internal Post Cap	521824	521820	10023K	0.50	



5' High Panel*	10231W	10231T	10231K	32.61	
5" SQ x 96" Line Post	10209W	10209T	10209K	13.35	
5" SQ x 96" End Post	10211W	10211T	10211K	13.35	
5" SQ x 96" Corner Post	10210W	10210T	10210K	13.35	
5" SQ x 96" Blank Post	10059W	10271T	10059K	13.49	
46" Wide Gate	10232W	10232T	—	28.15	
58" Wide Gate	10233W	10233T	—	31.46	
5" SQ Pyramid Post Cap	532944	532940	10022K	0.20	
5" SQ Internal Post Cap	521824	521820	10023K	0.50	

Kitted panels include all pickets and rails
 3' H and 4' H: No rail stiffeners needed
 5' H: Rail stiffeners included
 Picket spacing: 2-7/8" between pickets
 All posts are .135 wall

* Denotes National Pool Code Compliant configuration
 Gates must not use cross brace when installed around a pool

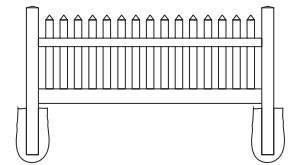
All gates are Single Swing. For a Double Swing gate, order 2.
 All gates include self-closing hinges

N/A means the item is not available from manufacturer.
 "—" means the item is available. Please contact your Master Halco branch.

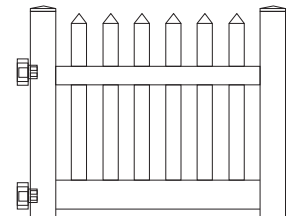
US Availability: East, Mid-Atlantic, and Midwest

Spade Straight Picket / 2" x 3-1/2" Top Rail • 2" x 6" Bottom Rail

DESCRIPTION	PART NO. WHITE	PART NO. TAN	PART NO. KHAKI	WEIGHT EA.	NOTES
3' High Panel	10245W	10245T	10245K	26.21	
5" SQ x 60" Line Post	10226W	10226T	10226K	8.20	
5" SQ x 60" End Post	10228W	10228T	10228K	8.20	
5" SQ x 60" Corner Post	10227W	10227T	10227K	8.20	
5" SQ x 60" Blank Post	10269W	10269T	—	8.20	
46" Wide Gate	10246W	10246T	10246K	19.88	
58" Wide Gate	10247W	10247T	10247K	22.89	
5" SQ Pyramid Post Cap	532944	532940	10022K	0.20	
5" SQ Internal Post Cap	521824	521820	10023K	0.50	



4' High Panel	10242W	10242T	10242K	34.73	
5" SQ x 84" Line Post	10107W	10107T	10107K	11.68	
5" SQ x 84" End Post	10109W	10109T	10109K	11.68	
5" SQ x 84" Corner Post	10108W	10108T	10108K	11.68	
5" SQ x 84" Blank Post	10270W	10270T	10270K	11.81	
46" Wide Gate	10243W	10243T	10243K	33.52	
58" Wide Gate	10244W	10244T	10244K	37.20	
5" SQ Pyramid Post Cap	532944	532940	10022K	0.20	
5" SQ Internal Post Cap	521824	521820	10023K	0.50	



5' High Panel*	10239W	10239T	10239K	32.61	
5" SQ x 96" Line Post	10209W	10209T	10209K	13.35	
5" SQ x 96" End Post	10211W	10211T	10211K	13.35	
5" SQ x 96" Corner Post	10210W	10210T	10210K	13.35	
5" SQ x 96" Blank Post	10059W	10271T	10059K	13.49	
46" Wide Gate	10240W	10240T	10240K	27.89	
58" Wide Gate	10241W	10241T	10241K	32.02	
5" SQ Pyramid Post Cap	532944	532940	10022K	0.20	
5" SQ Internal Post Cap	521824	521820	10023K	0.50	

Kitted panels include all pickets and rails
 3' H and 4' H: No rail stiffeners needed
 5' H: Rail stiffeners included
 Picket spacing: 2-7/8" between pickets
 All posts are .135 wall

* Denotes National Pool Code Compliant configuration
 Gates must not use cross brace when installed around a pool

All gates are Single Swing. For a Double Swing gate, order 2.
 All gates include self-closing hinges

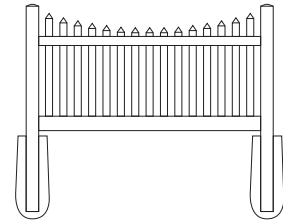
N/A means the item is not available from manufacturer.
 "—" means the item is available. Please contact your Master Halco branch.

US Availability: East, Mid-Atlantic, and Midwest

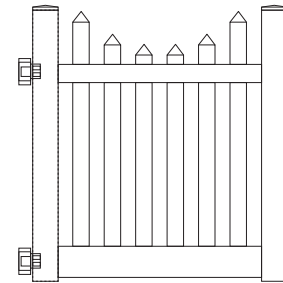
Contemporary Picket • 8' Wide • 7/8" x 3" Pickets

Spade Scallop Picket / 2" x 3-1/2" Top Rail • 2" x 6" Bottom Rail

DESCRIPTION	PART NO. WHITE	PART NO. TAN	PART NO. KHAKI	WEIGHT EA.	NOTES
3' High Panel	10254W	10254T	10254K	26.21	
5" SQ x 60" Line Post	10226W	10226T	10226K	8.20	
5" SQ x 60" End Post	10228W	10228T	10228K	8.20	
5" SQ x 60" Corner Post	10227W	10227T	10227K	8.20	
5" SQ x 60" Blank Post	10269W	10269T	—	8.20	
46" Wide Gate	10255W	10255T	10255K	19.42	
58" Wide Gate	10256W	10256T	10256K	22.24	
5" SQ Pyramid Post Cap	532944	532940	10022K	0.20	
5" SQ Internal Post Cap	521824	521820	10023K	0.50	



4' High Panel	10251W	10251T	10251K	25.35	
5" SQ x 84" Line Post	10107W	10107T	10107K	11.68	
5" SQ x 84" End Post	10109W	10109T	10109K	11.68	
5" SQ x 84" Corner Post	10108W	10108T	10108K	11.68	
5" SQ x 84" Blank Post	10270W	10270T	10270K	11.81	
46" Wide Gate	10252W	10252T	10252K	23.42	
58" Wide Gate	10253W	10253T	10253K	26.81	
5" SQ Pyramid Post Cap	532944	532940	10022K	0.20	
5" SQ Internal Post Cap	521824	521820	10023K	0.50	



5' High Panel*	10248W	10248T	10248K	32.61	
5" SQ x 96" Line Post	10209W	10209T	10209K	13.35	
5" SQ x 96" End Post	10211W	10211T	10211K	13.35	
5" SQ x 96" Corner Post	10210W	10210T	10210K	13.35	
5" SQ x 96" Blank Post	10059W	10271T	10059K	13.49	
46" Wide Gate	10249W	10249T	10249K	27.42	
58" Wide Gate	10250W	10250T	10250K	31.37	
5" SQ Pyramid Post Cap	532944	532940	10022K	0.20	
5" SQ Internal Post Cap	521824	521820	10023K	0.50	

Kitted panels include all pickets and rails
 3' H and 4' H: No rail stiffeners needed
 5' H: Rail stiffeners included
 Picket spacing: 2-7/8" between pickets
 All posts are .135 wall

* Denotes National Pool Code Compliant configuration
 Gates must not use cross brace when installed around a pool

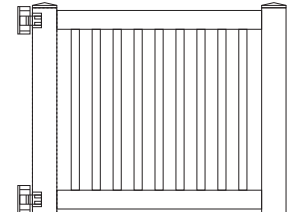
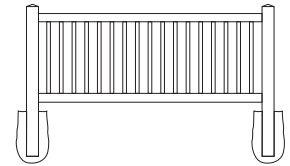
All gates are Single Swing. For a Double Swing gate, order 2.
 All gates include self-closing hinges

N/A means the item is not available from manufacturer.
 "—" means the item is available. Please contact your Master Halco branch.

US Availability: East, Mid-Atlantic, and Midwest

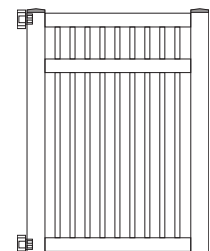
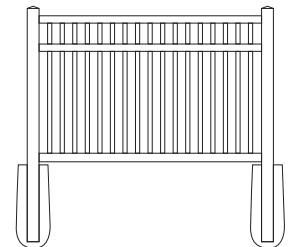
Closed Picket - 2 Rail / 2" x 3-1/2" all rails

DESCRIPTION	PART NO. WHITE	PART NO. TAN	PART NO. KHAKI	WEIGHT EA.	NOTES
3' High Panel	10365W	10365T	10365K	22.88	
5" SQ x 60" Line Post	10366W	10366T	10366K	8.20	
5" SQ x 60" End Post	10368W	10368T	10368K	8.20	
5" SQ x 60" Corner Post	10367W	10367T	10367K	8.20	
5" SQ x 60" Blank Post	10269W	10269T	—	8.20	
46" Wide Gate	10369W	10369T	10369K	18.22	
58" Wide Gate	10370W	10370T	10370K	21.07	
5" SQ Pyramid Post Cap	532944	532940	10022K	0.20	
5" SQ Internal Post Cap	521824	521820	10023K	0.50	
4' High Panel*	10263W	10263T	10263K	19.41	
5" SQ x 84" Line Post	10197W	10197T	10197K	11.68	
5" SQ x 84" End Post	10199W	10199T	10199K	11.68	
5" SQ x 84" Corner Post	10198W	10198T	10198K	11.68	
5" SQ x 84" Blank Post	10270W	10270T	10270K	11.81	
46" Wide Gate	10264W	10264T	10264K	21.97	
58" Wide Gate	10265W	10265T	10265K	25.46	
5" SQ Pyramid Post Cap	532944	532940	10022K	0.20	
5" SQ Internal Post Cap	521824	521820	10023K	0.50	



Closed Picket - 3 Rail / 2" x 3-1/2" all rails

DESCRIPTION	PART NO. WHITE	PART NO. TAN	PART NO. KHAKI	WEIGHT EA.	NOTES
5' High Panel*	10257W	10257T	10257K	26.538	
5" SQ x 96" Line Post	10260W	10260T	10260K	13.351	
5" SQ x 96" End Post	10259W	10259T	10259K	13.351	
5" SQ x 96" Corner Post	10258W	10258T	10258K	13.351	
5" SQ x 96" Blank Post	10059W	10271T	10059K	13.492	
46" Wide Gate	10261W	10261T	10261K	27.85	
58" Wide Gate	10262W	10262T	10262K	32.49	
5" SQ Pyramid Post Cap	532944	532940	10022K	0.20	
5" SQ Internal Post Cap	521824	521820	10023K	0.50	



Kitted panels include all pickets and rails
 Rail stiffeners included
 Picket spacing: 3-5/8" between pickets
 All posts are .135 wall

* Denotes National Pool Code Compliant configuration
 Gates must not use cross brace when installed around a pool
 All gates are Single Swing. For a Double Swing gate, order 2.
 All gates include self-closing hinges

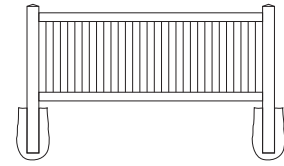
N/A means the item is not available from manufacturer.
 "—" means the item is available. Please contact your Master Halco branch.

US Availability: East, Mid-Atlantic, and Midwest

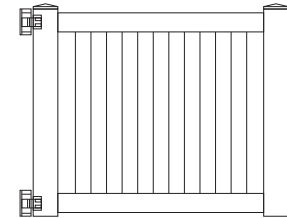
Closed Picket • 8' Wide • 7/8" x 3" Pickets

3" Closed Picket / 2" x 3-1/2" all rails

DESCRIPTION	PART NO. WHITE	PART NO. TAN	PART NO. KHAKI	WEIGHT EA.	NOTES
3' High Panel	10371W	10371T	10371K	25.95	
5" SQ x 60" Line Post	10366W	10366T	10366K	8.20	
5" SQ x 60" End Post	10368W	10368T	10368K	8.20	
5" SQ x 60" Corner Post	10367W	10367T	10367K	8.20	
5" SQ x 60" Blank Post	10269W	10269T	—	8.20	
46" Wide Gate	10372W	10372T	10372K	30.58	
58" Wide Gate	10373W	10373T	10373K	22.00	
5" SQ Pyramid Post Cap	532944	532940	10022K	0.20	
5" SQ Internal Post Cap	521824	521820	10023K	0.50	



4' High Panel*	10266W	10266T	10266K	27.32	
5" SQ x 84" Line Post	10197W	10197T	10197K	11.68	
5" SQ x 84" End Post	10199W	10199T	10199K	11.68	
5" SQ x 84" Corner Post	10198W	10198T	10198K	11.68	
5" SQ x 84" Blank Post	10270W	10270T	10270K	11.81	
46" Wide Gate	10267W	10267T	10267K	27.44	
58" Wide Gate	10268W	10268T	10268K	31.35	
5" SQ Pyramid Post Cap	532944	532940	10022K	0.20	
5" SQ Internal Post Cap	521824	521820	10023K	0.50	



Kitted panels include all pickets and rails
 Rail stiffeners included
 Picket spacing: 2-7/8" between pickets
 All posts are .135 wall

* Denotes National Pool Code Compliant configuration
 Gates must not use cross brace when installed around a pool

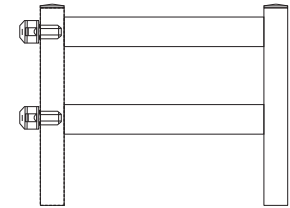

All gates are Single Swing. For a Double Swing gate, order 2.
 All gates include self-closing hinges

N/A means the item is not available from manufacturer.
 "—" means the item is available. Please contact your Master Halco branch.

US Availability: East, Mid-Atlantic, and Midwest

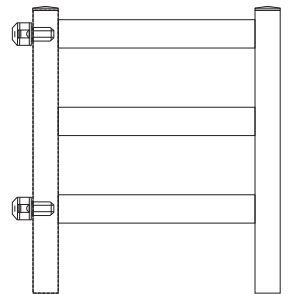
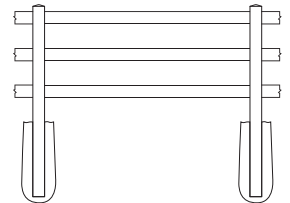
2 Rail / 10-1/2" rail spacing

DESCRIPTION	PART NO. WHITE	PART NO. TAN	PART NO. KHAKI	WEIGHT EA.	NOTES
16' Rail	10008W	10008T	10008K	12.58	
8' Rail	10007W	10007T	—	6.20	
5" SQ x 60" Line Post	10374W	10374T	—	9.33	
5" SQ x 60" End Post	10376W	10376T	—	9.33	
5" SQ x 60" Corner Post	10375W	10375T	—	9.33	
5" SQ x 60" Blank Post	10269W	10269T	—	8.20	
46" Wide Gate	10377W	10377T	—	17.18	
58" Wide Gate	10378W	10378T	—	18.46	
5" SQ Pyramid Post Cap	532944	532940	10022K	0.20	
5" SQ Internal Post Cap	521824	521820	10023K	0.50	





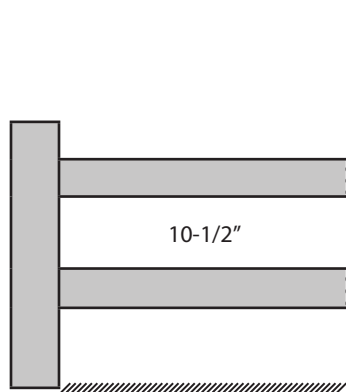
3 Rail / 10-1/2" rail spacing

DESCRIPTION	PART NO. WHITE	PART NO. TAN	PART NO. KHAKI	WEIGHT EA.	NOTES
16' Rail	10008W	10008T	10008K	12.58	
8' Rail	10007W	10007T	—	6.20	
5" SQ x 84" Line Post	10379W	10379T	—	11.52	
5" SQ x 84" End Post	10381W	10381T	—	11.52	
5" SQ x 84" Corner Post	10380W	10380T	—	11.52	
5" SQ x 84" Blank Post	10270W	10270T	10270K	11.81	
46" Wide Gate	10382W	10382T	—	22.60	
58" Wide Gate	10383W	10383T	—	24.53	
5" SQ Pyramid Post Cap	532944	532940	10022K	0.20	
5" SQ Internal Post Cap	521824	521820	10023K	0.50	



No rail stiffeners needed
All posts are .135 wall

All gates are Single Swing. For a Double Swing gate, order 2.
All gates include self-closing hinges
"—" means the item is available. Please contact your Master Halco branch.

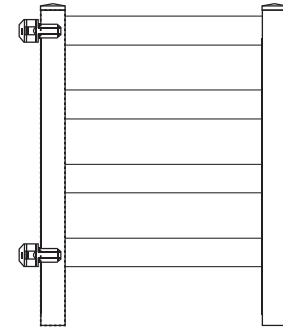
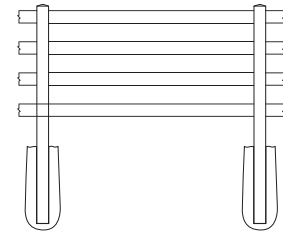


US Availability: East, Mid-Atlantic, and Midwest

Ranch Rail • 1-1/2" x 5-1/2" Rails

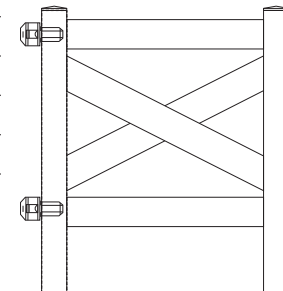
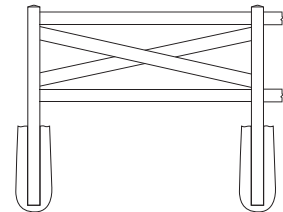
4 Rail / 6-1/2" rail spacing

DESCRIPTION	PART NO. WHITE	PART NO. TAN	PART NO. KHAKI	WEIGHT EA.	NOTES
16' Rail	10008W	10008T	10008K	12.58	
8' Rail	10007W	10007T	—	6.20	
5" SQ x 84" Line Post	10384W	10384T	—	13.17	
5" SQ x 84" End Post	10386W	10386T	—	13.17	
5" SQ x 84" Corner Post	10385W	10385T	—	13.17	
5" SQ x 84" Blank Post	10270W	10270T	10270K	11.81	
46" Wide Gate	10387W	10387T	—	26.18	
58" Wide Gate	10388W	10388T	—	28.75	
5" SQ Pyramid Post Cap	532944	532940	10022K	0.20	
5" SQ Internal Post Cap	521824	521820	10023K	0.50	



Crossbuck

DESCRIPTION	PART NO. WHITE	PART NO. TAN	PART NO. KHAKI	WEIGHT EA.	NOTES
16' Rail	10008W	10008T	10008K	12.58	
8' Rail	10007W	10007T	—	6.20	
5" SQ x 84" Line Post	10307W	10307T	—	12.50	
5" SQ x 84" End Post	10309W	10309T	—	12.50	
5" SQ x 84" Corner Post	10308W	10308T	—	12.50	
5" SQ x 84" Blank Post	10270W	10270T	10270K	11.81	
46" Wide Gate	10305W	10382T	—	22.99	
58" Wide Gate	10306W	10383T	—	25.01	
5" SQ Pyramid Post Cap	532944	532940	10022K	0.20	
5" SQ Internal Post Cap	521824	521820	10023K	0.50	



NOTE: Crossbuck post spacing is 94-3/4" on center.

No rail stiffeners needed
All posts are .135 wall

All gates are Single Swing. For a Double Swing gate, order 2.
All gates include self-closing hinges

N/A means the item is not available from manufacturer.
"—" means the item is available. Please contact your Master Halco branch.

US Availability: East, Mid-Atlantic, and Midwest

Blank Posts / 0.135 Wall

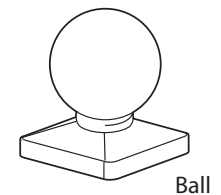
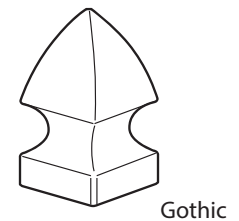
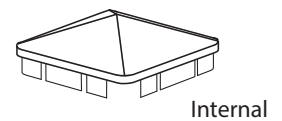
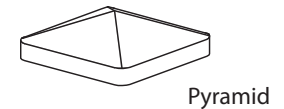
DESCRIPTION	PART NO. WHITE	PART NO. TAN	PART NO. KHAKI	WEIGHT EA.	NOTES
5"SQ x 60" Post	10269W	10269T	10269K	8.23	
5"SQ x 84" Post	10270W	10270T	10270K	11.52	
5"SQ x 96" Post	10271W	10271T	10271K	13.17	
5"SQ x 102" Post	355Y00	356Y00	10785K	12.50	
5"SQ x 108" Post	10272W	10272T	073Y00	14.76	

Blank Posts - Wood Grain / 0.135 Wall

DESCRIPTION	PART NO. GOLDEN OAK	PART NO. DRIFTWOOD GRAY	WEIGHT EA.	NOTES
5"SQ x 102" Post	N00177	—	13.80	
5"SQ x 108" Post	—	N00351	13.35	

5" Post Caps

DESCRIPTION	PART NO. WHITE	PART NO. TAN	PART NO. KHAKI	WEIGHT EA.	NOTES
Pyramid Post Cap	532944	532940	10022K	0.20	
Internal Post Cap	521824	521820	10023K	0.50	
French Gothic Post Cap	521784	521780	10024K	0.20	
New England Post Cap	520044	520040	10025K	0.78	
Contemporary Post Cap	10026W	10026T	10026K	0.62	
Ball Post Cap	521804	521800	10027K	0.50	
Coachman Post Cap	10028W	10028T	10028K	0.50	
Federation Post Cap	520043	10029T	10029K	1.30	
Solar Light Post Cap	10029L	N/A	N/A	0.89	



5" Post Caps - Wood Grain

DESCRIPTION	PART NO. GOLDEN OAK	PART NO. DRIFTWOOD GRAY	WEIGHT EA.	NOTES
Pyramid Post Cap	N00357	N00354	0.20	
Internal Post Cap	013003	N00355	0.50	
New England Post Cap	013006	N00356	0.82	
Contemporary Post Cap	013004	N/A	0.64	

N/A means the item is not available from manufacturer.

“—” means the item is available. Please contact your Master Halco branch.

US Availability: East, Mid-Atlantic, and Midwest

Gate Post Inserts / Aluminum

DESCRIPTION	PART NO.	WEIGHT EA.	NOTES
5"SQx58" Gate Post Insert	102770	16.00	
5"SQx82" Gate Post Insert	102780	22.00	
5"SQx94" Gate Post Insert	102790	25.00	
5"SQx106" Gate Post Insert	102800	29.00	

Hinges / Regular

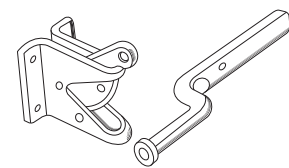
DESCRIPTION	PART NO. BLACK	PART NO. WHITE	PART NO. STAINLESS STEEL	WEIGHT EA.	NOTES
Butterfly Hinge	103740	012781	—	1.32	
Standard Wrap Hinge	012777	012778	012779	1.94	
Single Swing Gate Strap Hinge	012768	012769	—	0.66	
Double Swing Gate Strap Hinge	012729	012730	—	2.10	

Hinges / Heavy Duty

DESCRIPTION	PART NO. BLACK	PART NO. WHITE	WEIGHT EA.	NOTES
Butterfly Hinge	103741	012780	2.02	
Contemporary Hinge	103742	012770	4.63	
Contemporary Hinge - Stainless Steel	012771	012772	4.51	
Modern Gate Hinge	012773	012774	4.63	
Modern Gate Hinge - Stainless Steel	012775	012776	4.63	

Latches

DESCRIPTION	PART NO. BLACK	PART NO. WHITE	PART NO. STAINLESS STEEL	WEIGHT EA.	NOTES
Flip Latch	012789	—	012794	0.59	
Gravity Latch	012732	012733	012784	0.40	
Decorative Gravity Latch	012788	—	—	0.62	
Double Butterfly Latch	—	—	012787	1.47	
Slide Bar Latch	012795	—	012796	0.69	
Standard Y Latch	012799	—	—	4.54	
Gate Latch - Aluminum	012803	012804	—	0.90	
Heavy Duty Gate Latch	012800	012801	—	1.03	
Standard Post Latch	N00379	—	—	1.90	



Gravity Latch

N/A means the item is not available from manufacturer.

“—” means the item is available. Please contact your Master Halco branch.

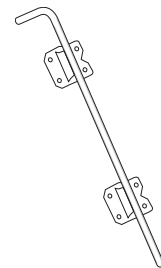
US Availability: East, Mid-Atlantic, and Midwest

Latches / Locking

DESCRIPTION	PART NO. BLACK	PART NO. WHITE	WEIGHT EA.	NOTES
Lock Gravity Latch - 1 side key access	012734	012785	0.59	
Lock Gravity Latch - 2 sides key access	012735	012786	0.91	
Compact Locking Pool Latch	012798	—	1.75	
Locking Pool Safety Latch	012797	—	2.08	

Drop Rod

DESCRIPTION	PART NO. BLACK	PART NO. WHITE	PART NO. STAINLESS STEEL	WEIGHT EA.	NOTES
24" Standard	012763	012764	—	2.20	
24" Heavy-Duty	100W00	012728	012765	3.00	
36" Heavy-Duty	012766	—	012767	3.86	



Gate Accessories

DESCRIPTION	PART NO. BLACK	PART NO. WHITE	WEIGHT EA.	NOTES
Gate Handle	012731	012805	0.30	
Gate Stop	103743	—	0.50	

Plug


DESCRIPTION	PART NO. WHITE	PART NO. TAN	PART NO. KHAKI	WEIGHT EA.	NOTES
Gate Bracket Hole Plug 5/8"	10033W	10033T	10033K	2.00	

N/A means the item is not available from manufacturer.
 "—" means the item is available. Please contact your Master Halco branch.

US Availability: East, Mid-Atlantic, and Midwest

NOTES

US Availability: East, Mid-Atlantic, and Midwest

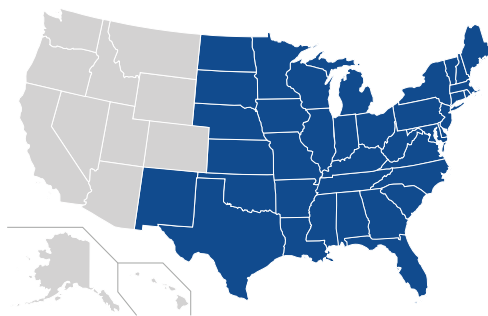


Most popular fence styles; Most popular colors

Product Features

- Full product offering - Privacy, Picket, and Pool Code Compliant
- 10 most popular styles
- Available in most popular colors - White, Tan, Khaki
- Fully kitted program
- Protection Plus Packaging - Protects product during transportation
- Gates for every style
- Full line of accessories available
- Made in USA
- Limited Lifetime Transferable Warranty


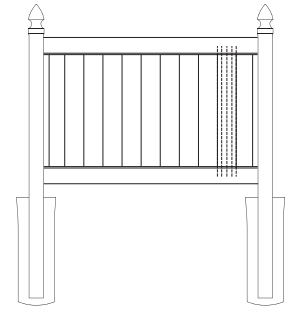
US Availability: East, Mid-Atlantic, Midwest



Solid Privacy • 6' Wide • Pocket Rail

Solid Privacy / 1-3/4" x 5-1/2" Top and Bottom Rails

DESCRIPTION	PART NO. WHITE	PART NO. TAN	PART NO. KHAKI	WEIGHT EA.	NOTES
4' H Panel*	10134W	10134T	—	38.18	
5" SQ x 84" Line Post	10136W	10136T	10136K	12.30	
5" SQ x 84" End Post	10138W	10138T	10138K	13.99	
5" SQ x 84" Corner Post	10137W	10137T	10137K	13.99	
5" SQ x 84" Blank Post	10270W	10270T	10270K	11.81	
46" Wide Gate	10524W	10524T	—	30.99	
58" Wide Gate	10525W	10525T	—	34.58	
5" SQ Pyramid Post Cap	532944	532940	10022K	0.20	
5" SQ Internal Post Cap	521824	521820	10023K	0.50	
5' H Panel*	10127W	10127T	—	38.18	
5" SQ x 96" Line Post	10129W	10129T	10129K	12.30	
5" SQ x 96" End Post	10131W	10131T	10131K	13.99	
5" SQ x 96" Corner Post	10130W	10130T	10130K	13.99	
5" SQ x 96" Blank Post	10059W	10271T	10059K	13.49	
46" Wide Gate	10522W	10522T	—	35.36	
58" Wide Gate	10523W	10523T	—	40.11	
5" SQ Pyramid Post Cap	532944	532940	10022K	0.20	
5" SQ Internal Post Cap	521824	521820	10023K	0.50	
6' H Panel*	10041W	10041T	10041K	38.18	
5" SQ x 102" Line Post	10042W	10042T	10042K	12.30	
5" SQ x 102" End Post	10044W	10044T	10044K	13.99	
5" SQ x 102" Corner Post	10043W	10043T	10043K	13.99	
5" SQ x 102" Blank Post	10785W	10785T	10785K	13.49	
46" Wide Gate	811Y00	10520T	10045K	39.47	
58" Wide Gate	812Y00	10521T	10046K	45.40	
5" SQ Pyramid Post Cap	532944	532940	10022K	0.20	
5" SQ Internal Post Cap	521824	521820	10023K	0.50	



Kitted panels include all pickets, rails, and u-channels
 No rail stiffener needed
 All posts .135" wall

* Denotes National Pool Code Compliant configuration
 Gates must not use cross brace when installed around a pool

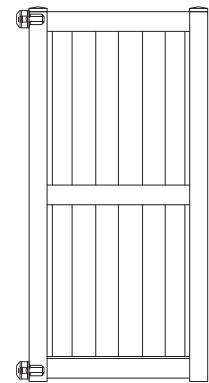
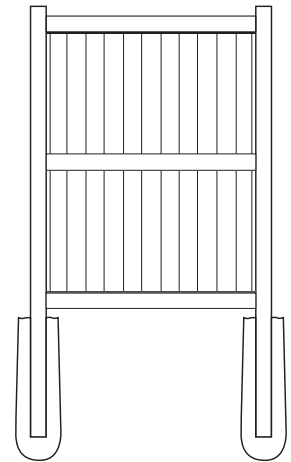
All gates are Single Swing. For a Double Swing gate, order 2.
 All gates include self-closing hinges

N/A means the item is not available.
 "—" means the item is available. Please contact your Master Halco branch.

US Availability: South and Southeast.

Solid Privacy / 1-3/4" x 5-1/2" Top and Bottom Rails

DESCRIPTION	PART NO. WHITE	PART NO. TAN	PART NO. KHAKI	WEIGHT EA.	NOTES
8' H Panel*	10400W	10400T	N/A	50.89	
5" SQ x 144" Line Post	10401W	10401T	N/A	22.70	
5" SQ x 144" End Post	10403W	10403T	N/A	22.70	
5" SQ x 144" Corner Post	10402W	10402T	N/A	22.70	
5" SQ x 144" Blank Post	10819W	10819T	N/A	23.91	
46" Wide Gate	10404W	10404T	N/A	53.42	
58" Wide Gate	10405W	10405T	N/A	60.59	
5" SQ Pyramid Post Cap	532944	532940	10022K	0.20	
5" SQ Internal Post Cap	521824	521820	10023K	0.50	



Kitted panels include all pickets, rails, and u-channels
 No rail stiffener needed
 All posts .160" wall

* Denotes National Pool Code Compliant configuration
 Gates must not use cross brace when installed around a pool

All gates are Single Swing. For a Double Swing gate, order 2.
 All gates include self-closing hinges

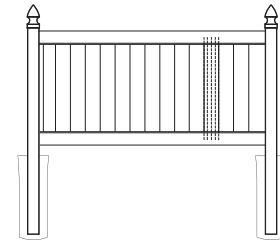
N/A means the item is not available.
 "—" means the item is available. Please contact your Master Halco branch.

US Availability: South and Southeast.


Solid Privacy • 8' Wide • Pocket Rail

Solid Privacy / 1-3/4" x 5-1/2" Top and Bottom Rails

DESCRIPTION	PART NO. WHITE	PART NO. TAN	PART NO. KHAKI	WEIGHT EA.	NOTES
4' H Panel*	10135W	10135T	10135K	34.84	
5" SQ x 84" Line Post	10136W	10136T	10136K	11.68	
5" SQ x 84" End Post	10138W	10138T	10138K	11.68	
5" SQ x 84" Corner Post	10137W	10137T	10137K	11.68	
5" SQ x 84" Blank Post	10270W	10270T	10270K	11.81	
46" Wide Gate	10524W	10139T	10139K	30.99	
58" Wide Gate	10525W	10140T	10140K	34.58	
5" SQ Pyramid Post Cap	532944	532940	10022K	0.20	
5" SQ Internal Post Cap	521824	521820	10023K	0.50	



5' H Panel*	10128W	10128T	10128K	43.02	
5" SQ x 96" Line Post	10129W	10129T	10129K	13.35	
5" SQ x 96" End Post	10131W	10131T	10131K	13.35	
5" SQ x 96" Corner Post	10130W	10130T	10130K	13.35	
5" SQ x 96" Blank Post	10059W	10271T	10059K	13.49	
46" Wide Gate	10522W	10522T	10132K	35.69	
58" Wide Gate	10523W	10523T	10133K	40.11	
5" SQ Pyramid Post Cap	532944	532940	10022K	0.20	
5" SQ Internal Post Cap	521824	521820	10023K	0.50	



6' H Panel*	10126W	10126T	10126K	52.52	
5" SQ x 108" Line Post	10406W	10406T	10406K	15.02	
5" SQ x 108" End Post	10408W	10408T	10408K	15.02	
5" SQ x 108" Corner Post	10407W	10407T	10407K	15.02	
5" SQ x 108" Blank Post	10272W	10272T	073Y00	15.18	
46" Wide Gate	811Y00	10520T	10045K	39.47	
58" Wide Gate	812Y00	10521T	10046K	45.40	
5" SQ Pyramid Post Cap	532944	532940	10022K	0.20	
5" SQ Internal Post Cap	521824	521820	10023K	0.50	

Kitted panels include all pickets, rails, and u-channels
Includes rail stiffener
All posts .135" wall

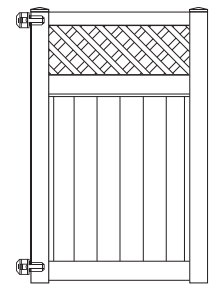
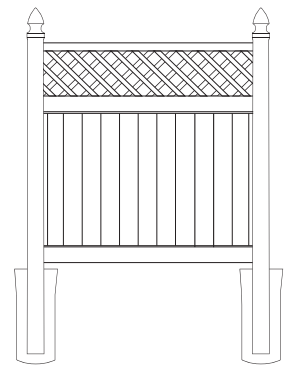
* Denotes National Pool Code Compliant configuration
Gates must not use cross brace when installed around a pool

All gates are Single Swing. For a Double Swing gate, order 2.
All gates include self-closing hinges

US Availability: South and Southeast.

Lattice Top Privacy / 1-3/4" x 2-3/4" Top Rail • 1-3/4" x 5-1/2" Mid and Bottom Rail

DESCRIPTION	PART NO. WHITE	PART NO. TAN	PART NO. KHAKI	WEIGHT EA.	NOTES
6' H Panel*	10141W	10141T	N/A	38.61	
5" SQ x 102" Line Post	10142W	10142T	N/A	13.99	
5" SQ x 102" End Post	10144W	10144T	N/A	13.99	
5" SQ x 102" Corner Post	10143W	10143T	N/A	13.99	
5" SQ x 102" Blank Post	355Y00	356Y00	10785K	14.34	
46" Wide Gate	10778W	10778T	N/A	42.45	
58" Wide Gate	10779W	10779T	N/A	48.35	
5" SQ Pyramid Post Cap	532944	532940	10022K	0.20	
5" SQ Internal Post Cap	521824	521820	10023K	0.50	



Kitted panels include all pickets, rails, and u-channels
 No rail stiffener needed
 All posts .135" wall

* Denotes National Pool Code Compliant configuration
 Gates must not use cross brace when installed around a pool

All gates are Single Swing. For a Double Swing gate, order 2.
 All gates include self-closing hinges


N/A means the item is not available.
 "—" means the item is available. Please contact your Master Halco branch.

US Availability: South and Southeast.

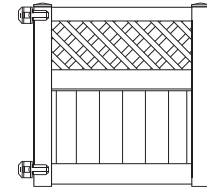
Lattice Top Privacy • 8' Wide • Pocket Rail

Lattice Top Privacy / 1-3/4" x 2-3/4" Top Rail • 1-3/4" x 5-1/2" Mid and Bottom Rail

DESCRIPTION	PART NO. WHITE	PART NO. TAN	PART NO. KHAKI	WEIGHT EA.	NOTES
4' H Panel*	10418W	10418T	N/A	31.32	
5" SQ x 84" Line Post	10485W	10485T	N/A	11.68	
5" SQ x 84" End Post	10486W	10486T	N/A	11.68	
5" SQ x 84" Corner Post	10487W	10487T	N/A	11.68	
5" SQ x 84" Blank Post	10270W	10270T	10270K	11.81	
46" Wide Gate	10419W	10419T	N/A	33.26	
58" Wide Gate	10420W	10420T	N/A	37.29	
5" SQ Pyramid Post Cap	532944	532940	10022K	0.20	
5" SQ Internal Post Cap	521824	521820	10023K	0.50	



5' H Panel*	10415W	10415T	N/A	37.10	
5" SQ x 96" Line Post	10482W	10482T	N/A	13.35	
5" SQ x 96" End Post	10483W	10483T	N/A	13.35	
5" SQ x 96" Corner Post	10484W	10484T	N/A	13.35	
5" SQ x 96" Blank Post	10059W	10271T	10059K	13.49	
46" Wide Gate	10416W	10416T	N/A	38.16	
58" Wide Gate	10417W	10417T	N/A	42.90	
5" SQ Pyramid Post Cap	532944	532940	10022K	0.20	
5" SQ Internal Post Cap	521824	521820	10023K	0.50	



6' H Panel*	10409W	10409T	N/A	42.89	
5" SQ x 108" Line Post	10410W	10410T	N/A	15.02	
5" SQ x 108" End Post	10412W	10412T	N/A	15.02	
5" SQ x 108" Corner Post	10411W	10411T	N/A	15.02	
5" SQ x 108" Blank Post	10272W	10272T	073Y00	15.18	
46" Wide Gate	10413W	10413T	N/A	42.45	
58" Wide Gate	10414W	10414T	N/A	48.35	
5" SQ Pyramid Post Cap	532944	532940	10022K	0.20	
5" SQ Internal Post Cap	521824	521820	10023K	0.50	

Kitted panels include all pickets, rails, and u-channels
Includes rail stiffener
All posts .135" wall

* Denotes National Pool Code Compliant configuration
Gates must not use cross brace when installed around a pool

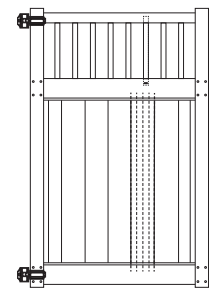
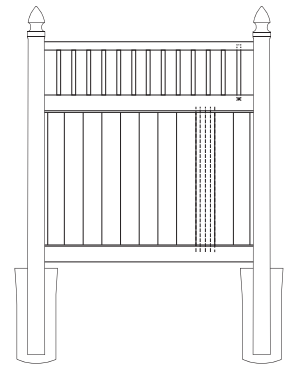
All gates are Single Swing. For a Double Swing gate, order 2.
All gates include self-closing hinges

N/A means the item is not available.
"—" means the item is available. Please contact your Master Halco branch.

US Availability: South and Southeast.

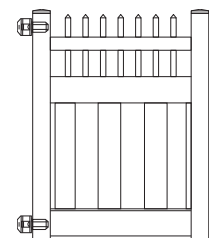
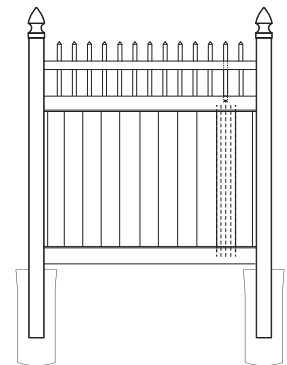
Closed Spindle Top Privacy / 1-3/4" x 2-3/4" Top Rail • 1-3/4" x 5-1/2" Mid and Bottom Rail

DESCRIPTION	PART NO. WHITE	PART NO. TAN	PART NO. KHAKI	WEIGHT EA.	NOTES
6' H Panel*	10147W	10147T	N/A	38.24	
5" SQ x 102" Line Post	10150W	10150T	N/A	13.99	
5" SQ x 102" End Post	10149W	10149T	N/A	13.99	
5" SQ x 102" Corner Post	10148W	10148T	N/A	13.99	
5" SQ x 102" Blank Post	355Y00	356Y00	10785K	14.34	
46" Wide Gate	10151W	10151T	N/A	41.01	
58" Wide Gate	10152W	10152T	N/A	46.26	
5" SQ Pyramid Post Cap	532944	532940	10022K	0.20	
5" SQ Internal Post Cap	521824	521820	10023K	0.50	



Open Spindle Top Privacy / 1-3/4" x 2-3/4" Top Rail • 1-3/4" x 5-1/2" Mid and Bottom Rail

DESCRIPTION	PART NO. WHITE	PART NO. TAN	PART NO. KHAKI	WEIGHT EA.	NOTES
6' H Panel*	10153W	10153T	N/A	38.36	
5" SQ x 102" Line Post	10156W	10156T	N/A	13.99	
5" SQ x 102" End Post	10155W	10155T	N/A	13.99	
5" SQ x 102" Corner Post	10154W	10154T	N/A	13.99	
5" SQ x 102" Blank Post	355Y00	356Y00	10785K	14.34	
46" Wide Gate	10104W	10104T	N/A	41.42	
58" Wide Gate	10105W	10105T	N/A	46.70	
5" SQ Pyramid Post Cap	532944	532940	10022K	0.20	
5" SQ Internal Post Cap	521824	521820	10023K	0.50	



Kitted panels include all pickets, rails, and u-channels
 No rail stiffener needed
 All posts .135" wall

* Denotes National Pool Code Compliant configuration
 Gates must not use cross brace when installed around a pool

All gates are Single Swing. For a Double Swing gate, order 2.
 All gates include self-closing hinges

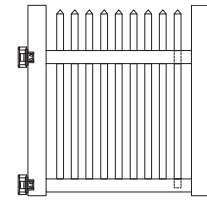
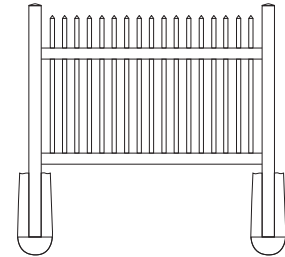
N/A means the item is not available.
 "—" means the item is available. Please contact your Master Halco branch.

US Availability: South and Southeast.

Classic Picket • 6' Wide • 1-1/2" x 1-1/2" Pickets

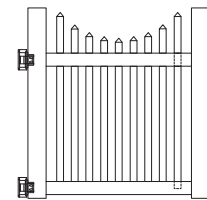
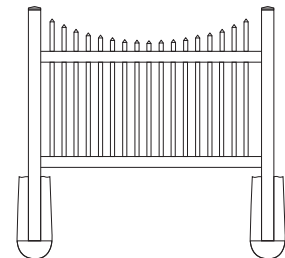
Straight Top Picket / 2" x 3-1/2" all rails

DESCRIPTION	PART NO. WHITE	PART NO. TAN	PART NO. KHAKI	WEIGHT EA.	NOTES
4' High Panel*	10433W	10433T	N/A	21.93	
4" SQ x 72" Line Post	10422W	10422T	N/A	7.81	
4" SQ x 72" End Post	10424W	10424T	N/A	6.13	
4" SQ x 72" Corner Post	10423W	10423T	N/A	6.13	
46" Wide Gate	10434W	10434T	N/A	27.38	
58" Wide Gate	10435W	10435T	N/A	31.75	
4" SQ Pyramid Post Cap	521884	521880	N/A	0.14	



Scallop Top Picket / 2" x 3-1/2" all rails

DESCRIPTION	PART NO. WHITE	PART NO. TAN	PART NO. KHAKI	WEIGHT EA.	NOTES
4' High Panel*	10430W	10430T	N/A	21.93	
4" SQ x 72" Line Post	10422W	10422T	N/A	7.81	
4" SQ x 72" End Post	10424W	10424T	N/A	6.13	
4" SQ x 72" Corner Post	10423W	10423T	N/A	6.13	
46" Wide Gate	10431W	10431T	N/A	27.39	
58" Wide Gate	10432W	10432T	N/A	31.75	
4" SQ Pyramid Post Cap	521884	521880	N/A	0.14	



Kitted panels include all pickets and rails
 No rail stiffener needed
 Picket spacing: 2-3/8" between pickets

* Denotes National Pool Code Compliant configuration
 Gates must not use cross brace when installed around a pool

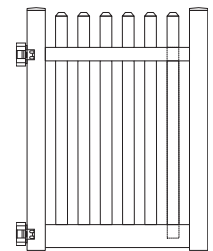
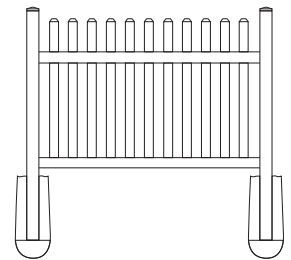
All gates are Single Swing. For a Double Swing gate, order 2.
 All gates include self-closing hinges

N/A means the item is not available.
 "—" means the item is available. Please contact your Master Halco branch.

US Availability: South and Southeast.

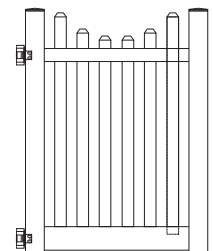
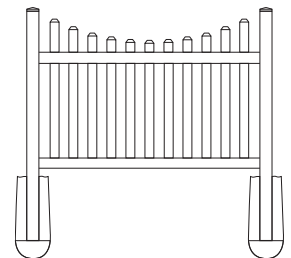
Dog Ear Straight Picket / 2" x 3-1/2" all rails

DESCRIPTION	PART NO. WHITE	PART NO. TAN	PART NO. KHAKI	WEIGHT EA.	NOTES
4' High Panel*	10427W	10427T	N/A	20.10	
4" SQ x 72" Line Post	10422W	10422T	N/A	7.81	
4" SQ x 72" End Post	10424W	10424T	N/A	6.13	
4" SQ x 72" Corner Post	10423W	10423T	N/A	6.13	
46" Wide Gate	10428W	10428T	N/A	27.25	
58" Wide Gate	10429W	10429T	N/A	30.66	
4" SQ Pyramid Post Cap	521884	521880	N/A	0.14	



Dog Ear Scallop Picket / 2" x 3-1/2" all rails

DESCRIPTION	PART NO. WHITE	PART NO. TAN	PART NO. KHAKI	WEIGHT EA.	NOTES
4' High Panel*	10421W	10421T	N/A	20.10	
4" SQ x 72" Line Post	10422W	10422T	N/A	7.81	
4" SQ x 72" End Post	10424W	10424T	N/A	6.13	
4" SQ x 72" Corner Post	10423W	10423T	N/A	6.13	
46" Wide Gate	10425W	10425T	N/A	27.25	
58" Wide Gate	10426W	10426T	N/A	30.66	
4" SQ Pyramid Post Cap	521884	521880	N/A	0.14	



Kitted panels include all pickets and rails
 No rail stiffener needed
 Picket spacing: 2-7/8" between pickets

* Denotes National Pool Code Compliant configuration
 Gates must not use cross brace when installed around a pool

All gates are Single Swing. For a Double Swing gate, order 2.
 All gates include self-closing hinges


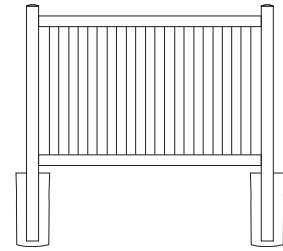
N/A means the item is not available.
 "—" means the item is available. Please contact your Master Halco branch.

US Availability: South and Southeast.

Closed Picket • 6' Wide • 7/8" x 3" Pickets

3" Closed Picket / 2" x 3-1/2" all rails

DESCRIPTION	PART NO. WHITE	PART NO. TAN	PART NO. KHAKI	WEIGHT EA.	NOTES
4' High Panel*	10436W	10436T	N/A	20.38	
4" SQ x 72" Line Post	10437W	10437T	N/A	7.81	
4" SQ x 72" End Post	10439W	10439T	N/A	6.13	
4" SQ x 72" Corner Post	10438W	10438T	N/A	6.13	
46" Wide Gate	10440W	10440T	N/A	26.87	
58" Wide Gate	10441W	10441T	N/A	30.34	
4" SQ Pyramid Post Cap	521884	521880	N/A	0.14	



Kitted panels include all pickets and rails
Includes rail stiffener
Picket spacing: 2-7/8" between pickets

* Denotes National Pool Code Compliant configuration
Gates must not use cross brace when installed around a pool

All gates are Single Swing. For a Double Swing gate, order 2.
All gates include self-closing hinges

N/A means the item is not available.
"—" means the item is available. Please contact your Master Halco branch.

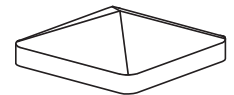
US Availability: South and Southeast.

Blank Posts / 0.135 Wall

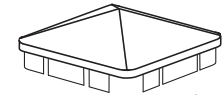
DESCRIPTION	PART NO. WHITE	PART NO. TAN	PART NO. KHAKI	WEIGHT EA.	NOTES
5"SQ x 60" Post	10269W	10269T	10269K	8.23	
5"SQ x 84" Post	10270W	10270T	10270K	11.52	
5"SQ x 96" Post	10271W	10271T	10271K	13.17	
5"SQ x 102" Post	355Y00	356Y00	10785K	12.50	
5"SQ x 108" Post	10272W	10272T	073Y00	14.76	

4" Post Caps

DESCRIPTION	PART NO. WHITE	PART NO. TAN	PART NO. KHAKI	WEIGHT EA.	NOTES
Pyramid Post Cap	521884	521880	N/A	0.14	
French Gothic Post Cap	521774	521770	N/A	0.68	



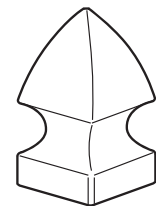
Pyramid



Internal

5" Post Caps

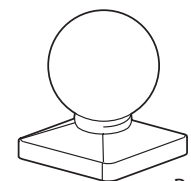
DESCRIPTION	PART NO. WHITE	PART NO. TAN	PART NO. KHAKI	WEIGHT EA.	NOTES
Pyramid Post Cap	532944	532940	10022K	0.20	
Internal Post Cap	521824	521820	10023K	0.50	
French Gothic Post Cap	521784	521780	10024K	0.20	
New England Post Cap	520044	520040	10025K	0.78	
Contemporary Post Cap	10026W	10026T	10026K	0.62	
Ball Post Cap	521804	521800	10027K	0.50	
Coachman Post Cap	10028W	10028T	10028K	0.50	
Federation Post Cap	520043	10029T	10029K	1.30	
Solar Light Post Cap	10029L	N/A	N/A	0.89	



Gothic



New England



Ball

Gate Post Inserts / Aluminum

DESCRIPTION	PART NO.	WEIGHT EA.	NOTES
5"SQx58" Gate Post Insert	102770	16.00	
5"SQx82" Gate Post Insert	102780	22.00	
5"SQx94" Gate Post Insert	102790	25.00	
5"SQx106" Gate Post Insert	102800	29.00	

N/A means the item is not available.

"—" means the item is available. Please contact your Master Halco branch.

US Availability: South and Southeast.

Hinges / Regular

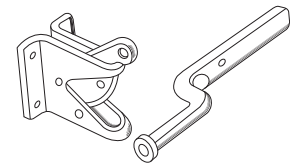
DESCRIPTION	PART NO. BLACK	PART NO. WHITE	PART NO. STAINLESS STEEL	WEIGHT EA.	NOTES
Butterfly Hinge	103740	012781	—	1.32	
Standard Wrap Hinge	012777	012778	012779	1.94	
Single Swing Gate Strap Hinge	012768	012769	—	0.66	
Double Swing Gate Strap Hinge	012729	012730	—	2.10	

Hinges / Heavy Duty

DESCRIPTION	PART NO. BLACK	PART NO. WHITE	WEIGHT EA.	NOTES
Butterfly Hinge	103741	012780	2.02	
Contemporary Hinge	103742	012770	4.63	
Contemporary Hinge - Stainless Steel	012771	012772	4.51	
Modern Gate Hinge	012773	012774	4.63	
Modern Gate Hinge - Stainless Steel	012775	012776	4.63	

Latches

DESCRIPTION	PART NO. BLACK	PART NO WHITE	PART NO. STAINLESS STEEL	WEIGHT EA.	NOTES
Flip Latch	012789	—	012794	0.59	
Gravity Latch	012732	012733	012784	0.40	
Decorative Gravity Latch	012788	—	—	0.62	
Double Butterfly Latch	—	—	012787	1.47	
Slide Bar Latch	012795	—	012796	0.69	
Standard Y Latch	012799	—	—	4.54	
Gate Latch - Aluminum	012803	012804	—	0.90	
Heavy Duty Gate Latch	012800	012801	—	1.03	



Gravity Latch

N/A means the item is not available from manufacturer.
 “—” means the item is available. Please contact your Master Halco branch.

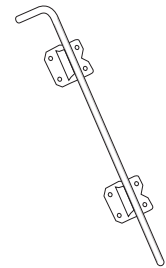
US Availability: South and Southeast.

Latches / Locking

DESCRIPTION	PART NO. BLACK	PART NO. WHITE	WEIGHT EA.	NOTES
Lock Gravity Latch - 1 side key access	012734	012785	0.59	
Lock Gravity Latch - 2 sides key access	012735	012786	0.91	
Compact Locking Pool Latch	012798	—	1.75	
Locking Pool Safety Latch	012797	—	2.08	

Drop Rod

DESCRIPTION	PART NO. BLACK	PART NO. WHITE	PART NO. STAINLESS STEEL	WEIGHT EA.	NOTES
24" Standard	012763	012764	—	2.20	
24" Heavy-Duty	100W00	012728	012765	3.00	
36" Heavy-Duty	012766	—	012767	3.86	



Gate Accessories

DESCRIPTION	PART NO. BLACK	PART NO. WHITE	WEIGHT EA.	NOTES
Gate Handle	012731	012805	0.30	
Gate Stop	103743	—	0.50	

Plug


DESCRIPTION	PART NO. WHITE	PART NO. TAN	PART NO. KHAKI	WEIGHT EA.	NOTES
Gate Bracket Hole Plug 5/8"	10033W	10033T	10033K	2.00	

N/A means the item is not available from manufacturer.
 "—" means the item is available. Please contact your Master Halco branch.

US Availability: South and Southeast.

NOTES

US Availability: South and Southeast.

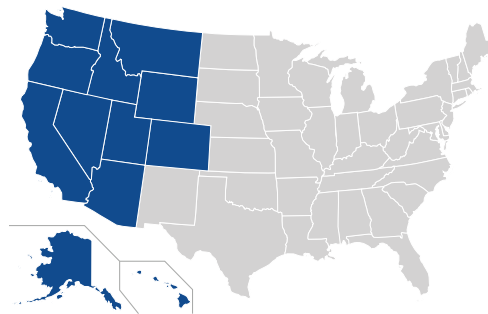


Classically Styled Vinyl Fencing

Product Features

- Full product offering - Privacy, Picket, and Ranch Rail
- Available in standard colors: White, Tan, and Clay
- Durable and Maintenance-Free: won't peel, rot, blister, flake, or corrode
- Made with recycled vinyl material
- Manufactured in USA
- Limited Lifetime Transferable Warranty


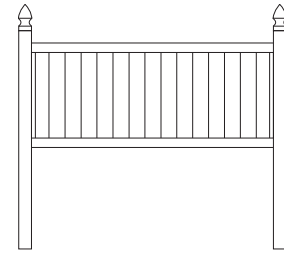
US Availability: West



Solid Privacy • 8' Wide • 7/8" x 6" Interlocking T&G Pickets

Pocket Rail / 1-1/2" x 5-1/2" Top and Bottom Rails

DESCRIPTION	PART NO. WHITE	PART NO. TAN	WEIGHT EA.	NOTES
5' High Panel	460664	460660	36.00	
5" SQ x 84" Line Post	560594	560590	11.50	
5" SQ x 84" End Post	460604	460600	11.50	
5" SQ x 84" Corner Post	460614	460610	11.50	
5" SQ x 84" Blank Post	—	—	11.50	
42" Wide Gate	553194	553198	43.00	
48" Wide Gate	553204	553208	47.00	
5" SQ Pyramid Post Cap	532944	532940	0.20	
6' High Panel*	460674	460670	36.00	
5" SQ x 96" Line Post	460634	460630	13.00	
5" SQ x 96" End Post	460644	460640	13.00	
5" SQ x 96" Corner Post	460654	460650	13.00	
5" SQ x 96" Blank Post	460624	—	13.00	
42" Wide Gate	553084	553088	48.00	
48" Wide Gate	553094	553098	53.00	
60" Wide Gate	553104	553108	61.00	
5" SQ Pyramid Post Cap	532944	532940	0.20	



Panel includes pickets, rails, and u-channels with screws
Includes bottom rail stiffener
All posts .135" wall

* Denotes National Pool Code Compliant configuration
Gates must not use cross brace when installed around a pool

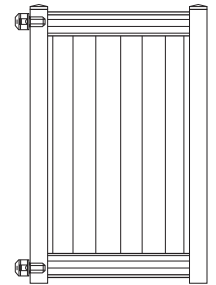
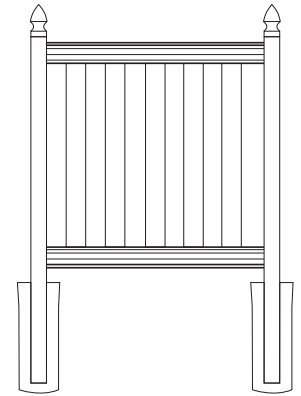
All gates are Single Swing. For a Double Swing gate, order 2.
Out-to-out is 2" shorter than gate opening width shown above
Allow 2" for standard gate hardware

N/A means the item is not available from manufacturer.
"—" means the item is available. Please contact your Master Halco branch.

US Availability: West

Decorative Rail / 1-3/4" x 8" Top and Bottom Rails

DESCRIPTION	PART NO. WHITE	PART NO. TAN	WEIGHT EA.	NOTES
4' High Panel	10644W	10644T	58.00	
5" SQ x 72" Line Post	10611W	10611T	9.75	
5" SQ x 72" End Post	10614W	10614T	9.75	
5" SQ x 72" Corner Post	10617W	10617T	9.75	
5" SQ x 72" Blank Post	—	—		
36" to 48" Wide Gate	10608W	10608T	53.00	
5" SQ Pyramid Post Cap	532944	532940	0.20	
5' High Panel	10644W	10644T	58.00	
5" SQ x 84" Line Post	10611W	10611T	11.50	
5" SQ x 84" End Post	10614W	10614T	11.50	
5" SQ x 84" Corner Post	10617W	10617T	11.50	
5" SQ x 84" Blank Post	—	—	11.50	
36" to 48" Wide Gate	10607W	10607T	53.00	
5" SQ Pyramid Post Cap	532944	532940	0.20	
6' High Panel*	10642W	10642T	58.00	
5" SQ x 96" Line Post	10609W	10609T	13.00	
5" SQ x 96" End Post	10612W	10612T	13.00	
5" SQ x 96" Corner Post	10615W	10615T	13.00	
5" SQ x 96" Blank Post	460624	—	13.00	
36" to 48" Wide Gate	10606W	10606T	53.00	
48" Wide Gate	011696	011697	50.00	
72" Wide Gate	165Y00	011690	74.00	
5" SQ Pyramid Post Cap	532944	532940	0.20	



Panel includes pickets, rails, and u-channels
Includes bottom rail stiffener
All posts .135" wall

* Denotes National Pool Code Compliant configuration
Gates must not use cross brace when installed around a pool

All gates are Single Swing. For a Double Swing gate, order 2.
Allow 2" for standard gate hardware

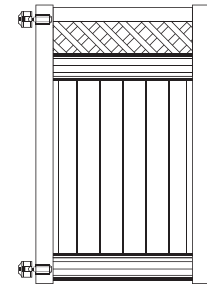

N/A means the item is not available from manufacturer.
"—" means the item is available. Please contact your Master Halco branch.

US Availability: West

Decorative Lattice Top Privacy • 8' Wide • 7/8" x 6" Pickets

Decorative Rail Lattice Top / 2" x 3-1/2" Top Rail • 1-3/4" x 8" Mid and Bottom Rail

DESCRIPTION	PART NO. WHITE	PART NO. TAN	WEIGHT EA.	NOTES
4'+1 High Panel	10658W	10658T	58.00	
5" SQ x 84" Line Post	10666W	10666T	11.50	
5" SQ x 84" End Post	10668W	10668T	11.50	
5" SQ x 84" Corner Post	10670W	10670T	11.50	
5" SQ x 84" Blank Post	—	—	11.50	
36" to 48" Wide Gate	10662W	10662T	53.00	
5" SQ Pyramid Post Cap	532944	532940	0.20	
5'+1 High Panel*	10657W	10657T	58.00	
5" SQ x 96" Line Post	10665W	10665T	13.00	
5" SQ x 96" End Post	10667W	10667T	13.00	
5" SQ x 96" Corner Post	10669W	10669T	13.00	
5" SQ x 96" Blank Post	—	—	13.00	
36" to 48" Wide Gate	10661W	10661T	53.00	
5" SQ Pyramid Post Cap	532944	532940	0.20	



Panel includes pickets, rails, u-channels, and lattice kit
Includes mid and bottom rail stiffeners
All posts .135" wall

* Denotes National Pool Code Compliant configuration
Gates must not use cross brace when installed around a pool

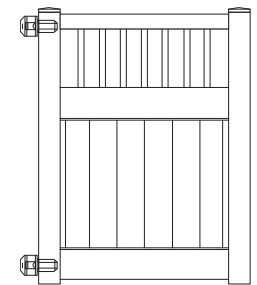
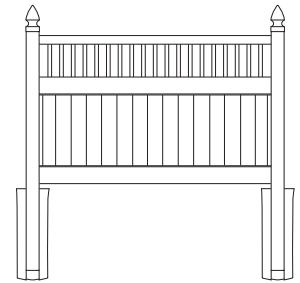
All gates are Single Swing. For a Double Swing gate, order 2.
Allow 2" for standard gate hardware

N/A means the item is not available from manufacturer.
"—" means the item is available. Please contact your Master Halco branch.

US Availability: West

Decorative Rail Universal Top / 2" x 3-1/2" Top Rail • 1-3/4" x 8" Mid and Bottom Rail

DESCRIPTION	PART NO. WHITE	PART NO. TAN	WEIGHT EA.	NOTES
4'+1 High Panel	10674W	10674T	58.00	
5" SQ x 84" Line Post	10666W	10666T	11.50	
5" SQ x 84" End Post	10668W	10668T	11.50	
5" SQ x 84" Corner Post	10670W	10670T	11.50	
5" SQ x 84" Blank Post	—	—	11.50	
36" to 48" Wide Gate	10664W	10664T	53.00	
5" SQ Pyramid Post Cap	532944	532940	0.20	
5'+1 High Panel*	10673W	10673T	58.00	
5" SQ x 96" Line Post	10665W	10665T	13.00	
5" SQ x 96" End Post	10667W	10667T	13.00	
5" SQ x 96" Corner Post	10669W	10669T	13.00	
5" SQ x 96" Blank Post	—	—	13.00	
36" to 48" Wide Gate	10663W	10663T	53.00	
5" SQ Pyramid Post Cap	532944	532940	0.20	



Kitted panels include all pickets, rails, and universal top kit
Includes bottom rail stiffener
All posts .135" wall

* Denotes National Pool Code Compliant configuration
Gates must not use cross brace when installed around a pool

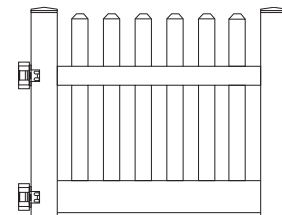

All gates are Single Swing. For a Double Swing gate, order 2.
Allow 2" for standard gate hardware

N/A means the item is not available from manufacturer.
"—" means the item is available. Please contact your Master Halco branch.

US Availability: West

Dog Ear Straight Picket / 1-3/4" x 3-1/2" Top and Bottom Rails

DESCRIPTION	PART NO. WHITE	PART NO. TAN	WEIGHT EA.	NOTES
3' High Panel	10647W	—	21.24	
4" SQ x 60" Line Post	10620W	—	8.50	
4" SQ x 60" End Post	10623W	—	8.50	
4" SQ x 60" Corner Post	10626W	—	8.50	
4" SQ x 60" Blank Post	10628W	—	8.50	
36" to 48" Wide Gate	10638W	—	53.00	
4" SQ Pyramid Post Cap	521884	521880	0.14	
3-1/2' High Panel	10646W	—	23.24	
4" SQ x 66" Line Post	10619W	—	9.35	
4" SQ x 66" End Post	10622W	—	9.35	
4" SQ x 66" Corner Post	10625W	—	9.35	
4" SQ x 66" Blank Post	10627W	—	9.35	
36" to 48" Wide Gate	10637W	—	53.00	
4" SQ Pyramid Post Cap	521884	521880	0.14	
4' High Panel	10645W	—	25.24	
4" SQ x 72" Line Post	10618W	—	10.20	
4" SQ x 72" End Post	10621W	—	10.20	
4" SQ x 72" Corner Post	10624W	—	10.20	
4" SQ x 72" Blank Post	532662	—	10.20	
36" to 48" Wide Gate	10636W	—	53.00	
4" SQ Pyramid Post Cap	521884	521880	0.14	



Kitted panels include all pickets, rails and picket caps
Includes bottom rail stiffener
Picket spacing: 2-15/16" between pickets
All posts .135" wall

* Denotes National Pool Code Compliant configuration
Gates must not use cross brace when installed around a pool

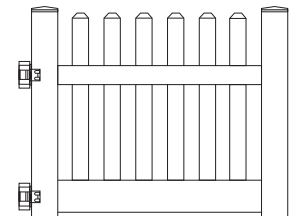
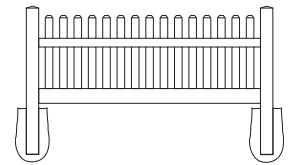
All gates are Single Swing. For a Double Swing gate, order 2.
Allow 2" for standard gate hardware

N/A means the item is not available from manufacturer.
"—" means the item is available. Please contact your Master Halco branch.

US Availability: West

Dog Ear Straight Picket / 1-3/4" x 3-1/2" Top and Bottom Rails

DESCRIPTION	PART NO. WHITE	PART NO. TAN	WEIGHT EA.	NOTES
3' High Panel	10650W	—	37.00	
4" SQ x 60" Line Post	10620W	—	8.50	
4" SQ x 60" End Post	10623W	—	8.50	
4" SQ x 60" Corner Post	10626W	—	8.50	
4" SQ x 60" Blank Post	10628W	—	8.50	
36" to 48" Wide Gate	10638W	—	53.00	
4" SQ Pyramid Post Cap	521884	521880	0.14	
3-1/2' High Panel	10649W	—	39.00	
4" SQ x 66" Line Post	10619W	—	9.35	
4" SQ x 66" End Post	10622W	—	9.35	
4" SQ x 66" Corner Post	10625W	—	9.35	
4" SQ x 66" Blank Post	10627W	—	9.35	
36" to 48" Wide Gate	10637W	—	53.00	
4" SQ Pyramid Post Cap	521884	521880	0.14	
4' High Panel	10648W	—	41.00	
4" SQ x 72" Line Post	10618W	—	10.20	
4" SQ x 72" End Post	10621W	—	10.20	
4" SQ x 72" Corner Post	10624W	—	10.20	
4" SQ x 72" Blank Post	532662	—	10.20	
36" to 48" Wide Gate	10636W	—	53.00	
4" SQ Pyramid Post Cap	521884	521880	0.14	



Kitted panels include all pickets, rails and picket caps
 Includes bottom rail stiffener
 Picket spacing: 2-15/16" between pickets
 All posts .135" wall

* Denotes National Pool Code Compliant configuration
 Gates must not use cross brace when installed around a pool

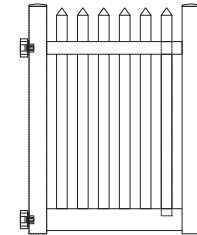

All gates are Single Swing. For a Double Swing gate, order 2.
 Allow 2" for standard gate hardware

N/A means the item is not available from manufacturer.
 "—" means the item is available. Please contact your Master Halco branch.

US Availability: West

Spade Straight Picket / 2" x 3-1/2" Top and Bottom Rails

DESCRIPTION	PART NO. WHITE	PART NO. TAN	WEIGHT EA.	NOTES
3' High Panel	10653W	—	21.24	
4" SQ x 60" Line Post	10620W	—	8.50	
4" SQ x 60" End Post	10623W	—	8.50	
4" SQ x 60" Corner Post	10626W	—	8.50	
4" SQ x 60" Blank Post	10628W	—	8.50	
36" to 48" Wide Gate	10641W	—	53.00	
4" SQ Pyramid Post Cap	521884	521880	0.14	
3-1/2' High Panel	10652W	—	23.24	
4" SQ x 66" Line Post	10619W	—	9.35	
4" SQ x 66" End Post	10622W	—	9.35	
4" SQ x 66" Corner Post	10625W	—	9.35	
4" SQ x 66" Blank Post	10627W	—	9.35	
36" to 48" Wide Gate	10640W	—	53.00	
4" SQ Pyramid Post Cap	521884	521880	0.14	
4' High Panel	10651W	—	25.24	
4" SQ x 72" Line Post	10618W	—	10.20	
4" SQ x 72" End Post	10621W	—	10.20	
4" SQ x 72" Corner Post	10624W	—	10.20	
4" SQ x 72" Blank Post	532662	—	10.20	
36" to 48" Wide Gate	10639W	—	53.00	
4" SQ Pyramid Post Cap	521884	521880	0.14	



Kitted panels include all pickets, rails and picket caps
Includes bottom rail stiffener
Picket spacing: 2-15/16" between pickets
All posts .135" wall

* Denotes National Pool Code Compliant configuration
Gates must not use cross brace when installed around a pool

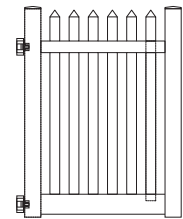

All gates are Single Swing. For a Double Swing gate, order 2.
Allow 2" for standard gate hardware

N/A means the item is not available from manufacturer.
"—" means the item is available. Please contact your Master Halco branch.

US Availability: West

Spade Straight Picket / 2" x 3-1/2" Top and Bottom Rails

DESCRIPTION	PART NO. WHITE	PART NO. TAN	WEIGHT EA.	NOTES
3' High Panel	10656W	—	37.00	
4" SQ x 60" Line Post	10620W	—	8.50	
4" SQ x 60" End Post	10623W	—	8.50	
4" SQ x 60" Corner Post	10626W	—	8.50	
4" SQ x 60" Blank Post	10628W	—	8.50	
36" to 48" Wide Gate	10641W	—	53.00	
4" SQ Pyramid Post Cap	521884	521880	0.14	
3-1/2' High Panel	10655W	—	39.00	
4" SQ x 66" Line Post	10619W	—	9.35	
4" SQ x 66" End Post	10622W	—	9.35	
4" SQ x 66" Corner Post	10625W	—	93.5	
4" SQ x 66" Blank Post	10627W	—	9.35	
36" to 48" Wide Gate	10640W	—	53.00	
4" SQ Pyramid Post Cap	521884	521880	0.14	
4' High Panel	10654W	—	41.00	
4" SQ x 72" Line Post	10618W	—	10.20	
4" SQ x 72" End Post	10621W	—	10.20	
4" SQ x 72" Corner Post	10624W	—	10.20	
4" SQ x 72" Blank Post	532662	—	10.20	
36" to 48" Wide Gate	10639W	—	53.00	
4" SQ Pyramid Post Cap	521884	521880	0.14	



Kitted panels include all pickets, rails and picket caps
Includes bottom rail stiffener
Picket spacing: 2-15/16" between pickets
All posts .135" wall

* Denotes National Pool Code Compliant configuration
Gates must not use cross brace when installed around a pool

All gates are Single Swing. For a Double Swing gate, order 2.
Allow 2" for standard gate hardware

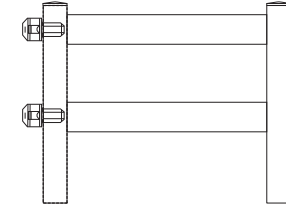
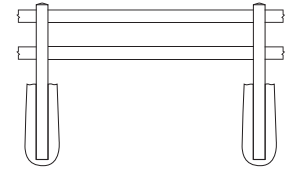
N/A means the item is not available from manufacturer.
"—" means the item is available. Please contact your Master Halco branch.

US Availability: West

Ranch Rail • 1-1/2" x 5-1/2" Rails

2 Rail / 10-1/2" rail spacing

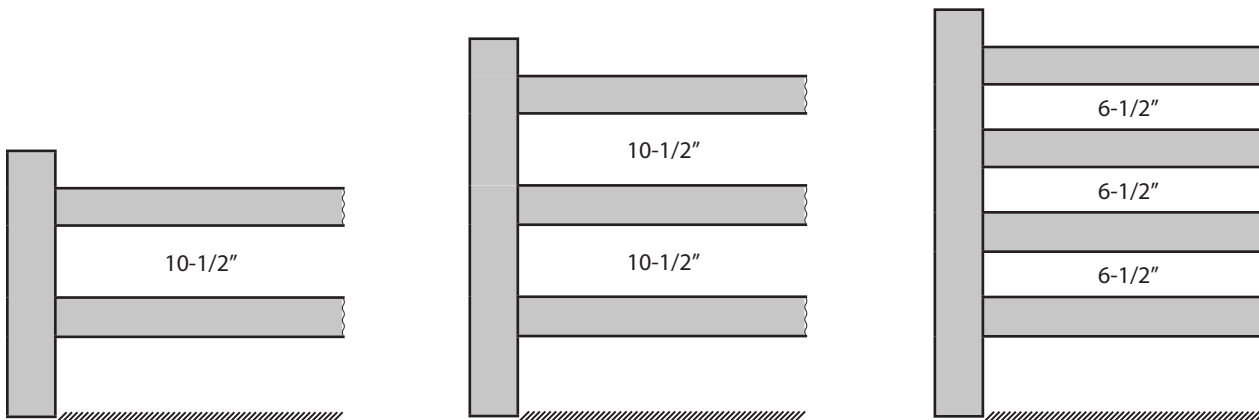
DESCRIPTION	PART NO. WHITE	PART NO. TAN	WEIGHT EA.	NOTES
.125"W Posts / .070"W Rails				
1-1/2" x 5-1/2" x 192" Notched Rail	281H00	—	12.12	
5" SQ x 60" Line Post	795L00	—	8.50	
5" SQ x 60" End Post	795L00	—	8.50	
5" SQ x 60" Corner Post	792L00	—	8.50	
5" SQ Pyramid Post Cap	532944	532940	0.20	
.130"W Posts / .080"W Rails				
1-1/2" x 5-1/2" x 192" Notched Rail	544254	—	12.12	
5" SQ x 60" Line Post	528164	—	8.50	
5" SQ x 60" End Post	528154	—	8.50	
5" SQ x 60" Corner Post	528174	—	8.50	
5" SQ Pyramid Post Cap	532944	532940	0.20	



No rail stiffeners needed

All gates are Single Swing. For a Double Swing gate, order 2.
Out-to-out is 2" shorter than gate opening width shown above
Allow 2" for standard gate hardware

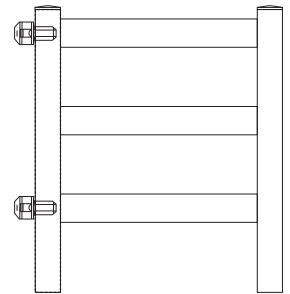
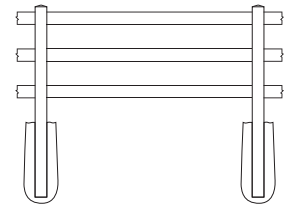
N/A means the item is not available from manufacturer.
"—" means the item is available. Please contact your Master Halco branch.



US Availability: West

3 Rail / 10-1/2" rail spacing

DESCRIPTION	PART NO. WHITE	PART NO. TAN	WEIGHT EA.	NOTES
.130"W Posts / .080"W Rails				
1-1/2" x 5-1/2" x 192" Notched Rail	544254	528140	12.12	
5" SQ x 78" Line Post	544244	—	11.06	
5" SQ x 78" End Post	544224	—	11.06	
5" SQ x 78" Corner Post	544234	—	11.06	
5" SQ x 78" Blank Post	544404	—	11.06	
Up to 72" Wide Adjust-a-Gate	457794	—	37.00	
5" SQ Pyramid Post Cap	532944	532940	0.20	
.135"W Posts / .070"W Rails				
1-1/2" x 5-1/2" x 192" Notched Rail	281H00	282H00	12.00	
5" SQ x 78" Line Post	528201	—	11.00	
5" SQ x 78" End Post	528203	—	11.00	
5" SQ x 78" Corner Post	528202	—	11.00	
5" SQ x 78" Blank Post	630Y00	710L00	11.00	
5" SQ Pyramid Post Cap	532944	532940	0.20	



No rail stiffeners needed

All gates are Single Swing. For a Double Swing gate, order 2.
Allow 2" for standard gate hardware

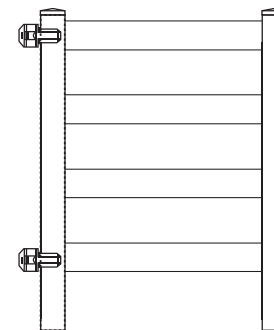
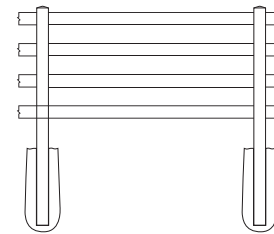
N/A means the item is not available from manufacturer.
"—" means the item is available. Please contact your Master Halco branch.

US Availability: West

Ranch Rail • 1-1/2" x 5-1/2" Rails

4 Rail / 6-1/2" rail spacing

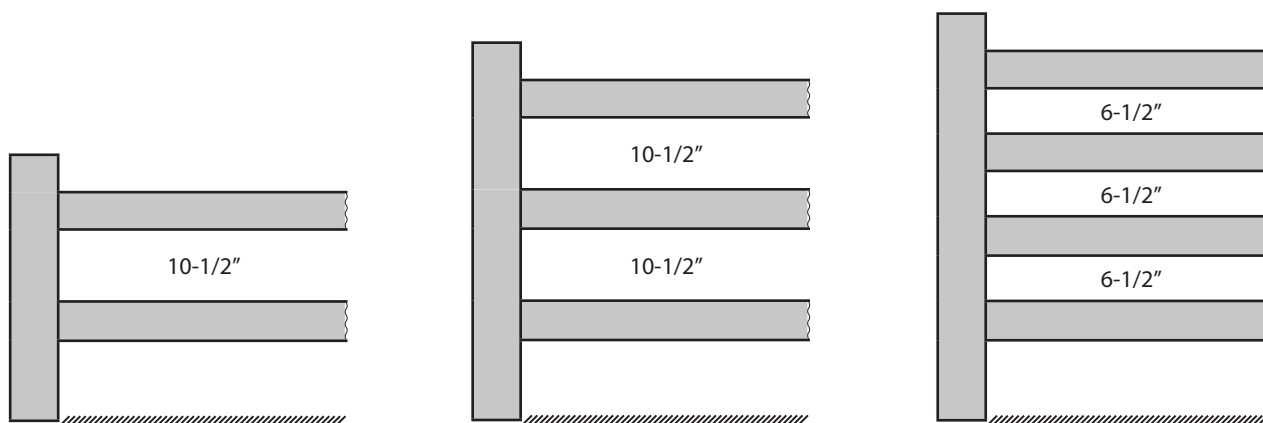
DESCRIPTION	PART NO. WHITE	PART NO. TAN	WEIGHT EA.	NOTES
.130"W Posts / .080"W Rails				
1-1/2" x 5-1/2" x 192" Notched Rail	544254	528140	12.12	
5" SQ x 84" Line Post	544334	—	11.89	
5" SQ x 84" End Post	544344	—	11.89	
5" SQ x 84" Corner Post	544354	—	11.89	
5" SQ Pyramid Post Cap	532944	532940	0.20	
.135"W Posts / .070"W Rails				
1-1/2" x 5-1/2" x 192" Notched Rail	281H00	282H00	12.00	
5" SQ x 84" Line Post	528274	528270	11.89	
5" SQ x 84" End Post	528284	528280	11.89	
5" SQ x 84" Corner Post	528294	528290	11.89	
5" SQ x 84" Blank Post	460584	373F00	11.89	
5" SQ Pyramid Post Cap	532944	532940	0.20	



No rail stiffeners needed

All gates are Single Swing. For a Double Swing gate, order 2.
Out-to-out is 2" shorter than gate opening width shown above
Allow 2" for standard gate hardware

N/A means the item is not available from manufacturer.
"—" means the item is available. Please contact your Master Halco branch.



US Availability: West

Solid Privacy

DESCRIPTION	PART NO. WHITE	PART NO. TAN	PART NO. CLAY	WEIGHT EA	NOTES
6' High Panel - 52" Window*					
1-3/4" x 8" x 71-1/2" Rail	10512W	10512T	10512C	7.46	
55" Single Groove Picket	10506W	10506T	10506C	4.05	
55" Double Groove Picket	10507W	10507T	10507C	4.05	
52" U-Channel	10518W	10518T	10518C	0.55	
5" SQ x 96" Line Post	10500W	10500T	10500C	13.00	
5" SQ x 96" End Post	10501W	10501T	10501C	13.00	
5" SQ x 96" Corner Post	10502W	10502T	10502C	13.00	
5" SQ x 96" Blank Post	460624	460620	460628	13.00	
48" Wide Gate	011696	011697	—	50.00	
72" Wide Gate	165Y00	011690	—	74.00	
5" SQ Pyramid Post Cap	532944	532940	532948	0.20	
6' High Panel - 57" Window*					
1-1/2" x 5-1/2" x 71-1/2" Rail	10515W	10515T	10515C	6.09	
60" Single Groove Picket	10508W	10508T	10508C	4.41	
60" Double Groove Picket	10509W	10509T	10509C	4.41	
57" U-Channel	10519W	10519T	10519C	0.60	
5" SQ x 96" Line Post	10503W	10503T	10503C	13.00	
5" SQ x 96" End Post	10504W	10504T	10504C	13.00	
5" SQ x 96" Corner Post	10505W	10505T	10505C	13.00	
5" SQ x 96" Blank Post	460624	460620	460628	13.00	
5" SQ Pyramid Post Cap	532944	532940	532948	0.20	
6' High Panel - 59" Window*					
1-1/2" x 5-1/2" x 71-1/2" Rail	557J00	336M00	—	4.78	
62-1/4" Single Groove Picket	—	000U06	384J00	3.38	
62-1/4" Double Groove Picket	533774	533770	460257	3.38	
59" U-Channel	525024	525020	525028	0.71	
5" SQ x 96" Line Post	533517	614A00	515X00	13.00	
5" SQ x 96" End Post	533516	615A00	513X00	13.00	
5" SQ x 96" Corner Post	533515	000U07	516X00	13.00	
5" SQ x 96" Blank Post	460624	460620	460628	13.00	
5" SQ Pyramid Post Cap	532944	532940	532948	0.20	

Need 6 pickets per panel

All posts .135" wall

* Denotes National Pool Code Compliant configuration

N/A means the item is not available from manufacturer.

"—" means the item is available. Please contact your Master Halco branch.

US Availability: West

Solid Privacy

DESCRIPTION	PART NO. WHITE	PART NO. TAN	PART NO. CLAY	WEIGHT EA	NOTES
6' High Panel - 52" Window*					
1-3/4" x 8" x 83" Rail	10513W	10513T	10513C	8.66	
55" Single Groove Picket	10506W	10506T	10506C	4.05	
55" Double Groove Picket	10507W	10507T	10507C	4.05	
52" U-Channel	10518W	10518T	10518C	0.55	
5" SQ x 96" Line Post	10500W	10500T	10500C	13.00	
5" SQ x 96" End Post	10501W	10501T	10501C	13.00	
5" SQ x 96" Corner Post	10502W	10502T	10502C	13.00	
5" SQ x 96" Blank Post	460624	460620	460628	13.00	
48" Wide Gate	011696	011697	—	50.00	
72" Wide Gate	165Y00	011690	—	74.00	
5" SQ Pyramid Post Cap	532944	532940	532948	0.20	

6' High Panel - 57" Window*					
1-1/2" x 5-1/2" x 83" Rail	10516W	10516T	—	7.08	
60" Single Groove Picket	10508W	10508T	10508C	4.41	
60" Double Groove Picket	10509W	10509T	10509C	4.41	
57" U-Channel	10519W	10519T	10519C	.605	
5" SQ x 96" Line Post	10503W	10503T	10503C	13.00	
5" SQ x 96" End Post	10504W	10504T	10504C	13.00	
5" SQ x 96" Corner Post	10505W	10505T	10505C	13.00	
5" SQ x 96" Blank Post	460624	460620	460628	13.00	
5" SQ Pyramid Post Cap	532944	532940	532948	0.20	

6' High Panel - 59" Window*					
1-1/2" x 5-1/2" x 83" Rail	289J00	290J00	384J00	5.74	
62-1/4" Single Groove Picket	—	000U06	384J00	3.38	
62-1/4" Double Groove Picket	533774	533770	460257	3.38	
59" U-Channel	525024	525020	525028	0.71	
5" SQ x 96" Line Post	533517	614A00	515X00	13.00	
5" SQ x 96" End Post	533516	615A00	513X00	13.00	
5" SQ x 96" Corner Post	533515	000U07	516X00	13.00	
5" SQ x 96" Blank Post	460624	460620	460628	13.00	
5" SQ Pyramid Post Cap	532944	532940	532948	0.20	

Need 7 pickets per panel
 All posts .135" wall
 * Denotes National Pool Code Compliant configuration

N/A means the item is not available from manufacturer.
 "—" means the item is available. Please contact your Master Halco branch.

US Availability: West

Solid Privacy

DESCRIPTION	PART NO. WHITE	PART NO. TAN	PART NO. CLAY	WEIGHT EA	NOTES
5' High Panel - 47" Window					
1-1/2" x 5-1/2" x 95" Rail	915A00	916A00	051W00	6.50	
50-1/4" Double Groove Picket	533764	533760	—	2.73	
47" U-Channel	525014	525010	—	0.57	
5" SQ x 84" Line Post	560594	560590	—	11.50	
5" SQ x 84" End Post	460604	460600	—	11.50	
5" SQ x 84" Corner Post	—	—	—	11.50	
5" SQ x 84" Blank Post	460584	373F00	—	11.50	
5" SQ Pyramid Post Cap	532944	532940	532948	0.20	
6' High Panel - 52" Window*					
1-3/4" x 8" x 95" Rail	293Y00	979X00	012337	9.92	
55" Single Groove Picket	10506W	10506T	10506C	4.05	
55" Double Groove Picket	10507W	10507T	10507C	4.05	
52" U-Channel	10518W	10518T	10518C	0.55	
5" SQ x 96" Line Post	10500W	10500T	10500C	13.00	
5" SQ x 96" End Post	10501W	10501T	10501C	13.00	
5" SQ x 96" Corner Post	10502W	10502T	10502C	13.00	
5" SQ x 96" Blank Post	460624	460620	460628	13.00	
48" Wide Gate	011696	011697	—	50.00	
72" Wide Gate	165Y00	011690	—	74.00	
5" SQ Pyramid Post Cap	532944	532940	532948	0.20	
6' High Panel - 59" Window*					
1-1/2" x 5-1/2" x 95-1/2" Rail	915A00	916A00	051W00	6.50	
62-1/4" Single Groove Picket	—	000U06	384J00	3.38	
62-1/4" Double Groove Picket	533774	533770	460257	3.38	
59" U-Channel	525024	525020	525028	0.71	
5" SQ x 96" Line Post	533517	614A00	515X00	13.00	
5" SQ x 96" End Post	533516	615A00	513X00	13.00	
5" SQ x 96" Corner Post	533515	000U07	516X00	13.00	
5" SQ x 96" Blank Post	460624	460620	460628	13.00	
5" SQ Pyramid Post Cap	532944	532940	532948	0.20	

Need 8 pickets per panel

All posts .135" wall

* Denotes National Pool Code Compliant configuration

N/A means the item is not available from manufacturer.

"—" means the item is available. Please contact your Master Halco branch.

US Availability: West

Lineals

Square Pickets

DESCRIPTION	PART NO. WHITE	PART NO. TAN	PART NO. CLAY	BUNDLE QTY.	WEIGHT EA.	NOTES
.050" Thickness						
1" x 1" x 192"	531374	012283	012284	210	2.22	
1-3/8" x 1-3/8" x 192"	133Y00	012285	012287	240	2.22	
1-3/4" x 1-3/4" x 192"	929Y00	012288	—	130	3.08	

Tongue & Groove Pickets

DESCRIPTION	PART NO. WHITE	PART NO. TAN	PART NO. CLAY	BUNDLE QTY.	WEIGHT EA.	NOTES
.050" Thickness						
7/8" x 1-1/2" x 192"	927Y00	588Y00	012282	280	3.02	
7/8" x 3" x 192"	524314	928Y00	000X94	156	6.88	

Tongue and Groove Pickets

DESCRIPTION	PART NO. WHITE	PART NO. TAN	PART NO. CLAY	BUNDLE QTY.	WEIGHT EA.	NOTES
.045" Thickness						
7/8" x 6" x 50-1/4"	460564	460560	—	164	2.10	
7/8" x 6" x 62-1/4"	460554	460550	012289	164	2.68	
7/8" x 6" x 192"	464Y00	465Y00	012290	164	7.14	

N/A means the item is not available from manufacturer.

"—" means the item is available. Please contact your Master Halco branch.

US Availability: West

Single Groove Pickets

DESCRIPTION	PART NO. WHITE	PART NO. TAN	PART NO. CLAY	BUNDLE QTY.	WEIGHT EA.	NOTES
.045" Thickness						
7/8" x 11.3" x 55"	10506W	10506T	10506C	137	0.55	
7/8" x 11.3" x 60"	10508W	10508T	10508C	137	0.61	
7/8" x 11.3" x 62-1/4"	—	000U06	384J00	137	0.71	
7/8" x 11.3" x 192"	10510W	10510T	10510C	52	1.53	

Double Groove Pickets

DESCRIPTION	PART NO. WHITE	PART NO. TAN	PART NO. CLAY	BUNDLE QTY.	WEIGHT EA.	NOTES
.045" Thickness						
7/8" x 11.3" x 48"	012291	012292	—	137	4.05	
7/8" x 11.3" x 55"	10507W	10507T	10507C	137	4.05	
7/8" x 11.3" x 57-1/4"	889Y00	912Y00	—	137	4.05	
7/8" x 11.3" x 60"	10509W	10509T	10509C	137	4.41	
7/8" x 11.3" x 62-1/4"	533774	533770	460257	137	3.38	
7/8" x 11.3" x 192"	533794	10511T	10511C	52	10.50	

U-Channels

DESCRIPTION	PART NO. WHITE	PART NO. TAN	PART NO. CLAY	BUNDLE QTY.	WEIGHT EA.	NOTES
.060" Thickness						
7/8" x 1-1/4" x 47"	525014	525010	—	192	.57	
7/8" x 1-1/4" x 52"	10518W	10518T	10518C	70	0.55	
7/8" x 1-1/4" x 54"	10600W	10600T	—	70	0.70	
7/8" x 1-1/4" x 57"	10519W	10519T	10519C	70	0.61	
7/8" x 1-1/4" x 59"	525024	525020	—	70	0.71	
7/8" x 1-1/4" x 144"	012309	012311	012313	70	1.53	
7/8" x 1-1/4" x 192"	012310	012312	—	70	2.03	

N/A means the item is not available from manufacturer.

"—" means the item is available. Please contact your Master Halco branch.

US Availability: West

Lineals

Ranch Rails

DESCRIPTION	PART NO. WHITE	PART NO. TAN	PART NO. CLAY	BUNDLE QTY.	WEIGHT EA.	NOTES
.070" Thickness						
1-1/2" x 5-1/2" x 192" Notched	281H00	282H00	N/A	120	12.00	
.080" Thickness						
1-1/2" x 5-1/2" x 192" Notched	544254	528140	N/A	120	12.00	
1-1/2" x 5-1/2" x 192" Not Notched	012318	012319	N/A	120	12.00	
.100" Thickness						
1-1/2" x 5-1/2" x 144" Not Notched	012322	012331	N/A	120	12.00	
1-1/2" x 5-1/2" x 192" Not Notched	012329	012332	N/A	120	12.00	

Decorative Rails / Smooth

DESCRIPTION	PART NO. WHITE	PART NO. TAN	PART NO. CLAY	BUNDLE QTY.	WEIGHT EA.	NOTES
.090" Thickness						
1-3/4" x 8" x 71-1/2"	10512W	10512T	10512C	78	7.46	
1-3/4" x 8" x 83"	10513W	10513T	10513C	78	8.66	
1-3/4" x 8" x 95"	293Y00	979X00	012337	78	9.92	
1-3/4" x 8" x 192"	10514W	10514T	10514C	78	20.05	

Dura Rails / Smooth

DESCRIPTION	PART NO. WHITE	PART NO. TAN	PART NO. CLAY	BUNDLE QTY.	WEIGHT EA.	NOTES
.090" Thickness						
1-1/2" x 5-1/2" x 71-1/2"	10515W	10515T	10515C	120	6.10	
1-1/2" x 5-1/2" x 71-1/2"	557J00	336M00	—	120	4.78	
1-1/2" x 5-1/2" x 83"	10516W	10516T	—	120	7.08	
1-1/2" x 5-1/2" x 83"	289J00	290J00	384J00	120	5.74	
1-1/2" x 5-1/2" x 95"	915A00	916A00	051W00	120	6.50	
1-1/2" x 5-1/2" x 192"	004038	10517T	—	120	15.00	

N/A means the item is not available from manufacturer.

"—" means the item is available. Please contact your Master Halco branch.

US Availability: West

Ribbed Rails

DESCRIPTION	PART NO. WHITE	PART NO. TAN	PART NO. CLAY	BUNDLE QTY.	WEIGHT EA.	NOTES
.100" Thickness						
2" x 6" x 192"	800X00	012349	—	88	17.69	

Hollow Rails / Smooth

DESCRIPTION	PART NO. WHITE	PART NO. TAN	PART NO. CLAY	BUNDLE QTY.	WEIGHT EA.	NOTES
.100" Thickness						
1-3/4" x 3-1/2" x 192"	012353	012354	—	88	10.08	
.110" Thickness						
2" x 3-1/2" x 95-1/2"	532834	532830	—	126	6.55	
2" x 3-1/2" x 144"	980X00	981X00	012357	126	6.46	
2" x 3-1/2" x 192"	012355	012356	012358	126	11.55	
2" x 6" x 144"	012350	012351	—	88	12.72	
2" x 6" x 192"	522474	522470	—	88	16.96	

N/A means the item is not available from manufacturer.

"—" means the item is available. Please contact your Master Halco branch.

US Availability: West

Lineals

4" SQ Blank Posts

HEIGHT	PART NO. WHITE	PART NO. TAN	PART NO. CLAY	BUNDLE QTY.	WEIGHT EA.	NOTES
.140" Thickness						
72"	532662	532660	—	55	10.20	
194-1/2"	913Y00	012368	—	55	23.68	
.165" Thickness						
194-1/2"	012369	012370	—	55	10.50	

5" SQ Blank Posts

HEIGHT	PART NO. WHITE	PART NO. TAN	PART NO. CLAY	BUNDLE QTY.	WEIGHT EA.	NOTES
.135" Thickness						
60"	—	621W00	—	54	8.50	
72"	190G00	191G00	179Y00	54	10.20	
78"	630Y00	710L00	—	54	10.55	
84"	658Q00	373F00	—	54	10.00	
96"	460624	039X00	059X00	54	13.00	
144"	267Y00	—	—	54	19.44	
.150" Thickness						
78"	893Y00	894Y00	—	54	10.80	
96"	532804	895Y00	—	54	14.92	
192"	012371	012372	012373	54	28.80	
.175" Thickness						
96"	012374	012375	—	54	16.00	

N/A means the item is not available from manufacturer.

"—" means the item is available. Please contact your Master Halco branch.

US Availability: West

Posts for 2 Rail Ranch Rail

DESCRIPTION	PART NO. WHITE	PART NO. TAN	PART NO. CLAY	BUNDLE QTY.	WEIGHT EA.	NOTES
.125" Thickness						
5" SQ x 60" Line - Routed	795L00	—	—	54	12.50	
5" SQ x 60" End - Routed	795L00	—	—	54	12.50	
5" SQ x 60" Corner - Routed	792L00	—	—	54	12.50	
.130" Thickness						
5" SQ x 60" Line - Routed	528164	—	—	36	8.10	
5" SQ x 60" End - Routed	528154	—	—	36	8.10	
5" SQ x 60" Corner - Routed	528174	—	—	36	8.10	

Posts for 3 Rail Ranch Rail

DESCRIPTION	PART NO. WHITE	PART NO. TAN	PART NO. CLAY	BUNDLE QTY.	WEIGHT EA.	NOTES
.130" Thickness						
5" SQ x 78" Line - Routed	544244	—	—	54	12.50	
5" SQ x 78" End - Routed	544224	—	—	54	12.50	
5" SQ x 78" Corner - Routed	544234	—	—	54	12.50	
.135" Thickness						
5" SQ x 78" Line - Routed	528201	—	—	54	12.50	
5" SQ x 78" End - Routed	528203	—	—	54	12.50	
5" SQ x 78" Corner - Routed	528202	—	—	54	12.50	

Posts for 4 Rail Ranch Rail

DESCRIPTION	PART NO. WHITE	PART NO. TAN	PART NO. CLAY	BUNDLE QTY.	WEIGHT EA.	NOTES
.130" Thickness						
5" SQ x 84" Line - Routed	544334	—	—	54	11.89	
5" SQ x 84" End - Routed	544344	—	—	54	11.89	
5" SQ x 84" Corner - Routed	544354	—	—	54	11.89	
.135" Thickness						
5" SQ x 84" Line - Routed	528274	528270	—	36	11.00	
5" SQ x 84" End - Routed	528284	528280	—	36	11.00	
5" SQ x 84" Corner - Routed	528294	528290	—	36	11.00	

N/A means the item is not available from manufacturer.

"—" means the item is available. Please contact your Master Halco branch.

US Availability: West

Lineals

Posts for Solid Privacy / For 52" Window (68" Body) • Routed for 1-3/4" x 8" Rails

DESCRIPTION	PART NO. WHITE	PART NO. TAN	PART NO. CLAY	BUNDLE QTY.	WEIGHT EA.	NOTES
.135" Thickness						
5" SQ x 96" Line - Routed	10500W	10500T	10500C	54	13.00	
5" SQ x 96" End - Routed	10501W	10501T	10501C	54	13.00	
5" SQ x 96" Corner - Routed	10502W	10502T	10502C	54	13.00	

Posts for Solid Privacy / For 57" Window (68" Body) • Routed for 1-1/2" x 5-1/2" Rails

DESCRIPTION	PART NO. WHITE	PART NO. TAN	PART NO. CLAY	BUNDLE QTY.	WEIGHT EA.	NOTES
.135" Thickness						
5" SQ x 96" Line - Routed	10503W	10503T	10503C	54	13.00	
5" SQ x 96" End - Routed	10504W	10504T	10504C	54	13.00	
5" SQ x 96" Corner - Routed	10505W	10505T	10505C	54	13.00	

Posts for Solid Privacy / For 59" Window (70" Body) • Routed for 1-1/2" x 5-1/2" Rails

DESCRIPTION	PART NO. WHITE	PART NO. TAN	PART NO. CLAY	BUNDLE QTY.	WEIGHT EA.	NOTES
.135" Thickness						
5" SQ x 96" Line - Routed	460634	000U08	—	54	13.00	
5" SQ x 96" End - Routed	460644	000U09	—	54	13.00	
5" SQ x 96" Corner - Routed	460654	000U07	—	54	13.00	

N/A means the item is not available from manufacturer.

"—" means the item is available. Please contact your Master Halco branch.

US Availability: West

Post Caps, Picket Caps, and Rail Caps

DESCRIPTION	PART NO. WHITE	PART NO. TAN	PART NO. CLAY	WEIGHT EA.	NOTES
4" SQ Pyramid Post Cap	521884	521880	—	0.13	
5" SQ Pyramid Post Cap	532944	532940	532948	0.20	
2" x 6" Pyramid Post Cap	304J00	305J00	—	0.22	
7/8" x 3" Dog Ear Picket Cap	532954	532950	—	0.04	
7/8" x 3" Spade Picket Cap	522364	522360	—	0.06	
1-1/2" x 5-1/2" Rail Cap	532994	532990	—	0.50	
5/8" Plug Cap for Rail	113B00	533213	—	0.01	

Screw Caps

DESCRIPTION	PART NO. WHITE	PART NO. TAN	CASE QTY.	WEIGHT EA.	NOTES
Screw Cap	532974	532970	5000	0.0025	

Screws

DESCRIPTION	PART NO.	CASE QTY.	WEIGHT EA.	NOTES
#8 x 3/4" Stainless Steel	522105	7500	0.035	
Screw Washers	522125	5000	0.001	

N/A means the item is not available from manufacturer.

"—" means the item is available. Please contact your Master Halco branch.

US Availability: West

Hardware and Accessories

Rook Post Mount / Includes 2 Post Mounts and Hex Stainless Steel Screws

DESCRIPTION	PART NO. WHITE	PART NO. TAN	WEIGHT EA.	NOTES
2-3/8" x 5" Post Mount	147Y00	—	1.75	

Donuts / Aluminum

DESCRIPTION	PART NO.	CASE QTY.	WEIGHT EA.	NOTES
4" Donut for 1-7/8" O.D. Post	622P00	50	0.75	
5" Donut for 1-7/8" O.D. Post	903B00	50	0.94	

Rail Stiffeners / Steel

DESCRIPTION	PART NO.	WEIGHT EA.	NOTES
1-1/2" x 5-1/2" x 82" - U Shape	206W00	2.50	
1-3/16" x 1-3/8" x 96" for Pocket Rail	679M00	2.95	
1-3/16" x 1-1/2" x 96" for Pocket Rail	719V00	3.40	
2" x 3-1/2" x 96" for Picket Rail	011709	8.40	

Post Stiffeners / Steel

DESCRIPTION	PART NO.	WEIGHT EA.	NOTES
1-3/8" x 1-5/8" x 95-1/2" with .052 wall	529300	6.85	
5" x 5" x 96" 14 ga. for Gate Post - U Shape	543002	15.00	
5" x 5" x 96" 14 ga. for Gate Post - L Shape	459W00	15.00	
5" x 5" x 96" for Gate Post	011270	24.00	

N/A means the item is not available from manufacturer.
 "—" means the item is available. Please contact your Master Halco branch.

US Availability: West

Gate Hardware / Stainless Steel

DESCRIPTION	PART NO. BLACK	PART NO. WHITE	WEIGHT EA.	NOTES
Non-Self Closing Hinge	552J00	457704	2.89	
3-1/2" x 1-1/2" Hinge	810H00	146C00	2.88	
3-1/2" x 1-1/2" Self-Closing Hinge	033X00	—	3.75	
3-1/2" x 3-1/2" Heavy Duty Hinge	522140	—	4.97	
3-1/2" x 1-1/2" Latch	145C00	147C00	2.00	
3-1/2" x 3-1/2" Heavy Duty Latch	522118	—	2.80	
Paddle Latch	457W00	457754	1.90	
24" Drop Rod	—	457734	3.10	
5/8" x 36" Drop Rod with Guide	694B00	—	3.00	

Gate Uprights

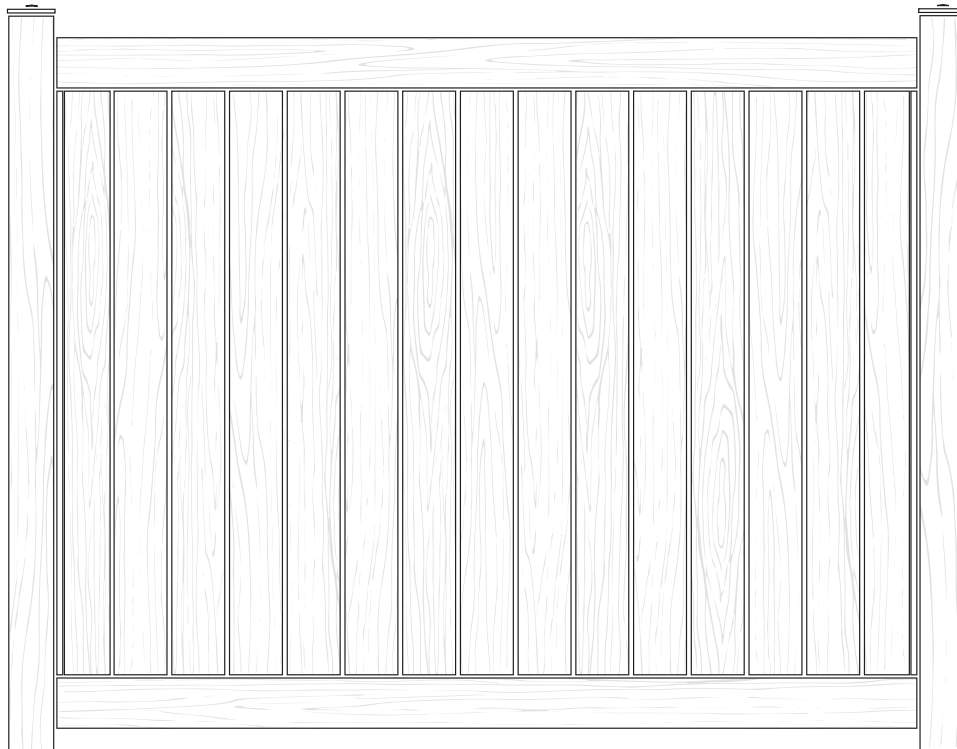
DESCRIPTION	PART NO. WHITE	PART NO. TAN	PART NO. CLAY	WEIGHT EA.	NOTES
2" x 3-1/2" x 70"	012398	432Y00	012388	4.33	
4" SQ x 72"	534794	534790	—	8.88	

Gate Brace Kits

DESCRIPTION	PART NO. WHITE	PART NO. TAN	PART NO. CLAY	WEIGHT EA.	NOTES
Single Swing Gate Stability Kit	000X30	—	—	2.84	

N/A means the item is not available from manufacturer.
 "—" means the item is available. Please contact your Master Halco branch.

US Availability: West

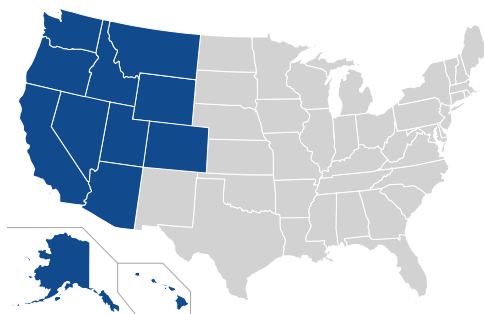


Classically Styled Wood Grain Vinyl Fencing

Product Features

- The wood grain resembles the look of natural wood
- Available in wood grain colors: Dark Walnut, Driftwood, and Weathered Aspen
- Durable and Maintenance-Free: won't peel, rot, blister, flake, or corrode
- Made with recycled vinyl material
- Manufactured in USA
- Limited Lifetime Transferable Warranty

US Availability: West



Solid Privacy - Woodgrain

DESCRIPTION	PART NO. DARK WALNUT	PART NO. DRIFTWOOD	PART NO. WEATHERED ASPEN	WEIGHT EA.	NOTES
6' High Panel - 57" Window*					
1-1/2" x 5-1/2" x 71-1/2" Rail	982X00	579Y00	977X00	6.14	
60" Single Groove Picket	012307	000X33	976X00	4.41	
57" U-Channel	012316	659Y00	010666	0.44	
5" SQ x 96" Line Post	000X03†	010596	010595	15.00	
5" SQ x 96" End Post	000X04†	010598	010597	15.00	
5" SQ x 96" Corner Post	433Y00†	010600	010599	15.00	
5" SQ x 96" Blank Post	893X00†	637X00	639X00	14.41	
5" SQ Pyramid Post Cap	998X00	010670	010669	0.20	
6' High Panel - 59" Window*					
1-1/2" x 5-1/2" x 71-1/2" Rail	982X00	579Y00	977X00	6.14	
62-1/4" Single Groove Picket	973X00	638X00	640X00	3.38	
59" U-Channel	974X00	010667	010665	0.71	
5" SQ x 96" Line Post	000X03†	010596	010595	15.00	
5" SQ x 96" End Post	000X04†	010598	010597	15.00	
5" SQ x 96" Corner Post	433Y00†	010600	010599	15.00	
5" SQ x 96" Blank Post	893X00†	637X00	639X00	15.00	
5" SQ Pyramid Post Cap	998X00	010670	010669	0.20	

Need 6 pickets per panel

Posts are .135" wall unless noted otherwise

† Denotes .150" wall

* Denotes National Pool Code Compliant configuration

N/A means the item is not available from manufacturer.

"—" means the item is available. Please contact your Master Halco branch.

US Availability: West

Solid Privacy - Woodgrain

DESCRIPTION	PART NO. DARK WALNUT	PART NO. DRIFTWOOD	PART NO. WEATHERED ASPEN	WEIGHT EA.	NOTES
6' High Panel - 57" Window*					
1-1/2" x 5-1/2" x 83" Rail	—	012339	012338	6.14	
60" Single Groove Picket	012307	000X33	976X00	4.41	
57" U-Channel	012316	659Y00	010666	0.44	
5" SQ x 96" Line Post	000X03†	010596	010595	15.00	
5" SQ x 96" End Post	000X04†	010598	010597	15.00	
5" SQ x 96" Corner Post	433Y00†	010600	010599	15.00	
5" SQ x 96" Blank Post	893X00†	637X00	639X00	15.00	
5" SQ Pyramid Post Cap	998X00	010670	010669	0.20	

6' High Panel - 59" Window*

1-1/2" x 5-1/2" x 83" Rail	—	012339	012338	6.14	
62-1/4" Single Groove Picket	973X00	638X00	640X00	3.38	
59" U-Channel	974X00	010667	010665	0.71	
5" SQ x 96" Line Post	000X03†	010596	010595	15.00	
5" SQ x 96" End Post	000X04†	010598	010597	15.00	
5" SQ x 96" Corner Post	433Y00†	010600	010599	15.00	
5" SQ x 96" Blank Post	893X00†	637X00	639X00	15.00	
5" SQ Pyramid Post Cap	998X00	010670	010669	0.20	

Need 7 pickets per panel

Posts are .135" wall unless noted otherwise

† Denotes .150" wall

* Denotes National Pool Code Compliant configuration

N/A means the item is not available from manufacturer.

"—" means the item is available. Please contact your Master Halco branch.

US Availability: West

Solid Privacy - Woodgrain

DESCRIPTION	PART NO. DARK WALNUT	PART NO. DRIFTWOOD	PART NO. WEATHERED ASPEN	WEIGHT EA.	NOTES
6' High Panel - 57" Window*					
1-1/2" x 5-1/2" x 95" Rail	N01174	636X00	635X00	6.50	
60" Single Groove Picket	012307	000X33	976X00	4.41	
57" U-Channel	012316	659Y00	010666	0.44	
5" SQ x 96" Line Post	000X03†	010596	010595	15.00	
5" SQ x 96" End Post	000X04†	010598	010597	15.00	
5" SQ x 96" Corner Post	433Y00†	010600	010599	15.00	
5" SQ x 96" Blank Post	893X00†	637X00	639X00	14.41	
5" SQ Pyramid Post Cap	998X00	010670	010669	0.20	
6' High Panel - 59" Window*					
1-1/2" x 5-1/2" x 95" Rail	N01174	636X00	635X00	6.50	
62-1/4" Single Groove Picket	973X00	638X00	640X00	3.38	
59" U-Channel	974X00	010667	010665	0.71	
5" SQ x 96" Line Post	000X03†	010596	010595	15.00	
5" SQ x 96" End Post	000X04†	010598	010597	15.00	
5" SQ x 96" Corner Post	433Y00†	010600	010599	15.00	
5" SQ x 96" Blank Post	893X00†	637X00	639X00	15.00	
5" SQ Pyramid Post Cap	998X00	010670	010669	0.20	

Need 8 pickets per panel

Posts are .135" wall unless noted otherwise

† Denotes .150" wall

* Denotes National Pool Code Compliant configuration

N/A means the item is not available from manufacturer.

"—" means the item is available. Please contact your Master Halco branch.

US Availability: West

Lineals

Single Groove Pickets - Woodgrain

DESCRIPTION	PART NO. DARK WALNUT	PART NO. DRIFTWOOD	PART NO. WEATHERED ASPEN	BUNDLE QTY.	WEIGHT EA.	NOTES
.045" Thickness						
7/8" x 11.3" x 55"	—	012295	975X00	137	0.55	
7/8" x 11.3" x 60"	012307	000X33	976X00	137	0.61	
7/8" x 11.3" x 62-1/4"	973X00	638X00	640X00	137	0.71	
7/8" x 11.3" x 192"	—	012296	012294	52	1.53	

U-Channels - Woodgrain

DESCRIPTION	PART NO. DARK WALNUT	PART NO. DRIFTWOOD	PART NO. WEATHERED ASPEN	BUNDLE QTY.	WEIGHT EA.	NOTES
.060" Thickness						
7/8" x 1-1/4" x 57"	012316	659Y00	010666	70	0.61	
7/8" x 1-1/4" x 59"	974X00	010667	010665	70	0.71	

Dura Rails - Woodgrain / Smooth

DESCRIPTION	PART NO. DARK WALNUT	PART NO. DRIFTWOOD	PART NO. WEATHERED ASPEN	BUNDLE QTY.	WEIGHT EA.	NOTES
.090" Thickness						
1-1/2" x 5-1/2" x 71-1/2"	982X00	579Y00	977X00	120	6.14	
1-1/2" x 5-1/2" x 83"	—	012339	012338	120	6.14	
1-1/2" x 5-1/2" x 95"	N01174	636X00	635X00	120	6.50	
1-1/2" x 5-1/2" x 144"	012389	—	—	120	6.14	

N/A means the item is not available from manufacturer.

"—" means the item is available. Please contact your Master Halco branch.

US Availability: West

5" SQ Blank Posts - Woodgrain

HEIGHT	PART NO. DARK WALNUT	PART NO. DRIFTWOOD	PART NO. WEATHERED ASPEN	BUNDLE QTY.	WEIGHT EA.	NOTES
.135" Thickness						
96"	—	637X00	639X00	54	13.00	
.150" Thickness						
96"	893X00	—	—	54	14.92	

Posts for Solid Privacy - Woodgrain / For 57" Window (68" Body) or 59" Window (70" Body) • Routed for 1-1/2" x 5-1/2" Rails

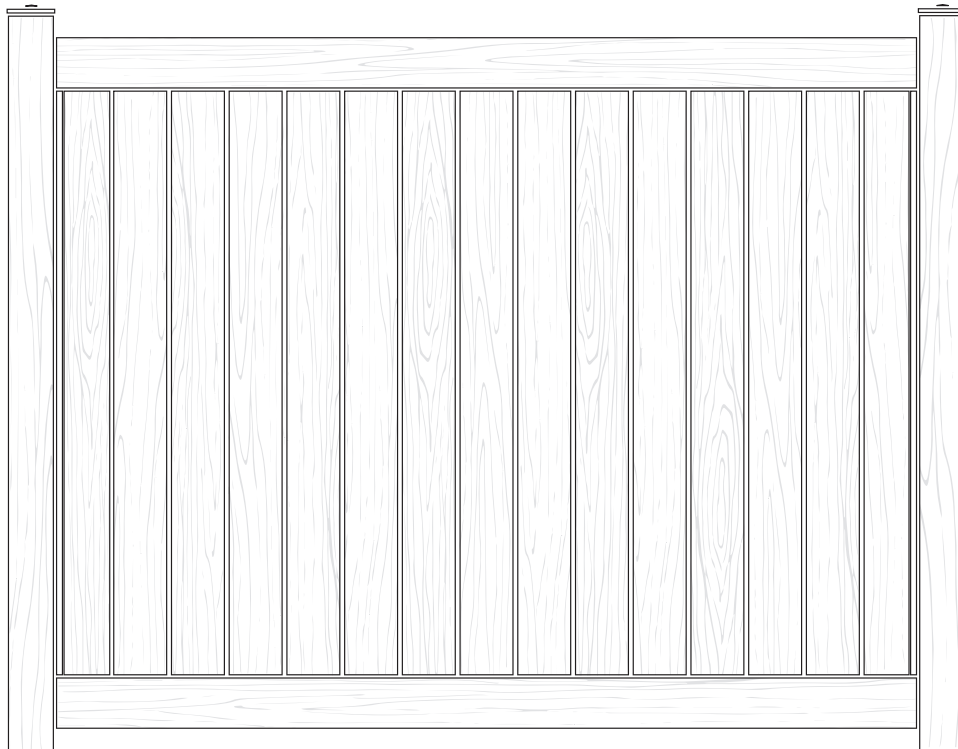
DESCRIPTION	PART NO. DARK WALNUT	PART NO. DRIFTWOOD	PART NO. WEATHERED ASPEN	BUNDLE QTY.	WEIGHT EA.	NOTES
.135" Thickness						
5" SQ x 96" Line - Routed	—	010596	010595	54	13.00	
5" SQ x 96" End - Routed	—	010598	010597	54	13.00	
5" SQ x 96" Corner - Routed	—	010600	010599	54	13.00	
.150" Thickness						
5" SQ x 96" Line - Routed	000X03	—	—	54	15.00	
5" SQ x 96" End - Routed	000X04	—	—	54	15.00	
5" SQ x 96" Corner - Routed	433Y00	—	—	54	15.00	

Post Caps - Woodgrain

DESCRIPTION	PART NO. DARK WALNUT	PART NO. DRIFTWOOD	PART NO. WEATHERED ASPEN	WEIGHT EA.	NOTES
5" SQ Pyramid Post Cap	998X00	010670	010669	0.13	

N/A means the item is not available from manufacturer.
 "—" means the item is available. Please contact your Master Halco branch.

US Availability: West

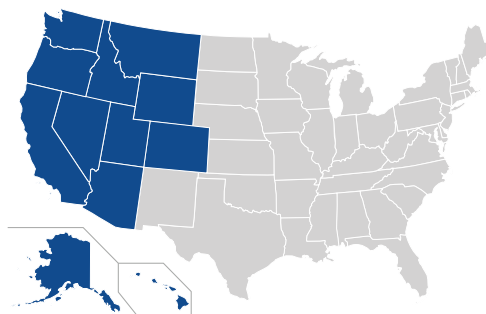


Classically Styled Embossed Vinyl Fencing

Product Features

- The embossed surface creates a tactile wood grain like texture
- Available in embossed colors: Tan, Clay, and Driftwood
- Durable and Maintenance-Free: won't peel, rot, blister, flake, or corrode
- Made with recycled vinyl material
- Manufactured in USA
- Limited Lifetime Transferable Warranty

US Availability: West



Solid Privacy - Embossed

DESCRIPTION	PART NO. TAN	PART NO. CLAY	PART NO. DRIFTWOOD	WEIGHT EA.	NOTES
6' High Panel - 57" Window*					
1-1/2" x 5-1/2" x 71-1/2" Rail	012360	012362	000X32	6.14	
60" Single Groove Picket	012297	012298	012299	6.50	
57" U-Channel	10519T	10519C	659Y00	0.61	
5" SQ x 96" Line Post	012378	012381	012384	13.00	
5" SQ x 96" End Post	012379	012382	012385	13.00	
5" SQ x 96" Corner Post	012380	012383	012386	13.00	
5" SQ x 96" Blank Post	892Y00	956Y00	012376	13.00	
5" SQ Pyramid Post Cap	532940	532948	010670	0.20	
6' High Panel - 59" Window*					
1-1/2" x 5-1/2" x 71-1/2" Rail	012360	012362	000X32	6.14	
62-1/4" Single Groove Picket	010605	960Y00	012300	6.70	
62-1/4" Double Groove Picket	N00920	—	—	6.50	
59" U-Channel	525020	525028	010667	0.71	
5" SQ x 96" Line Post	012378	012381	012384	13.00	
5" SQ x 96" End Post	012379	012382	012385	13.00	
5" SQ x 96" Corner Post	012380	012383	012386	13.00	
5" SQ x 96" Blank Post	892Y00	956Y00	012376	13.00	
5" SQ Pyramid Post Cap	532940	532948	010670	0.20	

Need 6 pickets per panel

All posts .135" wall

* Denotes National Pool Code Compliant configuration

N/A means the item is not available from manufacturer.

"—" means the item is available. Please contact your Master Halco branch.

US Availability: West

Solid Privacy - Embossed

DESCRIPTION	PART NO. TAN	PART NO. CLAY	PART NO. DRIFTWOOD	WEIGHT EA.	NOTES
6' High Panel - 57" Window*					
1-1/2" x 5-1/2" x 83" Rail	012361	10516C	012364	6.14	
60" Single Groove Picket	012297	012298	012299	6.50	
57" U-Channel	10519T	10519C	659Y00	0.61	
5" SQ x 96" Line Post	012378	012381	012384	13.00	
5" SQ x 96" End Post	012379	012382	012385	13.00	
5" SQ x 96" Corner Post	012380	012383	012386	13.00	
5" SQ x 96" Blank Post	892Y00	956Y00	012376	13.00	
5" SQ Pyramid Post Cap	532940	532948	010670	0.20	

6' High Panel - 59" Window*

1-1/2" x 5-1/2" x 83" Rail	012361	10516C	012364	6.50	
62-1/4" Single Groove Picket	010605	960Y00	012300	6.70	
62-1/4" Double Groove Picket	N00920	—	—	6.50	
59" U-Channel	525020	525028	010667	0.71	
5" SQ x 96" Line Post	012378	012381	012384	13.00	
5" SQ x 96" End Post	012379	012382	012385	13.00	
5" SQ x 96" Corner Post	012380	012383	012386	13.00	
5" SQ x 96" Blank Post	892Y00	956Y00	012376	13.00	
5" SQ Pyramid Post Cap	532940	532948	010670	0.20	

Need 7 pickets per panel
 All posts .135" wall
 * Denotes National Pool Code Compliant configuration

N/A means the item is not available from manufacturer.
 "—" means the item is available. Please contact your Master Halco branch.

US Availability: West

Solid Privacy - Embossed

DESCRIPTION	PART NO. TAN	PART NO. CLAY	PART NO. DRIFTWOOD	WEIGHT EA.	NOTES
6' High Panel - 57" Window*					
1/2" x 5-1/2" x 95" Rail	010601	010602	256Y00	6.50	
60" Single Groove Picket	012297	012298	012299	6.50	
57" U-Channel	10519T	10519C	659Y00	0.61	
5" SQ x 96" Line Post	012378	012381	012384	13.00	
5" SQ x 96" End Post	012379	012382	012385	13.00	
5" SQ x 96" Corner Post	012380	012383	012386	13.00	
5" SQ x 96" Blank Post	892Y00	956Y00	012376	13.00	
5" SQ Pyramid Post Cap	532940	532948	010670	0.20	
6' High Panel - 59" Window*					
1-1/2" x 5-1/2" x 95" Rail	010601	010602	256Y00	6.50	
62-1/4" Single Groove Picket	010605	960Y00	012300	6.70	
62-1/4" Double Groove Picket	N00920	—	—	6.50	
59" U-Channel	525020	525028	010667	0.71	
5" SQ x 96" Line Post	012378	012381	012384	13.00	
5" SQ x 96" End Post	012379	012382	012385	13.00	
5" SQ x 96" Corner Post	012380	012383	012386	13.00	
5" SQ x 96" Blank Post	892Y00	956Y00	012376	13.00	
5" SQ Pyramid Post Cap	532940	532948	010670	0.20	

Need 8 pickets per panel

All posts .135" wall

* Denotes National Pool Code Compliant configuration

N/A means the item is not available from manufacturer.

"—" means the item is available. Please contact your Master Halco branch.

US Availability: West

Lineals

Single Groove Pickets - Embossed

DESCRIPTION	PART NO. TAN	PART NO. CLAY	PART NO. DRIFTWOOD	BUNDLE QTY.	WEIGHT EA.	NOTES
.045" Thickness						
7/8" x 11.3" x 55"	892X00	—	—	137	3.78	
7/8" x 11.3" x 60"	012297	012298	012299	137	6.50	
7/8" x 11.3" x 62-1/4"	010605	960Y00	012300	137	6.70	
7/8" x 11.3" x 76"	007Z00	—	—	137	7.28	

Double Groove Pickets - Embossed

DESCRIPTION	PART NO. TAN	PART NO. CLAY	PART NO. DRIFTWOOD	BUNDLE QTY.	WEIGHT EA.	NOTES
.045" Thickness						
7/8" x 11.3" x 62-1/4"	N00920	—	—	137	6.50	
7/8" x 11.3" x 76"	N00921	—	—	137	7.28	

U-Channels

DESCRIPTION	PART NO. TAN	PART NO. CLAY	PART NO. DRIFTWOOD	BUNDLE QTY.	WEIGHT EA.	NOTES
.060" Thickness						
7/8" x 1-1/4" x 52"	10518T	10518C	—	70	0.55	
7/8" x 1-1/4" x 57"	10519T	10519C	659Y00	70	0.61	
7/8" x 1-1/4" x 59"	525020	525028	010667	70	0.71	

Dura Rails - Embossed / Smooth

DESCRIPTION	PART NO. TAN	PART NO. CLAY	PART NO. DRIFTWOOD	BUNDLE QTY.	WEIGHT EA.	NOTES
.090" Thickness						
1-1/2" x 5-1/2" x 71-1/2"	012360	012362	000X32	120	4.90	
1-1/2" x 5-1/2" x 83"	012361	10516C	012364	120	7.50	
1-1/2" x 5-1/2" x 95"	010601	010602	256Y00	120	6.50	

N/A means the item is not available from manufacturer.

"—" means the item is available. Please contact your Master Halco branch.

US Availability: West

5" SQ Blank Posts - Embossed

HEIGHT	PART NO. TAN	PART NO. CLAY	PART NO. DRIFTWOOD	BUNDLE QTY.	WEIGHT EA.	NOTES
.135" Thickness						
96"	892Y00	956Y00	012376	54	13.00	
.150" Thickness						
96"	010603	010604	012377	54	16.00	

Posts for Solid Privacy - Embossed / For 57" Window (68" Body) or for 59" Window (70" Body) • Routed for 1-1/2" x 5-1/2" Rails

DESCRIPTION	PART NO. TAN	PART NO. CLAY	PART NO. DRIFTWOOD	BUNDLE QTY.	WEIGHT EA.	NOTES
.135" Thickness						
5" SQ x 96" Line - Routed	012378	012381	012384	54	13.00	
5" SQ x 96" End - Routed	012379	012382	012385	54	13.00	
5" SQ x 96" Corner - Routed	012380	012383	012386	54	13.00	

Post Cap

DESCRIPTION	PART NO. TAN	PART NO. CLAY	PART NO. DRIFTWOOD	WEIGHT EA.	NOTES
5" SQ Pyramid Post Cap	532940	532948	010670	0.13	


N/A means the item is not available from manufacturer.
 "—" means the item is available. Please contact your Master Halco branch.

US Availability: West

NOTES

US Availability: West

PVC-78

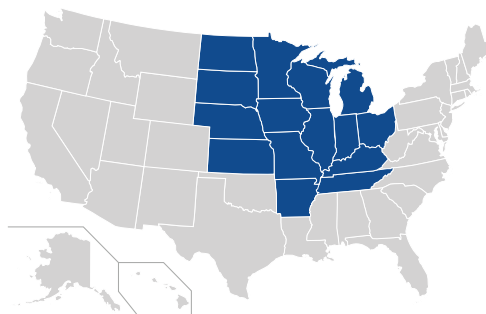


Classically Styled Vinyl Fencing

Product Features

- Rackable privacy panels (up to 12 inches over 8 feet)
- Interlocking panel technology
- Matching gates available
- Made with recycled vinyl material
- Transferable Limited Lifetime Warranty
- Spec Sheets and Line Drawings available

US Availability: Midwest






Legend® - Vinyl Fencing - LGD Series



Solid Privacy • 8' Wide • 1/2" x 7-1/2" Interlocking T&G Pickets

Pocket Rail / 1-1/2" x 5-1/2" Top and Bottom Rails

DESCRIPTION	PART NO. WHITE	PART NO. TAN	WEIGHT EA.	NOTES
5' High Panel*	012663	012664	56.66	
5" SQ x 96" Line Post	534744	534930	13.83	
5" SQ x 96" End Post	534754	534940	13.83	
5" SQ x 96" Corner Post	534764	534950	13.83	
5" SQ x 96" Blank Post	532853	532858	13.83	
48" Wide Gate	10455W	10455T	43.00	
60" Wide Gate	10454W	10454T	52.00	
48" Wide Arched Gate	10461W	10461T	45.00	
60" Wide Arched Gate	10459W	10459T	55.00	
5" SQ Pyramid Post Cap	532944	532940	0.20	
6' High Panel*	012665	012666	66.46	
5" SQ x 108" Line Post	367504	367500	15.28	
5" SQ x 108" End Post	367514	367510	15.28	
5" SQ x 108" Corner Post	367524	367520	15.28	
5" SQ x 108" Blank Post	367194	367190	15.28	
48" Wide Gate	10453W	10453T	50.00	
60" Wide Gate	10452W	10452T	61.00	
48" Wide Arched Gate	10460W	10460T	52.00	
60" Wide Arched Gate	10458W	10458T	64.00	
5" SQ Pyramid Post Cap	532944	532940	0.20	



Panel includes pickets, rails and u-channel with screws
Includes bottom rail stiffener
All posts .130" wall

* Denotes National Pool Code Compliant configuration
Gates must not use cross brace when installed around a pool


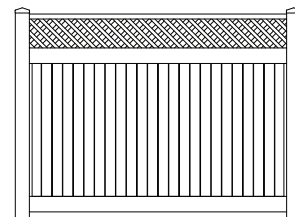
All gates are Single Swing. For a Double Swing gate, order 2.
Out-to-out is 2" shorter than gate opening width shown above
Allow 2" for standard gate hardware

US Availability: Midwest

PVC-80

Lattice Top - Pocket Rail / 1-3/4" x 1-3/4" Top Rail • 1-1/2" x 5-1/2" Mid and Bottom Rail

DESCRIPTION	PART NO. WHITE	PART NO. TAN	WEIGHT EA.	NOTES
6' High Panel*	012667	012668	70.76	
5" SQ x 108" Line Post	544424	544420	16.36	
5" SQ x 108" End Post	544434	544430	16.36	
5" SQ x 108" Corner Post	544444	544440	16.36	
5" SQ x 108" Blank Post	367194	367190	16.36	
48" Wide Gate	10457W	10457T	45.10	
60" Wide Gate	10456W	10456T	56.40	
5" SQ Pyramid Post Cap	532944	532940	0.20	



Panel includes pickets, rails, u-channels, and lattice kit
Includes bottom rail stiffener
All posts .130" wall

* Denotes National Pool Code Compliant configuration
Gates must not use cross brace when installed around a pool

All gates are Single Swing. For a Double Swing gate, order 2.
Out-to-out is 2" shorter than gate opening width shown above
Allow 2" for standard gate hardware

US Availability: Midwest


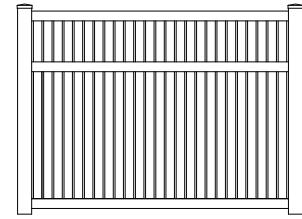
Legend® - Vinyl Fencing - LGD Series



Semi-Privacy • 8' Wide • 7/8" x 3" Pickets

3" Semi-Privacy / 1-3/4" x 3-1/2" all rails

DESCRIPTION	PART NO. WHITE	PART NO. TAN	WEIGHT EA.	NOTES
5' High Panel*	027444	027440	65.02	
5" SQ x 96" Line Post	027224	027220	13.83	
5" SQ x 96" End Post	027234	027230	13.83	
5" SQ x 96" Corner Post	027244	027240	13.83	
5" SQ x 96" Blank Post	532853	532858	13.83	
48" Wide Gate	027294	027290	40.00	
60" Wide Gate	027304	027300	48.00	
5" SQ Pyramid Post Cap	532944	532940	0.20	
6' High Panel*	027454	027450	74.02	
5" SQ x 108" Line Post	027324	027320	15.28	
5" SQ x 108" End Post	027334	027330	15.28	
5" SQ x 108" Corner Post	027344	027340	15.28	
5" SQ x 108" Blank Post	367194	367190	15.28	
48" Wide Gate	027384	027380	50.00	
60" Wide Gate	027394	027390	58.00	
5" SQ Pyramid Post Cap	532944	532940	0.20	



Kitted panels include all pickets and rails
Includes mid and bottom rail stiffeners
Picket spacing: 5/8" between pickets
All posts .130" wall


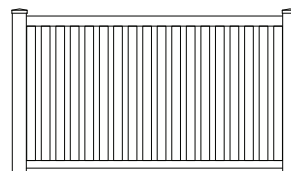
* Denotes National Pool Code Compliant configuration
Gates must not use cross brace when installed around a pool
All gates are Single Swing. For a Double Swing gate, order 2.
Out-to-out is 2" shorter than gate opening width shown above
Allow 2" for standard gate hardware

US Availability: Midwest

PVC-82

3" Closed Picket / 1-3/4" x 3-1/2" all rails

DESCRIPTION	PART NO. WHITE	PART NO. TAN	WEIGHT EA.	NOTES
3' High Panel	027424	027420	41.02	
4" SQ x 66" Line Post	027094	027090	8.27	
4" SQ x 66" End Post	027104	027100	8.27	
4" SQ x 66" Corner Post	027114	027110	8.27	
4" SQ x 66" Blank Post	554974	554970	8.27	
48" Wide Gate	027134	027130	25.00	
60" Wide Gate	027144	027140	29.00	
4" SQ Pyramid Post Cap	521884	521880	0.14	
4' High Panel*	027434	027430	49.77	
4" SQ x 78" Line Post	027164	027160	9.24	
4" SQ x 78" End Post	027174	027170	9.24	
4" SQ x 78" Corner Post	027184	027180	9.24	
4" SQ x 78" Blank Post	555794	555790	9.24	
48" Wide Gate	027204	027200	30.00	
60" Wide Gate	027214	027210	38.00	
4" SQ Pyramid Post Cap	521884	521880	0.14	



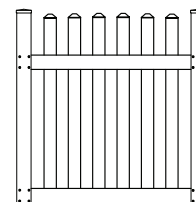
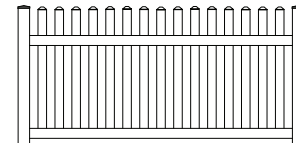
Kitted panels include all pickets and rails
Includes bottom rail stiffener
Picket spacing: 5/8" between pickets
All posts .135" wall

* Denotes National Pool Code Compliant configuration
Gates must not use cross brace when installed around a pool
All gates are Single Swing. For a Double Swing gate, order 2.
Out-to-out is 2" shorter than gate opening width shown above
Allow 2" for standard gate hardware

US Availability: Midwest

Dog Ear Straight Picket / 1-3/4" x 3-1/2" all rails

DESCRIPTION	PART NO. WHITE	PART NO. TAN	WEIGHT EA.	NOTES
3' High Panel	554934	554930	31.60	
4" SQ x 66" Line Post	554944	554940	8.27	
4" SQ x 66" End Post	554954	554950	8.27	
4" SQ x 66" Corner Post	554964	554960	8.27	
4" SQ x 66" Blank Post	554974	554970	8.27	
48" Wide Gate	554984	554980	35.00	
60" Wide Gate	554994	554990	43.00	
4" SQ Pyramid Post Cap	521884	521880	0.14	
3-1/2' High Panel	555634	555630	37.33	
4" SQ x 72" Line Post	555644	555640	8.49	
4" SQ x 72" End Post	555654	555650	8.49	
4" SQ x 72" Corner Post	555664	555660	8.49	
4" SQ x 72" Blank Post	555674	555670	8.49	
48" Wide Gate	555684	555680	40.00	
60" Wide Gate	555694	555690	48.00	
4" SQ Pyramid Post Cap	521884	521880	0.14	
4' High Panel	555754	555750	42.40	
4" SQ x 78" Line Post	555764	555760	9.24	
4" SQ x 78" End Post	555774	555770	9.24	
4" SQ x 78" Corner Post	555784	555780	9.24	
4" SQ x 78" Blank Post	555794	555790	9.24	
48" Wide Gate	555804	555800	45.00	
60" Wide Gate	555814	555810	53.00	
4" SQ Pyramid Post Cap	521884	521880	0.14	



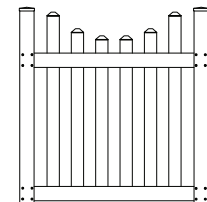
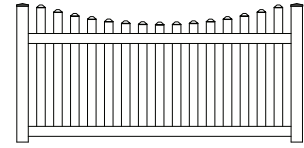
Kitted panels include all pickets, rails and picket caps
Includes bottom rail stiffener
Picket spacing: 2-15/16" between pickets
All posts .135" wall

* Denotes National Pool Code Compliant configuration
Gates must not use cross brace when installed around a pool
All gates are Single Swing. For a Double Swing gate, order 2.
Out-to-out is 2" shorter than gate opening width shown above
Allow 2" for standard gate hardware

US Availability: Midwest

Dog Ear Scallop Picket / 1-3/4" x 3-1/2" all rails

DESCRIPTION	PART NO. WHITE	PART NO. TAN	WEIGHT EA.	NOTES
3' High Panel	554824	554820	31.60	
4" SQ x 66" Line Post	554944	554940	8.27	
4" SQ x 66" End Post	554954	554950	8.27	
4" SQ x 66" Corner Post	554964	554960	8.27	
4" SQ x 66" Blank Post	554974	554970	8.27	
48" Wide Gate	555834	555830	35.00	
60" Wide Gate	555844	555840	43.00	
4" SQ Pyramid Post Cap	521884	521880	0.14	
3-1/2' High Panel	555854	555850	37.33	
4" SQ x 72" Line Post	555644	555640	8.49	
4" SQ x 72" End Post	555654	555650	8.49	
4" SQ x 72" Corner Post	555664	555660	8.49	
4" SQ x 72" Blank Post	555674	555670	8.49	
48" Wide Gate	555864	555860	40.00	
60" Wide Gate	555874	555870	48.00	
4" SQ Pyramid Post Cap	521884	521880	0.14	
4' High Panel	555884	555880	42.40	
4" SQ x 78" Line Post	555764	555760	9.24	
4" SQ x 78" End Post	555774	555770	9.24	
4" SQ x 78" Corner Post	555784	555780	9.24	
4" SQ x 78" Blank Post	555794	555790	9.24	
48" Wide Gate	555894	555890	45.00	
60" Wide Gate	555904	555900	53.00	
4" SQ Pyramid Post Cap	521884	521880	0.14	



Kitted panels include all pickets, rails and picket caps
 Includes bottom rail stiffener
 Picket spacing: 2-15/16" between pickets
 All posts .135" wall



* Denotes National Pool Code Compliant configuration
 Gates must not use cross brace when installed around a pool
 All gates are Single Swing. For a Double Swing gate, order 2.
 Out-to-out is 2" shorter than gate opening width shown above
 Allow 2" for standard gate hardware

US Availability: Midwest

Ranch Rail • 1-1/2" x 5-1/2" Rails

2 Rail / 10-1/2" rail spacing • Made with regrind vinyl material

DESCRIPTION	PART NO. WHITE	PART NO. TAN	WEIGHT EA.	NOTES
.130"W Posts / .080"W Rails				
16'W x 5-1/2"H Ranch Rail	544254	544250	12.12	
5" SQ x 60" Line Post	544364	544360	8.50	
5" SQ x 60" End Post	544374	544370	8.50	
5" SQ x 60" Corner Post	544384	544380	8.50	
5" SQ x 60" Blank Post	544394	—	8.50	
48" Wide Gate - virgin vinyl .100"W Rails	521614	521610	30.00	
72" Wide Gate - virgin vinyl .100"W Rails	521624	521620	35.00	
96" Wide Gate - virgin vinyl .100"W Rails	521634	521630	45.00	
5" SQ Pyramid Post Cap	532944	532940	0.20	
5" SQ Internal Pyramid Post Cap	521824	521820	0.18	



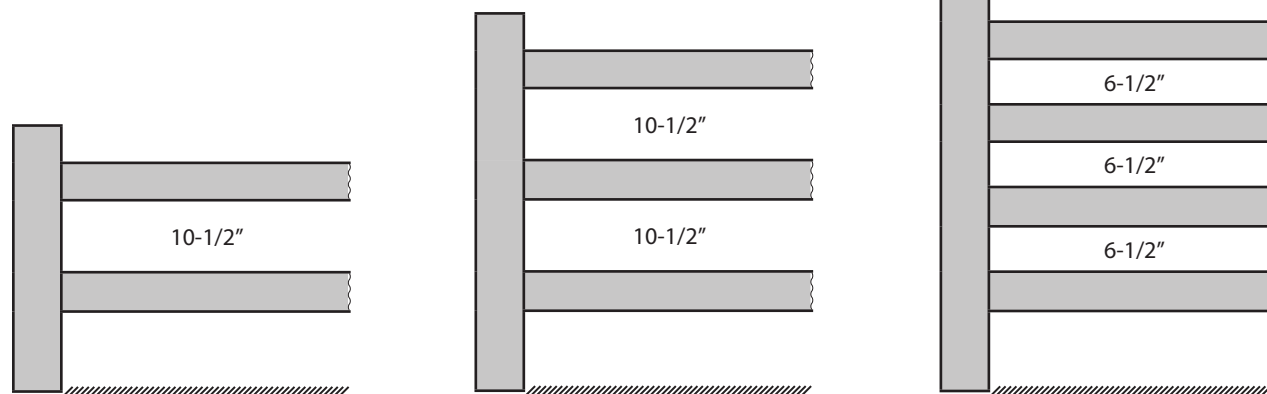
.150"W Posts / .100"W Rails

16'W x 5-1/2"H Ranch Rail	535164	—	14.98	
5" SQ x 60" Line Post	535004	—	9.09	
5" SQ x 60" End Post	535014	—	9.09	
5" SQ x 60" Corner Post	535024	—	9.09	
5" SQ x 60" Blank Post	535034	—	9.09	
48" Wide Gate - virgin vinyl .100"W Rails	521614	521610	30.00	
72" Wide Gate - virgin vinyl .100"W Rails	521624	521620	35.00	
96" Wide Gate - virgin vinyl .100"W Rails	521634	521630	45.00	
5" SQ Pyramid Post Cap	532944	532940	0.20	
5" SQ Internal Pyramid Post Cap	521824	521820	0.18	

No rail stiffeners needed

All gates are Single Swing. For a Double Swing gate, order 2.
Out-to-out is 2" shorter than gate opening width shown above
Allow 2" for standard gate hardware


N/A means the item is not available from manufacturer.
"—" means the item is available. Please contact your Master Halco branch.



US Availability: Midwest

3 Rail / 10-1/2" rail spacing • Made with regrind vinyl material

DESCRIPTION	PART NO. WHITE	PART NO. TAN	WEIGHT EA.	NOTES
.130"W Posts / .080"W Rails				
16' W x 5-1/2" H Ranch Rail	544254	544250	12.12	
5" SQ x 78" Line Post	544244	—	11.06	
5" SQ x 78" End Post	544224	—	11.06	
5" SQ x 78" Corner Post	544234	—	11.06	
5" SQ x 78" Blank Post	544404	—	11.06	
5" SQ x 84" Line Post	544304	544300	11.89	
5" SQ x 84" End Post	544314	544310	11.89	
5" SQ x 84" Corner Post	544324	544320	11.89	
5" SQ x 84" Blank Post	534704	—	11.89	
48" Wide Gate - virgin vinyl .100"W Rails	521664	521660	37.00	
72" Wide Gate - virgin vinyl .100"W Rails	521674	521670	41.00	
96" Wide Gate - virgin vinyl .100"W Rails	521684	521680	52.00	
5" SQ Pyramid Post Cap	532944	532940	0.20	
5" SQ Internal Pyramid Post Cap	521824	521820	0.18	



.150"W Posts / .100"W Rails

16' W x 5-1/2" H Ranch Rail	535164	—	14.98	
5" SQ x 78" Line Post	535044	—	11.83	
5" SQ x 78" End Post	535054	—	11.83	
5" SQ x 78" Corner Post	535064	—	11.83	
5" SQ x 78" Blank Post	535074	—	11.83	
5" SQ x 84" Line Post	535084	—	12.72	
5" SQ x 84" End Post	535094	—	12.72	
5" SQ x 84" Corner Post	535104	—	12.72	
5" SQ x 84" Blank Post	535114	—	12.72	
48" Wide Gate - virgin vinyl .100"W Rails	521664	521660	37.00	
72" Wide Gate - virgin vinyl .100"W Rails	521674	521670	41.00	
96" Wide Gate - virgin vinyl .100"W Rails	521684	521680	52.00	
5" SQ Pyramid Post Cap	532944	532940	0.20	
5" SQ Internal Pyramid Post Cap	521824	521820	0.18	

No rail stiffeners needed

All gates are Single Swing. For a Double Swing gate, order 2.
Out-to-out is 2" shorter than gate opening width shown above
Allow 2" for standard gate hardware


N/A means the item is not available from manufacturer.
"—" means the item is available. Please contact your Master Halco branch.
New part numbers available Spring 2018

US Availability: Midwest

Ranch Rail • 1-1/2" x 5-1/2" Rails

4 Rail / 6-1/2" rail spacing • Made with regrind vinyl material

DESCRIPTION	PART NO. WHITE	PART NO. TAN	WEIGHT EA.	NOTES
.130"W Posts / .080"W Rails				
16'W x 5-1/2"H Ranch Rail	544254	544250	12.12	
5" SQ x 84" Line Post	544334	544330	11.89	
5" SQ x 84" End Post	544344	544340	11.89	
5" SQ x 84" Corner Post	544354	544350	11.89	
5" SQ x 84" Blank Post	534704	—	11.89	
48" Wide Gate - virgin vinyl .100"W rails	521714	521710	43.00	
72" Wide Gate - virgin vinyl .100"W rails	521724	521720	46.00	
96" Wide Gate - virgin vinyl .100"W rails	521734	521730	59.00	
5" SQ Pyramid Post Cap	532944	532940	0.20	
5" SQ Internal Pyramid Post Cap	521824	521820	0.18	



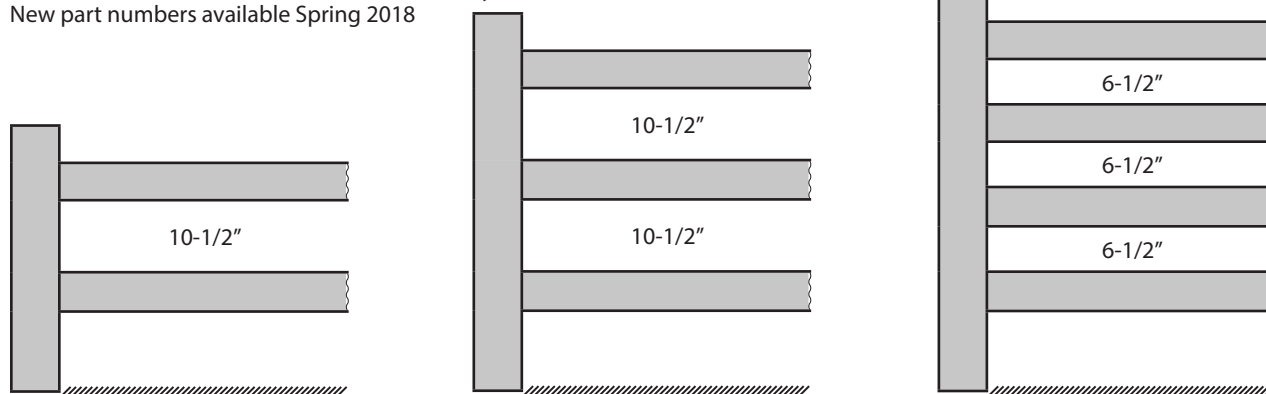
.150"W Posts / .100"W Rails

16'W x 5-1/2"H Ranch Rail	535164	—	14.98	
5" SQ x 84" Line Post	535124	—	12.72	
5" SQ x 84" End Post	535134	—	12.72	
5" SQ x 84" Corner Post	535144	—	12.72	
5" SQ x 84" Blank Post	535155	—	12.72	
48" Wide Gate - virgin vinyl .100"W rails	521714	521710	43.00	
72" Wide Gate - virgin vinyl .100"W rails	521724	521720	46.00	
96" Wide Gate - virgin vinyl .100"W rails	521734	521730	59.00	
5" SQ Pyramid Post Cap	532944	532940	0.20	
5" SQ Internal Pyramid Post Cap	521824	521820	0.18	

No rail stiffeners needed

All gates are Single Swing. For a Double Swing gate, order 2.
Out-to-out is 2" shorter than gate opening width shown above
Allow 2" for standard gate hardware



N/A means the item is not available from manufacturer.
"—" means the item is available. Please contact your Master Halco branch.
New part numbers available Spring 2018



US Availability: Midwest



2 Rail Premium / 10-1/2" rail spacing • Made of virgin vinyl

DESCRIPTION	PART NO. WHITE	PART NO. TAN	WEIGHT EA.	NOTES
.150"W Posts / .100"W Rails				
16'W x 5-1/2"H Ranch Rail	521594	521590	14.98	
5" SQ x 60" Line Post	521454	521450	9.09	
5" SQ x 60" End Post	521464	521460	9.09	
5" SQ x 60" Corner Post	521474	521470	9.09	
5" SQ x 60" Blank Post	532784	532780	9.09	
48" Wide Gate	521614	521610	30.00	
72" Wide Gate	521624	521620	35.00	
96" Wide Gate	521634	521630	45.00	
5" SQ Pyramid Post Cap	532944	532940	0.20	
5" SQ Internal Pyramid Post Cap	521824	521820	0.18	



3 Rail Premium / 10-1/2" rail spacing • Made of virgin vinyl

DESCRIPTION	PART NO. WHITE	PART NO. TAN	WEIGHT EA.	NOTES
.150"W Posts / .100"W Rails				
16'W x 5-1/2"H Ranch Rail	521594	521590	14.98	
5" SQ x 78" Line Post	535174	—	11.83	
5" SQ x 78" End Post	535184	—	11.83	
5" SQ x 78" Corner Post	535194	—	11.83	
5" SQ x 78" Blank Post	535204	—	11.83	
5" SQ x 84" Line Post	521504	521500	12.72	
5" SQ x 84" End Post	521514	521510	12.72	
5" SQ x 84" Corner Post	521524	521520	12.72	
5" SQ x 84" Blank Post	532794	532790	12.72	
48" Wide Gate	521664	521660	37.00	
72" Wide Gate	521674	521670	41.00	
96" Wide Gate	521684	521680	52.00	
5" SQ Pyramid Post Cap	532944	532940	0.20	
5" SQ Internal Pyramid Post Cap	521824	521820	0.18	



No rail stiffeners needed

All gates are Single Swing. For a Double Swing gate, order 2.
Out-to-out is 2" shorter than gate opening width shown above
Allow 2" for standard gate hardware


N/A means the item is not available from manufacturer.
"—" means the item is available. Please contact your Master Halco branch.
New part numbers available Spring 2018

US Availability: Midwest

Ranch Rail • 1-1/2" x 5-1/2" Rails

4 Rail Premium / 6-1/2" rail spacing • Made of virgin vinyl

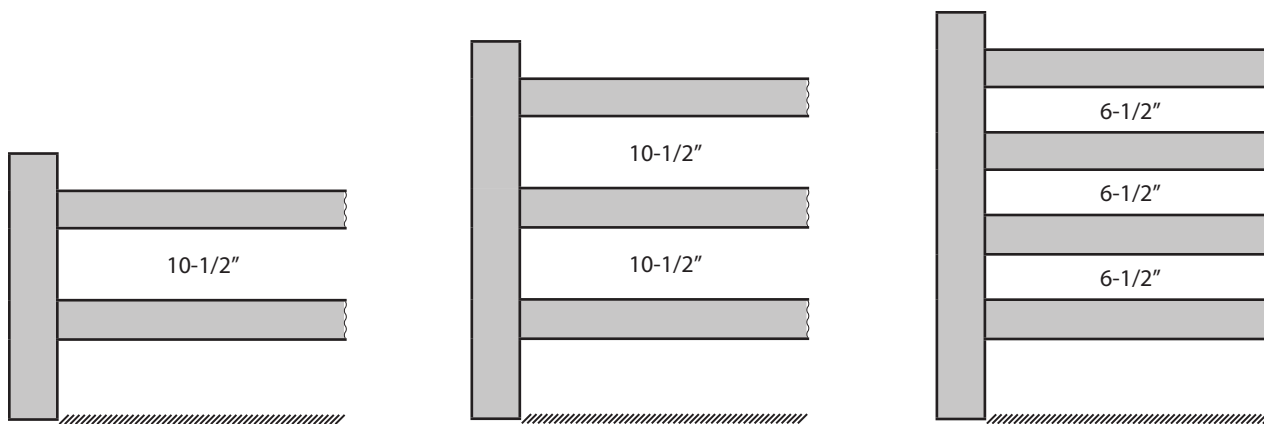
DESCRIPTION	PART NO. WHITE	PART NO. TAN	WEIGHT EA.	NOTES
.150"W Posts / .100"W Rails				
16' W x 5-1/2" H Ranch Rail	521594	521590	14.98	
5" SQ x 84" Line Post	521554	521550	12.72	
5" SQ x 84" End Post	521564	521560	12.72	
5" SQ x 84" Corner Post	521574	521570	12.72	
5" SQ x 84" Blank Post	532794	532790	12.72	
48" Wide Gate	521714	521710	43.00	
72" Wide Gate	521724	521720	46.00	
96" Wide Gate	521734	521730	59.00	
5" SQ Pyramid Post Cap	532944	532940	0.20	
5" SQ Internal Pyramid Post Cap	521824	521820	0.18	



No rail stiffeners needed

All gates are Single Swing. For a Double Swing gate, order 2.
Out-to-out is 2" shorter than gate opening width shown above
Allow 2" for standard gate hardware

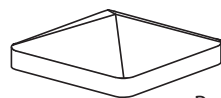
N/A means the item is not available from manufacturer.
"—" means the item is available. Please contact your Master Halco branch.
New part numbers available Spring 2018



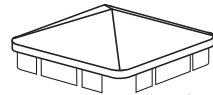
US Availability: Midwest

4" Post Caps

DESCRIPTION	PART NO. WHITE	PART NO. TAN	WEIGHT EA.	NOTES
Pyramid Post Cap	521884	521880	0.14	
French Gothic Post Cap	521774	521770	0.62	
Ball Post Cap	521794	521790	0.64	



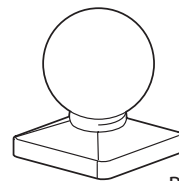
Pyramid



Internal



French Gothic



Ball

5" Post Caps

DESCRIPTION	PART NO. WHITE	PART NO. TAN	WEIGHT EA.	NOTES
Pyramid Post Cap	532944	532940	0.20	
Internal Pyramid Post Cap	521824	521820	0.18	
French Gothic Post Cap	521784	521780	1.04	
Ball Post Cap	521804	521800	0.43	

Post Stiffeners / Aluminum

DESCRIPTION	PART NO.	WEIGHT EA.	NOTES
64" for 4" SQ x 5'6" Line Post	008764	11.62	
70" for 4" SQ x 6' Line Post	008765	12.42	
76" for 4" SQ x 6'6" Line Post	008766	13.74	
82" for 5" SQ x 7' Line Post	543006	16.95	
94" for 5" SQ x 8' Line Post	543007	19.35	
106" for 5" SQ x 9' Gate Post	522092	21.76	

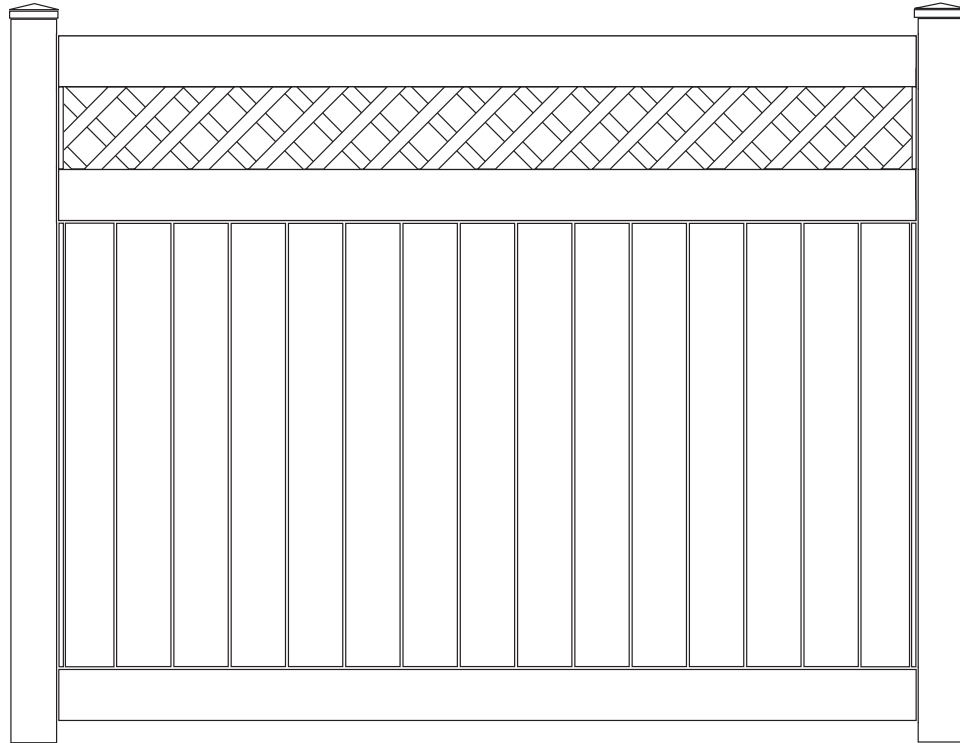
Gate Hardware / Includes screws

DESCRIPTION	PART NO. BLACK	WEIGHT	NOTES
3-1/2" Privacy Hinge (2 per bag)	008722	2.90	
3-1/2" Privacy Latch	008723	1.04	
5" Privacy Hinge (2 per bag)	008724	4.20	
5" Privacy Latch	008725	3.50	
5/8" x 46" Drop Rod (includes brackets and screws)	008726	5.99	

US Availability: Midwest

NOTES

US Availability: Midwest

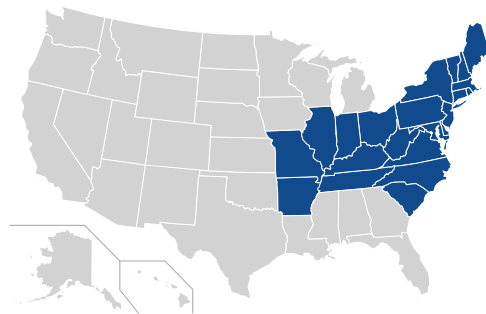


Classically Styled Vinyl Fencing

Product Features

- Full Product Offering: Privacy, Picket, Ranch Rail, and Pool Compliant Styles
- 25+ fence styles to choose from
- Available in White, Beige, and Gray
- Fully assembled panel program
- Fully assembled gates to match each style
- Full line of accessories available
- Made in USA
- Transferable Limited Lifetime Warranty

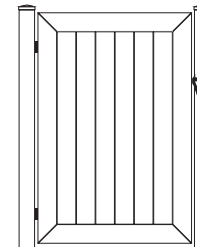
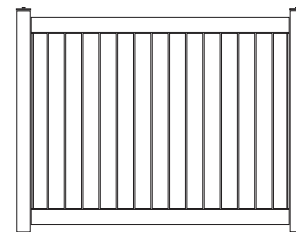
US Availability: East and Midwest



Solid Privacy • 8' Wide • 7/8" x 6" Pickets

Routed Rail / 1-1/2" x 5-1/2" all rails

DESCRIPTION	PART NO. WHITE	PART NO. BEIGE	PART NO. GRAY	BUNDLE QTY.	WEIGHT EA.	NOTES
4' High Panel	456384	456381	006341	12	36.30	
5" SQ x 84" End Post - Heavy Duty	456434	456136	991000	63	20.48	
5" SQ x 84" Blank Post - Heavy Duty	002907	006121	180Q00	63	20.48	
5" SQ x 84" Line Post	456394	456396	006340	63	13.02	
5" SQ x 84" End Post	456414	456415	006339	63	13.02	
5" SQ x 84" Corner Post	456404	456400	456403	63	13.02	
5" SQ x 84" Blank Post	456424	456051	007186	63	13.02	
36" Wide Gate	456079	456379	456378	12	45.00	
48" Wide Gate	456444	456448	456443	12	30.00	
60" Wide Gate	456454	456458	990000	12	40.00	
5" SQ Pyramid Post Cap	457104	457108	457105	160	0.23	
5' High Panel*	456464	456468	002503	12	45.65	
5" SQ x 96" End Post - Heavy Duty	456514	002121	—	63	22.60	
5" SQ x 96" Blank Post - Heavy Duty	004705	—	—	63	22.60	
5" SQ x 96" Line Post	456474	456478	002511	63	14.80	
5" SQ x 96" End Post	456494	455738	002504	63	14.80	
5" SQ x 96" Corner Post	456484	456488	002509	63	14.80	
5" SQ x 96" Blank Post	456504	456210	002510	63	14.80	
36" Wide Gate	003890	002518	002512	12	41.00	
48" Wide Gate	456524	456459	—	12	38.00	
60" Wide Gate	456534	—	—	12	50.00	
5" SQ Pyramid Post Cap	457104	457108	457105	160	0.23	



"V" Matched, 6" Tongue & Groove Panel

Fully assembled panels include all pickets, rails, and U-channels

Includes bottom rail stiffener

Heavy Duty Posts are .250"

Standard posts are .138"

* Denotes Pool Code Compliant configuration

Gates must not use cross brace when installed around a pool

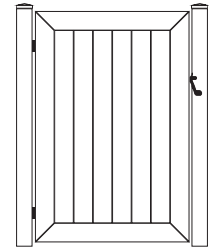
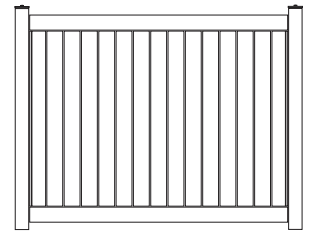
N/A means the item is not available from manufacturer.

"—" means the item is available. Please contact your Master Halco branch.

US Availability: East and Midwest

Routed Rail / 1-1/2" x 5-1/2" all rails

DESCRIPTION	PART NO. WHITE	PART NO. BEIGE	PART NO. GRAY	BUNDLE QTY.	WEIGHT EA.	NOTES
6' High Panel*	456004	456008	456005	12	55.00	
5" SQ x 108" End Post - Heavy Duty	456054	456058	456055	63	26.35	
5" SQ x 108" Blank Post - Heavy Duty	458384	458380	456185	63	26.35	
5" SQ x 108" Line Post	456014	456018	456015	63	16.67	
5" SQ x 108" End Post	456034	456038	456035	63	16.67	
5" SQ x 108" Corner Post	456024	456028	456025	63	16.67	
5" SQ x 108" Blank Post	456044	456048	456045	63	16.67	
36" Wide Gate	456076	002603	002749	12	40.00	
48" Wide Gate	456074	456078	456075	12	48.00	
48" Wide Arch Gate	456084	459530	—	12	40.00	
48" Wide Scallop Gate	456081	456335	—	12	46.00	
60" Wide Gate	456094	456098	456095	12	55.00	
60" Wide Arch Gate	456085	—	—	12	55.00	
60" Wide Scallop Gate	460204	—	—	12	55.00	
72" Wide Gate	456083	003840	—	12	55.00	
5" SQ Pyramid Post Cap	457104	457108	457105	160	0.23	



"V" Matched, 6" Tongue & Groove Panel
 Fully assembled panels include all pickets, rails, and U-channels
 Includes bottom rail stiffener
 Heavy Duty Posts are .250"
 Standard posts are .138"

* Denotes Pool Code Compliant configuration
 Gates must not use cross brace when installed around a pool

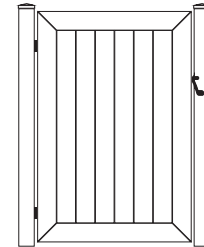
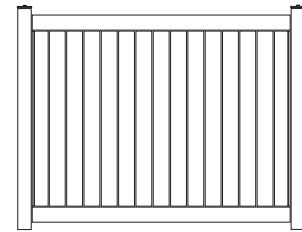
N/A means the item is not available from manufacturer.
 "—" means the item is available. Please contact your Master Halco branch.

US Availability: East and Midwest

Solid Privacy • 8' Wide • 7/8" x 6" Pickets

Routed Rail / 1-1/2" x 5-1/2" all rails

DESCRIPTION	PART NO. WHITE	PART NO. BEIGE	PART NO. GRAY	BUNDLE QTY.	WEIGHT EA.	NOTES
7' High Panel*	456465	456460	—	12	64.00	
5" SQ x 120" Line Post - Heavy Duty	456475	002E00	—	63	18.52	
5" SQ x 120" End Post - Heavy Duty	007329	001E00	—	63	18.52	
5" SQ x 120" Corner Post - Heavy Duty	007328	003E00	—	63	18.52	
5" SQ x 120" Blank Post - Heavy Duty	007327	000E00	—	63	18.52	
36" Wide Gate	007330	—	—	12	40.00	
48" Wide Gate	466Q00	—	—	12	65.00	
60" Wide Gate	797M00	—	—	12	64.50	
5" SQ Pyramid Post Cap	457104	457108	457105	160	0.23	
8' High Panel*	456554	456178	846G00	12	73.15	
5" SQ x 144" Line Post - Heavy Duty	456564	456228	848G00	63	42.53	
5" SQ x 144" End Post - Heavy Duty	456584	456208	456585	63	42.53	
5" SQ x 144" Corner Post - Heavy Duty	456574	456218	003876	63	42.53	
5" SQ x 144" Blank Post - Heavy Duty	456594	003684	—	63	42.53	
36" Wide Gate	489714	—	—	12	49.00	
48" Wide Gate	456063	280B00	847G00	12	65.00	
60" Wide Gate	459964	456238	—	12	74.00	
72" Wide Gate	006315	—	—	12	85.00	
5" SQ Pyramid Post Cap	457104	457108	457105	160	0.23	



"V" Matched, 6" Tongue & Groove Panel
 Fully assembled panels include all pickets, rails, and U-channels
 7' and Higher includes Mid Rail
 Includes bottom rail stiffener and middle rail stiffener
 Heavy Duty Posts are .250"
 Standard posts are .138"

* Denotes Pool Code Compliant configuration
 Gates must not use cross brace when installed around a pool

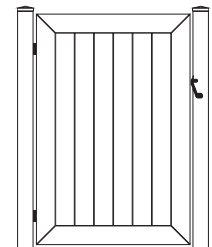
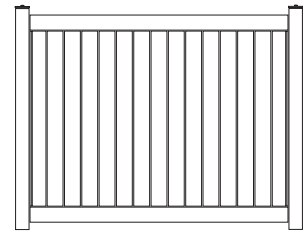
N/A means the item is not available from manufacturer.
 "—" means the item is available. Please contact your Master Halco branch.

US Availability: East and Midwest

Routed Rail - White Rail/Color Infill / 1-1/2" x 5-1/2" all rails

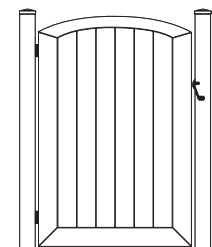
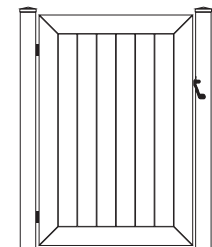
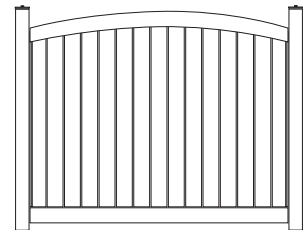
DESCRIPTION	PART NO. WHITE	PART NO. BEIGE	PART NO. GRAY	BUNDLE QTY.	WEIGHT EA.	NOTES
6' High Panel*	N/A	456528	456525	12	55.00	
5" SQ x 108" End Post - Heavy Duty	456054	456058	456055	63	26.35	
5" SQ x 108" Blank Post - Heavy Duty	458384	458380	456185	63	26.35	
5" SQ x 108" Line Post	456014	456018	456015	63	16.67	
5" SQ x 108" End Post	456034	456038	456035	63	16.67	
5" SQ x 108" Corner Post	456024	456028	456025	63	16.67	
5" SQ x 108" Blank Post	456044	456048	456045	63	16.67	
48" Wide Gate	N/A	456538	456535	12	45.83	
60" Wide Gate	N/A	456548	456545	12	55.00	
5" SQ Pyramid Post Cap	457104	457108	457105	160	0.23	

Scallop Gates and Arch Gates for 4'H and 5'H are special order and available upon request.



Arched Privacy - Routed Rail / 1-1/2" x 5-1/2" all rails

DESCRIPTION	PART NO. WHITE	PART NO. BEIGE	PART NO. GRAY	BUNDLE QTY.	WEIGHT EA.	NOTES
6' High Panel*	456255	—	—	12	85.00	
5" SQ x 108" End Post - Heavy Duty	675M00	—	—	63	26.35	
5" SQ x 108" Blank Post - Heavy Duty	458384	458380	456185	63	26.35	
5" SQ x 108" Line Post	456266	—	—	63	17.75	
5" SQ x 108" End Post	456267	—	—	63	17.75	
5" SQ x 108" Corner Post	456268	—	—	63	17.75	
5" SQ x 108" Blank Post	456044	456048	456045	63	16.67	
48" Wide Gate	456074	456078	456075	12	48.00	
48" Wide Arch Gate	456084	459530	—	12	40.00	
60" Wide Gate	456094	456098	456075	12	55.00	
60" Wide Arch Gate	456085	—	—	12	55.00	
5" SQ Pyramid Post Cap	457104	457108	457105	160	0.23	



"V" Matched, 6" Tongue & Groove Panel
Fully assembled panels include all pickets, rails, and U-channels
Includes bottom rail stiffener
Heavy Duty Posts are .250"
Standard posts are .138"

* Denotes Pool Code Compliant configuration
Gates must not use cross brace when installed around a pool

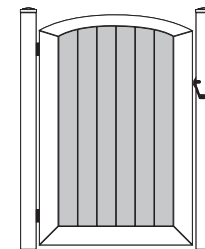
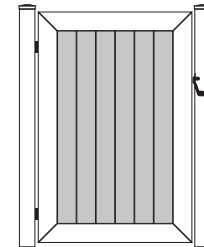
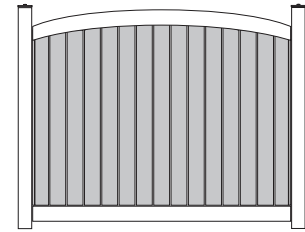
N/A means the item is not available from manufacturer.
"—" means the item is available. Please contact your Master Halco branch.

US Availability: East and Midwest

Solid Privacy • 8' Wide • 7/8" x 6" Pickets

Arched Privacy - Routed Rail - White Rails/Color Infill / 1-1/2" x 5-1/2" all rails

DESCRIPTION	PART NO. WHITE	PART NO. BEIGE	PART NO. GRAY	BUNDLE QTY.	WEIGHT EA.	NOTES
6' High Panel*	N/A	880G00	—	12	55.00	
5" SQ x 108" End Post - Heavy Duty	675M00	—	—	63	26.35	
5" SQ x 108" Blank Post - Heavy Duty	458384	458380	456185	63	26.35	
5" SQ x 108" Line Post	456266	—	—	63	17.75	
5" SQ x 108" End Post	456267	—	—	63	17.75	
5" SQ x 108" Corner Post	456268	—	—	63	17.75	
5" SQ x 108" Blank Post	456044	456048	456045	63	16.67	
48" Wide Gate	N/A	456538	456535	12	45.83	
48" Wide Arch Gate	N/A	456539	—	12	40.00	
60" Wide Gate	N/A	456548	456545	12	55.00	
60" Wide Arch Gate	N/A	456260	—	12	55.00	
5" SQ Pyramid Post Cap	457104	457108	457105	160	0.23	



"V" Matched, 6" Tongue & Groove Panel
 Fully assembled panels include all pickets, rails, and U-channels
 Includes bottom rail stiffener
 Heavy Duty Posts are .250"
 Standard posts are .138"

* Denotes Pool Code Compliant configuration
 Gates must not use cross brace when installed around a pool

N/A means the item is not available from manufacturer.
 "—" means the item is available. Please contact your Master Halco branch.

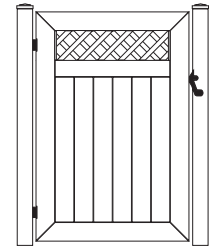
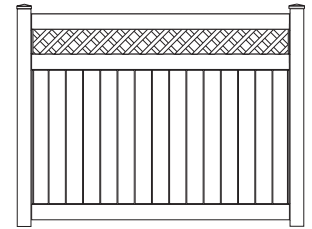
US Availability: East and Midwest

Standard Lattice - Routed Rail / 1-1/2" x 5-1/2" all rails

Diagonal Lattice Hole Size: 4" Square

DESCRIPTION	PART NO. WHITE	PART NO. BEIGE	PART NO. GRAY	BUNDLE QTY.	WEIGHT EA.	NOTES
4' High Panel	456604	—	—	12	38.00	
5" SQ x 84" End Post - Heavy Duty	456644	—	—	63	20.48	
5" SQ x 84" Blank Post - Heavy Duty	002907	006121	180Q00	63	20.48	
5" SQ x 84" Line Post	456614	—	456615	63	13.02	
5" SQ x 84" End Post	456634	—	456635	63	13.02	
5" SQ x 84" Corner Post	456624	—	—	63	13.02	
5" SQ x 84" Blank Post	456424	456051	007186	63	13.02	
48" Wide Gate	456654	—	—	12	31.00	
60" Wide Gate	456664	—	—	12	40.00	
5" SQ Pyramid Post Cap	457104	457108	457105	160	0.23	
5' High Panel*	456674	455718	456675	12	48.00	
5" SQ x 96" End Post - Heavy Duty	456714	—	—	63	23.36	
5" SQ x 96" Blank Post - Heavy Duty	004705	—	—	63	22.60	
5" SQ x 96" Line Post	456684	456680	456685	63	14.80	
5" SQ x 96" End Post	456704	—	785B00	63	14.80	
5" SQ x 96" Corner Post	456694	—	—	63	14.80	
5" SQ x 96" Blank Post	456504	456210	002510	63	14.80	
48" Wide Gate	456724	—	—	12	39.00	
60" Wide Gate	456734	—	—	12	48.00	
5" SQ Pyramid Post Cap	457104	457108	457105	160	0.23	

Scallop Gates and Arch Gates for 4'H are special order and available upon request.



Fully assembled panels include all pickets, rails, and U-channels
Includes bottom rail stiffener
Heavy Duty Posts are .250"
Standard posts are .138"

* Denotes Pool Code Compliant configuration
Gates must not use cross brace when installed around a pool

N/A means the item is not available from manufacturer.
"—" means the item is available. Please contact your Master Halco branch.

US Availability: East and Midwest

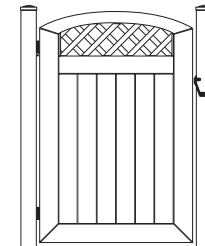
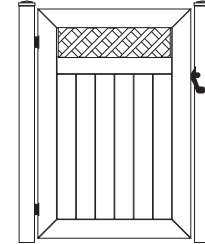
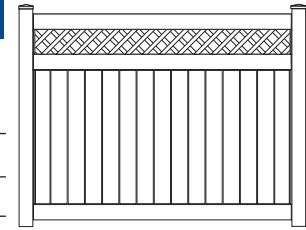
Lattice Top Privacy • 8' Wide • 7/8" x 6" Pickets

Standard Lattice - Routed Rail / 1-1/2" x 5-1/2" all rails

Diagonal Lattice Hole Size: 4" Square

DESCRIPTION	PART NO. WHITE	PART NO. BEIGE	PART NO. GRAY	BUNDLE QTY.	WEIGHT EA.	NOTES
6' High Panel*	456104	456108	456105	12	57.50	
5" SQ x 108" End Post - Heavy Duty	456144	456148	456145	63	26.35	
5" SQ x 108" Blank Post - Heavy Duty	458384	458380	456185	63	26.35	
5" SQ x 108" Line Post	456114	456118	456115	63	16.67	
5" SQ x 108" End Post	456134	456138	456135	63	16.67	
5" SQ x 108" Corner Post	456124	456128	456125	63	16.67	
5" SQ x 108" Blank Post	456044	456048	456045	63	16.67	
48" Wide Gate	456154	456158	456155	12	48.00	
48" Wide Arch Gate	456164	456160	—	12	40.00	
60" Wide Gate	456174	456168	456175	12	55.00	
60" Wide Arch Gate	456170	004462	—	12	50.00	
5" SQ Pyramid Post Cap	457104	457108	457105	160	0.23	
8' High Panel*	003761	808C00	—	12	73.15	
5" SQ x 144" Line Post - Heavy Duty	003763	810C00	—	63	42.53	
5" SQ x 144" End Post - Heavy Duty	003762	809C00	—	63	42.53	
5" SQ x 144" Corner Post - Heavy Duty	004420	811C00	—	63	42.53	
5" SQ x 144" Blank Post - Heavy Duty	456594	003684	—	63	42.53	
48" Wide Gate	006906	815C00	—	12	65.00	
60" Wide Gate	—	816C00	—	12	74.00	
5" SQ Pyramid Post Cap	457104	457108	457105	160	0.23	

Scallop Gates for 6'H are special order and available upon request.



Fully assembled panels include all pickets, rails, and U-channels
Includes bottom rail stiffener
Heavy Duty Posts are .250"
Standard posts are .138"

* Denotes Pool Code Compliant configuration
Gates must not use cross brace when installed around a pool

N/A means the item is not available from manufacturer.
"—" means the item is available. Please contact your Master Halco branch.

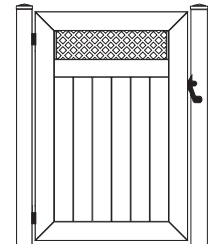
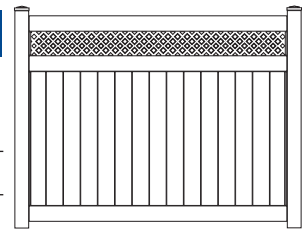
US Availability: East and Midwest

Small Lattice - Routed Rail / 1-1/2" x 5-1/2" all rails

Small Diagonal Lattice Hole Size: 1-1/2" Square

DESCRIPTION	PART NO. WHITE	PART NO. BEIGE	PART NO. GRAY	BUNDLE QTY.	WEIGHT EA.	NOTES
6' High Panel*	456744	389L00	—	12	57.50	
5" SQ x 108" End Post - Heavy Duty	456144	456148	456145	63	26.35	
5" SQ x 108" Blank Post - Heavy Duty	458384	458380	456185	63	26.35	
5" SQ x 108" Line Post	456114	456118	456115	63	16.67	
5" SQ x 108" End Post	456134	456138	456135	63	16.67	
5" SQ x 108" Corner Post	456124	456128	456125	63	16.67	
5" SQ x 108" Blank Post	456044	456048	456045	63	16.67	
48" Wide Gate	456754	390L00	—	12	48.00	
60" Wide Gate	456764	391L00	—	12	55.00	
5" SQ Pyramid Post Cap	457104	457108	457105	160	0.23	

4'H and 5'H are special order and available upon request.

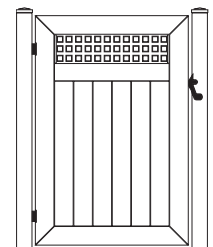
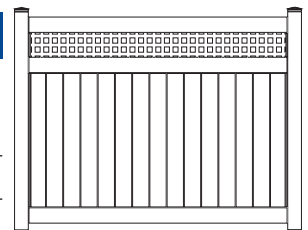


Square Lattice - Routed Rail / 1-1/2" x 5-1/2" all rails

Square Lattice Hole Size: 1-3/4" Square

DESCRIPTION	PART NO. WHITE	PART NO. BEIGE	PART NO. GRAY	BUNDLE QTY.	WEIGHT EA.	NOTES
6' High Panel*	456774	456780	—	12	57.50	
5" SQ x 108" End Post - Heavy Duty	456144	456148	456145	63	26.35	
5" SQ x 108" Blank Post - Heavy Duty	458384	458380	456185	63	26.35	
5" SQ x 108" Line Post	456114	456118	456115	63	16.67	
5" SQ x 108" End Post	456134	456138	456135	63	16.67	
5" SQ x 108" Corner Post	456124	456128	456125	63	16.67	
5" SQ x 108" Blank Post	456044	456048	456045	63	16.67	
48" Wide Gate	456784	456790	—	12	48.00	
60" Wide Gate	456794	—	—	12	55.00	
5" SQ Pyramid Post Cap	457104	457108	457105	160	0.23	

4'H and 5'H are special order and available upon request.



Fully assembled panels include all pickets, rails, and U-channels
Includes bottom rail stiffener
Heavy Duty Posts are .250"
Standard posts are .138"

* Denotes Pool Code Compliant configuration
Gates must not use cross brace when installed around a pool

N/A means the item is not available from manufacturer.
"—" means the item is available. Please contact your Master Halco branch.

US Availability: East and Midwest

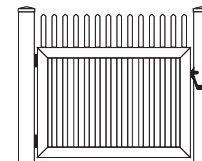
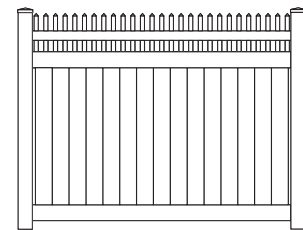
Spindle Top Privacy • 8' Wide • 7/8" x 6" Pickets

Open Spindle Top - Routed Rail / 2" x 3-1/2" Top Rail • 2" x 6" Mid and Bottom Rail

"Straight Victorian" - Panel Design
Top Pickets: 1-1/2" x 1-1/2"

DESCRIPTION	PART NO. WHITE	PART NO. BEIGE	PART NO. GRAY	BUNDLE QTY.	WEIGHT EA.	NOTES
6' High Panel*	456834	456838	—	12	57.50	
5" SQ x 108" End Post - Heavy Duty	456874	—	—	63	26.35	
5" SQ x 108" Blank Post - Heavy Duty	458384	458380	456185	63	26.35	
5" SQ x 108" Line Post	456844	456848	—	63	16.67	
5" SQ x 108" End Post	456864	456868	—	63	16.67	
5" SQ x 108" Corner Post	456854	717H00	—	63	16.67	
5" SQ x 108" Blank Post	456044	456048	456045	63	16.67	
48" Wide Gate	456884	—	—	12	48.00	
60" Wide Gate	456894	—	—	12	55.00	
5" SQ Pyramid Post Cap	457104	457108	457105	160	0.23	

4'H and 5'H are special order and available upon request.

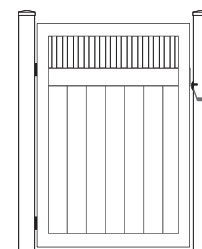
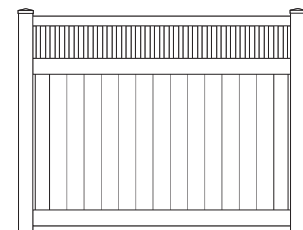


Closed Spindle Top - Routed Rail / 2" x 3-1/2" Top Rail • 2" x 6" Mid and Bottom Rail

"Framed Victorian" - Panel Design
Top Pickets: 1-1/2" x 1-1/2"

DESCRIPTION	PART NO. WHITE	PART NO. BEIGE	PART NO. GRAY	BUNDLE QTY.	WEIGHT EA.	NOTES
6' High Panel*	456904	456905	003699	12	65.83	
5" SQ x 108" End Post - Heavy Duty	456944	456940	—	63	26.35	
5" SQ x 108" Blank Post - Heavy Duty	458384	458380	456185	63	26.35	
5" SQ x 108" Line Post	456914	456959	003700	63	16.67	
5" SQ x 108" End Post	456934	456939	003701	63	16.67	
5" SQ x 108" Corner Post	456924	456949	—	63	16.67	
5" SQ x 108" Blank Post	456044	456048	456045	63	16.67	
48" Wide Gate	456954	460438	—	12	56.67	
60" Wide Gate	456964	456960	—	12	70.00	
5" SQ Pyramid Post Cap	457104	457108	457105	160	0.23	

4'H and 5'H are special order and available upon request.



Fully assembled panels include all pickets, rails, and U-channels
Includes bottom rail stiffener
Heavy Duty Posts are .250"
Standard posts are .138"

* Denotes Pool Code Compliant configuration
Gates must not use cross brace when installed around a pool

N/A means the item is not available from manufacturer.
"—" means the item is available. Please contact your Master Halco branch.

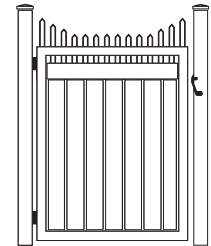
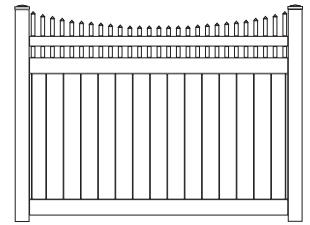
US Availability: East and Midwest

Scallop Spindle Top - Pocket Rail / 2" x 3-1/2" Top Rail • 2" x 6" Mid and Bottom Rail

"Scalloped Victorian" - Panel Design
Top Pickets: 1-1/2" x 1-1/2"

DESCRIPTION	PART NO. WHITE	PART NO. BEIGE	PART NO. GRAY	BUNDLE QTY.	WEIGHT EA.	NOTES
6' High Panel*	456184	004836	456187	12	65.83	
5" SQ x 108" End Post - Heavy Duty	456224	—	—	63	26.35	
5" SQ x 108" Blank Post - Heavy Duty	458384	458380	456185	63	26.35	
5" SQ x 108" Line Post	456194	004134	456217	63	16.67	
5" SQ x 108" End Post	456214	004133	456215	63	16.67	
5" SQ x 108" Corner Post	456204	004839	456216	63	16.67	
5" SQ x 108" Blank Post	456044	456048	456045	63	16.67	
48" Wide Gate	456234	002962	—	12	56.67	
60" Wide Gate	456244	007395	—	12	70.00	
5" SQ Pyramid Post Cap	457104	457108	457105	160	0.23	

4'H and 5'H are special order and available upon request.

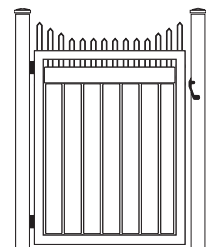
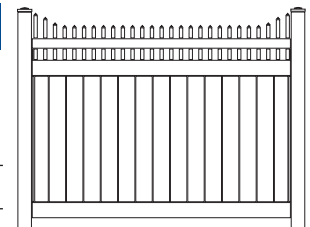


Stepped Spindle Top - Pocket Rail / 2" x 3-1/2" Top Rail • 2" x 6" Mid and Bottom Rail

"Stepped Victorian" - Panel Design
Top Pickets: 1-1/2" x 1-1/2"

DESCRIPTION	PART NO. WHITE	PART NO. BEIGE	PART NO. GRAY	BUNDLE QTY.	WEIGHT EA.	NOTES
6' High Panel*	456974	456978	—	12	57.50	
5" SQ x 108" End Post - Heavy Duty	456224	—	—	63	26.35	
5" SQ x 108" Blank Post - Heavy Duty	458384	458380	456185	63	26.35	
5" SQ x 108" Line Post	456194	004134	456217	63	16.67	
5" SQ x 108" End Post	456214	004133	456215	63	16.67	
5" SQ x 108" Corner Post	456204	004839	456216	63	16.67	
5" SQ x 108" Blank Post	456044	456048	456045	63	16.67	
48" Wide Gate	456984	693C00	—	12	56.67	
60" Wide Gate	456994	000H78	—	12	65.00	
5" SQ Pyramid Post Cap	457104	457108	457105	160	0.23	

4'H and 5'H are special order and available upon request.



Fully assembled panels include all pickets, rails, and U-channels
Includes bottom rail stiffener
Heavy Duty Posts are .250"
Standard posts are .138"

* Denotes Pool Code Compliant configuration
Gates must not use cross brace when installed around a pool

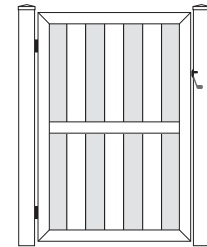
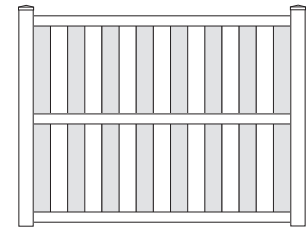
N/A means the item is not available from manufacturer.
"—" means the item is available. Please contact your Master Halco branch.

US Availability: East and Midwest

Shadowbox • 8' Wide • 7/8" x 6" Pickets

Shadowbox / 3-1/2" x 3-1/2" all rails

DESCRIPTION	PART NO. WHITE	PART NO. BEIGE	PART NO. GRAY	BUNDLE QTY.	WEIGHT EA.	NOTES
4' High Panel	458179	458170	—	12	36.30	
5" SQ x 84" End Post - Heavy Duty	458189	—	—	63	20.48	
5" SQ x 84" Blank Post - Heavy Duty	002907	006121	180Q00	63	20.48	
5" SQ x 84" Line Post	002220	—	—	63	13.02	
5" SQ x 84" End Post	458190	458191	—	63	13.02	
5" SQ x 84" Corner Post	—	458210	—	63	13.02	
5" SQ x 84" Blank Post	456424	456051	007186	63	13.02	
48" Wide Gate	458225	458220	—	12	30.00	
60" Wide Gate	—	—	—	12		
5" SQ Pyramid Post Cap	457104	457108	457105	160	0.23	
5' High Panel	458174	458178	—	12	45.65	
5" SQ x 96" End Post - Heavy Duty	458184	458188	—	63	22.60	
5" SQ x 96" Blank Post - Heavy Duty	004705	—	—	63	22.60	
5" SQ x 96" Line Post	458204	458208	—	63	14.80	
5" SQ x 96" End Post	458194	458198	—	63	14.80	
5" SQ x 96" Corner Post	458214	458218	—	63	14.80	
5" SQ x 96" Blank Post	456504	456210	002510	63	14.80	
48" Wide Gate	458224	458228	—	12	38.00	
60" Wide Gate	458234	458238	—	12	50.00	
5" SQ Pyramid Post Cap	457104	457108	457105	160	0.23	
6' High Panel	458244	458248	456109	12	55.00	
5" SQ x 108" End Post - Heavy Duty	458254	458258	—	63	26.35	
5" SQ x 108" Blank Post - Heavy Duty	458384	458380	456185	63	26.35	
5" SQ x 108" Line Post	458274	458278	456116	63	16.67	
5" SQ x 108" End Post	458264	458268	456117	63	16.67	
5" SQ x 108" Corner Post	458284	458288	909G00	63	16.67	
5" SQ x 108" Blank Post	456044	456048	456045	63	16.67	
48" Wide Gate	458294	458298	—	12	48.00	
60" Wide Gate	458304	458308	—	12	55.00	
5" SQ Pyramid Post Cap	457104	457108	457105	160	0.23	



Fully assembled panels include all pickets, rails, and U-channels
Includes bottom rail stiffener
Heavy Duty Posts are .250"
Standard posts are .138"

* Denotes Pool Code Compliant configuration
Gates must not use cross brace when installed around a pool

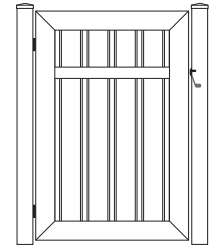
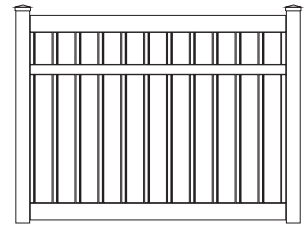
N/A means the item is not available from manufacturer.
"—" means the item is available. Please contact your Master Halco branch.

US Availability: East and Midwest

6" Semi Privacy / 1-1/2" x 5-1/2" Top and Bottom Rails • 2" x 3-1/2" Mid Rail

DESCRIPTION	PART NO. WHITE	PART NO. BEIGE	PART NO. GRAY	BUNDLE QTY.	WEIGHT EA.	NOTES
5' High Panel	004412	456180	—	12	48.00	
5" SQ x 96" End Post - Heavy Duty	457914	457918	457915	63	22.60	
5" SQ x 96" Blank Post - Heavy Duty	004705	—	—	63	22.60	
5" SQ x 96" Line Post	457934	457938	457935	63	14.80	
5" SQ x 96" End Post	457924	457928	457925	63	14.80	
5" SQ x 96" Corner Post	457944	457948	457945	63	16.67	
5" SQ x 96" Blank Post	456504	456210	002510	63	16.67	
48" Wide Gate	004408	382D00	—	12	39.00	
60" Wide Gate	—	—	—	12	48.00	
5" SQ Pyramid Post Cap	457104	457108	457105	160	0.23	
6' High Panel	456001	456137	519000	12	57.50	
5" SQ x 108" End Post - Heavy Duty	457984	457988	—	63	26.35	
5" SQ x 108" Blank Post - Heavy Duty	458384	458380	456185	63	26.35	
5" SQ x 108" Line Post	458004	458008	004236	63	16.67	
5" SQ x 108" End Post	457994	457998	004237	63	16.67	
5" SQ x 108" Corner Post	458014	458018	—	63	16.67	
5" SQ x 108" Blank Post	456044	456048	456045	63	16.67	
48" Wide Gate	456071	003930	521000	12	48.00	
60" Wide Gate	458404	000N37	—	12	55.00	
5" SQ Pyramid Post Cap	457104	457108	457105	160	0.23	

4'H is special order and available upon request.



Fully assembled panels include all Pickets, Rails and U-channels
 Includes bottom rail stiffener
 Picket spacing: 7/16" between pickets
 Heavy Duty Posts are .250"
 Standard posts are .138"

* Denotes Pool Code Compliant configuration
 Gates must not use cross brace when installed around a pool

N/A means the item is not available from manufacturer.
 "—" means the item is available. Please contact your Master Halco branch.

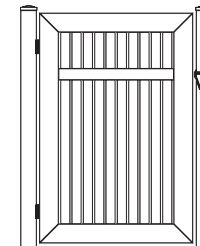
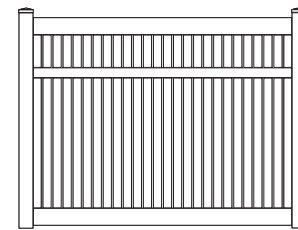
US Availability: East and Midwest

Semi Privacy • 8' Wide • 7/8" x 3" Pickets

3" Semi Privacy / 1-1/2" x 5-1/2" Top and Bottom Rails • 2" x 3-1/2" Mid Rail

DESCRIPTION	PART NO. WHITE	PART NO. BEIGE	PART NO. GRAY	BUNDLE QTY.	WEIGHT EA.	NOTES
5' High Panel	457904	457908	457905	12	45.80	
5" SQ x 96" End Post - Heavy Duty	457914	457918	457915	63	22.60	
5" SQ x 96" Blank Post - Heavy Duty	004705	—	—	63	22.60	
5" SQ x 96" Line Post	457934	457938	457935	63	14.80	
5" SQ x 96" End Post	457924	457928	457925	63	14.80	
5" SQ x 96" Corner Post	457944	457948	457945	63	14.80	
5" SQ x 96" Blank Post	456504	456210	002510	63	14.80	
48" Wide Gate	457954	457958	457955	12	38.15	
60" Wide Gate	457964	457968	—	12	47.65	
5" SQ Pyramid Post Cap	457104	457108	457105	160	0.23	
6' High Panel	457974	457978	004235	12	55.00	
5" SQ x 108" End Post - Heavy Duty	457984	457988	—	63	26.40	
5" SQ x 108" Blank Post - Heavy Duty	458384	458380	456185	63	26.35	
5" SQ x 108" Line Post	458004	458008	004236	63	16.70	
5" SQ x 108" End Post	457994	457998	004237	63	16.70	
5" SQ x 108" Corner Post	458014	458018	—	63	16.70	
5" SQ x 108" Blank Post	456044	456048	456045	63	16.70	
48" Wide Gate	458024	458028	—	12	45.83	
60" Wide Gate	458034	458038	—	12	57.25	
5" SQ Pyramid Post Cap	457104	457108	457105	160	0.23	

4'H is special order and available upon request.



Fully assembled panels include all Pickets, Rails and U-channels
Includes bottom rail stiffener
Picket spacing: 7/16" between pickets
Heavy Duty Posts are .250"
Standard posts are .138"

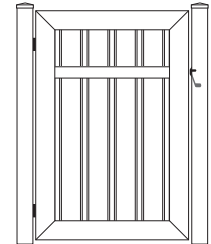
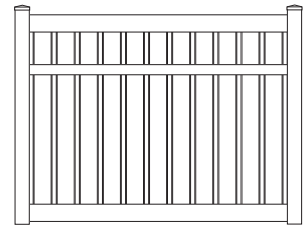
* Denotes Pool Code Compliant configuration
Gates must not use cross brace when installed around a pool

N/A means the item is not available from manufacturer.
"—" means the item is available. Please contact your Master Halco branch.

US Availability: East and Midwest

1-1/2" & 6" Alternating Semi Privacy / 1-1/2" x 5-1/2" Top and Bottom Rails 2" x 3-1/2" Mid Rail

DESCRIPTION	PART NO. WHITE	PART NO. BEIGE	PART NO. GRAY	BUNDLE QTY.	WEIGHT EA.	NOTES
4' High Panel	458044	458048	—	12	36.64	
5" SQ x 84" End Post - Heavy Duty	458054	458058	—	63	20.48	
5" SQ x 84" Blank Post - Heavy Duty	002907	006121	180Q00	63	20.48	
5" SQ x 84" Line Post	458074	458078	—	63	13.02	
5" SQ x 84" End Post	458064	458068	—	63	13.02	
5" SQ x 84" Corner Post	458084	458088	—	63	13.02	
5" SQ x 84" Blank Post	456424	456051	7186	63	13.02	
48" Wide Gate	458094	458098	—	12	30.54	
60" Wide Gate	458104	458108	—	12	38.15	
5" SQ Pyramid Post Cap	457104	457108	457105	160	0.23	
5' High Panel	458114	458118	458115	12	45.80	
5" SQ x 96" End Post - Heavy Duty	457914	457918	457915	63	22.60	
5" SQ x 96" Blank Post - Heavy Duty	004705	—	—	63	22.60	
5" SQ x 96" Line Post	457934	457938	457935	63	14.80	
5" SQ x 96" End Post	457924	457928	457925	63	14.80	
5" SQ x 96" Corner Post	457944	457948	457945	63	14.80	
5" SQ x 96" Blank Post	456504	456210	002510	63	14.80	
48" Wide Gate	458124	458128	458125	12	38.15	
60" Wide Gate	458134	458138	—	12	47.65	
5" SQ Pyramid Post Cap	457104	457108	457105	160	0.23	
6' High Panel	458144	458148	—	12	55.00	
5" SQ x 108" End Post - Heavy Duty	457984	457988	—	63	26.40	
5" SQ x 108" Blank Post - Heavy Duty	458384	458380	456185	63	26.35	
5" SQ x 108" Line Post	458004	458008	004236	63	16.70	
5" SQ x 108" End Post	457994	457998	004237	63	16.70	
5" SQ x 108" Corner Post	458014	458018	—	63	16.70	
5" SQ x 108" Blank Post	456044	456048	456045	63	16.70	
48" Wide Gate	458154	458158	—	12	45.83	
60" Wide Gate	458164	458168	—	12	57.25	
5" SQ Pyramid Post Cap	457104	457108	457105	160	0.23	



Fully assembled panels include all pickets, rails and U-channels
Includes bottom rail stiffener
Picket spacing: 7/16" between pickets
Heavy Duty Posts are .250"
Standard posts are .138"

* Denotes Pool Code Compliant configuration
Gates must not use cross brace when installed around a pool

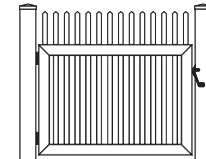
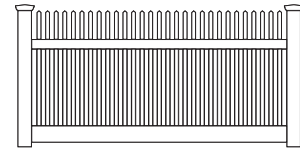
N/A means the item is not available from manufacturer.
"—" means the item is available. Please contact your Master Halco branch.

US Availability: East and Midwest

Classic Victorian Picket • 8' Wide • 1-1/2" Square Pickets

Straight Picket / 2" x 3-1/2" Top Rail • 2" x 6" Bottom Rail

DESCRIPTION	PART NO. WHITE	PART NO. BEIGE	PART NO. GRAY	BUNDLE QTY.	WEIGHT EA.	NOTES
3' High Panel	005283	003923	—	12	40.00	
5" SQ x 72" End Post - Heavy Duty	458984	—	—	63	17.52	
5" SQ x 72" Line Post	458444	458448	—	63	12.00	
5" SQ x 72" End Post	458434	458438	—	63	12.00	
5" SQ x 72" Corner Post	458454	458458	—	63	12.00	
5" SQ x 72" Blank Post	432B00	038D00	006723	63	12.00	
48" Wide Gate	—	600G00	—	12	23.00	
60" Wide Gate	745J00	—	—	12	35.00	
5" SQ Pyramid Post Cap	457104	457108	457105	160	0.23	
4' High Panel	456254	456250	007694	12	43.33	
5" SQ x 84" End Post - Heavy Duty	456294	458328	006477	63	20.48	
5" SQ x 84" Line Post	456264	458348	006476	63	13.02	
5" SQ x 84" End Post	456284	458338	006478	63	13.02	
5" SQ x 84" Corner Post	456274	458358	006479	63	13.02	
5" SQ x 84" Blank Post	456424	456051	007186	63	13.02	
48" Wide Gate	456304	456300	—	12	29.17	
60" Wide Gate	456314	594D00	—	12	39.00	
5" SQ Pyramid Post Cap	457104	457108	457105	160	0.23	



3-1/2' H is special order and available upon request.

Fully assembled panels include all pickets and rails
Includes bottom rail stiffener
Picket spacing: 1-7/8" between pickets
Heavy Duty Posts are .250"
Standard posts are .138"

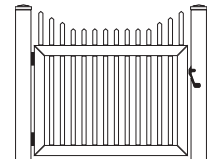
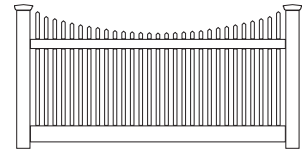
* Denotes Pool Code Compliant configuration
Gates must not use cross brace when installed around a pool

N/A means the item is not available from manufacturer.
"—" means the item is available. Please contact your Master Halco branch.

US Availability: East and Midwest

Scallop Picket / 2" x 3-1/2" Top Rail • 2" x 6" Bottom Rail

DESCRIPTION	PART NO. WHITE	PART NO. BEIGE	PART NO. GRAY	BUNDLE QTY.	WEIGHT EA.	NOTES
3' High Panel	002745	—	—	12	35.00	
5" SQ x 72" End Post - Heavy Duty	458984	—	—	63	17.52	
5" SQ x 72" Line Post	458444	458448	—	63	12.00	
5" SQ x 72" End Post	458434	458438	—	63	12.00	
5" SQ x 72" Corner Post	458454	458458	—	63	12.00	
5" SQ x 72" Blank Post	432B00	038D00	006723	63	12.00	
48" Wide Gate	004834	—	—	12	20.00	
60" Wide Gate	724M00	—	—	12	48.00	
5" SQ Pyramid Post Cap	457104	457108	457105	160	0.23	
4' High Panel	456324	456328	—	12	36.75	
5" SQ x 84" End Post - Heavy Duty	456294	458328	006477	63	20.48	
5" SQ x 84" Line Post	456264	458348	006476	63	13.02	
5" SQ x 84" End Post	456284	458338	006478	63	13.02	
5" SQ x 84" Corner Post	456274	458358	006479	63	13.02	
5" SQ x 84" Blank Post	456424	456051	007186	63	13.02	
48" Wide Gate	456334	—	—	12	26.67	
60" Wide Gate	456344	—	—	12	33.00	
5" SQ Pyramid Post Cap	457104	457108	457105	120	0.15	



3-1/2' H is special order and available upon request.

Fully assembled panels include all pickets and rails
Includes bottom rail stiffener
Picket spacing: 1-7/8" between pickets
Heavy Duty Posts are .250"
Standard posts are .138"

* Denotes Pool Code Compliant configuration
Gates must not use cross brace when installed around a pool

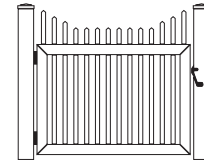
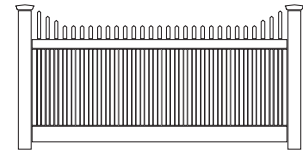
N/A means the item is not available from manufacturer.
"—" means the item is available. Please contact your Master Halco branch.

US Availability: East and Midwest

Classic Victorian Picket • 8" Wide • 1-1/2" Square Pickets

Stepped Picket / 2" x 3-1/2" Top Rail • 2" x 6" Bottom Rail

DESCRIPTION	PART NO. WHITE	PART NO. BEIGE	PART NO. GRAY	BUNDLE QTY.	WEIGHT EA.	NOTES
3' High Panel	460244	—	—	12	38.33	
5" SQ x 72" End Post - Heavy Duty	458424	458428	—	63	17.52	
5" SQ x 72" Line Post	458444	458448	—	63	12.00	
5" SQ x 72" End Post	458434	458438	—	63	12.00	
5" SQ x 72" Corner Post	458454	458458	—	63	12.00	
5" SQ x 72" Blank Post	432B00	038D00	006723	63	12.00	
48" Wide Gate	460254	—	—	12	24.00	
60" Wide Gate	—	—	—	12	0.00	
5" SQ Pyramid Post Cap	457104	457108	457105	160	0.23	
4' High Panel	457064	004779	—	12	36.75	
5" SQ x 84" End Post - Heavy Duty	456294	458328	006477	63	20.48	
5" SQ x 84" Line Post	456264	458348	006476	63	13.02	
5" SQ x 84" End Post	456284	458338	006478	63	13.02	
5" SQ x 84" Corner Post	456274	458358	006479	63	13.02	
5" SQ x 84" Blank Post	456424	456051	007186	63	13.02	
48" Wide Gate	457074	004789	—	12	25.83	
60" Wide Gate	457084	—	—	12	35.00	
5" SQ Pyramid Post Cap	457104	457108	457105	160	0.23	



Fully assembled panels include all pickets and rails
 Includes bottom rail stiffener
 Picket spacing: 1-7/8" between pickets
 Heavy Duty Posts are .250"
 Standard posts are .138"

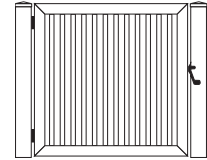
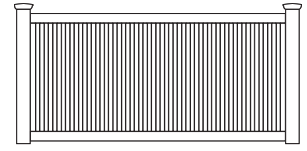
* Denotes Pool Code Compliant configuration
 Gates must not use cross brace when installed around a pool

N/A means the item is not available from manufacturer.
 "—" means the item is available. Please contact your Master Halco branch.

US Availability: East and Midwest

Framed Picket / 2" x 3-1/2" Top Rail • 2" x 6" Bottom Rail

DESCRIPTION	PART NO. WHITE	PART NO. BEIGE	PART NO. GRAY	BUNDLE QTY.	WEIGHT EA.	NOTES
3' High Panel	458974	—	—	12	32.25	
5" SQ x 72" End Post - Heavy Duty	458984	—	—	63	17.52	
5" SQ x 72" Line Post	459004	—	—	63	11.16	
5" SQ x 72" End Post	458994	—	—	63	11.16	
5" SQ x 72" Corner Post	459014	—	—	63	11.16	
5" SQ x 72" Blank Post	432B00	038D00	006723	63	11.16	
48" Wide Gate	459024	—	—	12	22.50	
60" Wide Gate	459034	—	—	12	28.10	
5" SQ Pyramid Post Cap	457104	457108	457105	160	0.23	
4' High Panel	459044	460378	—	12	43.00	
5" SQ x 84" End Post - Heavy Duty	459054	004624	—	63	20.48	
5" SQ x 84" Line Post	459074	460388	—	63	13.02	
5" SQ x 84" End Post	459064	460408	—	63	13.02	
5" SQ x 84" Corner Post	459084	460398	—	63	13.02	
5" SQ x 84" Blank Post	456424	456051	007186	63	13.02	
48" Wide Gate	459094	460418	—	12	30.00	
60" Wide Gate	459104	459108	—	12	37.50	
5" SQ Pyramid Post Cap	457104	457108	457105	160	0.23	



Fully assembled panels include all pickets and rails
 Includes bottom rail stiffener
 Picket spacing: 1-7/8" between pickets
 Heavy Duty Posts are .250"
 Standard posts are .138"

* Denotes Pool Code Compliant configuration
 Gates must not use cross brace when installed around a pool

N/A means the item is not available from manufacturer.
 "—" means the item is available. Please contact your Master Halco branch.

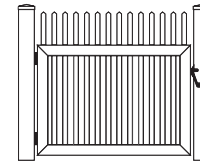
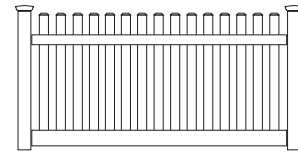
US Availability: East and Midwest

Contemporary Spaced Picket • 8' Wide • 7/8" x 3" Pickets

Dog Ear Picket - Straight / 2" x 3-1/2" Top Rail • 2" x 6" Bottom Rail

Though-Rail Picket Design

DESCRIPTION	PART NO. WHITE	PART NO. BEIGE	PART NO. GRAY	BUNDLE QTY.	WEIGHT EA.	NOTES
3' High Panel	458414	458418	—	12	28.50	
5" SQ x 72" End Post - Heavy Duty	458424	458428	—	63	17.52	
5" SQ x 72" Line Post	458444	458448	—	63	11.16	
5" SQ x 72" End Post	458434	458438	—	63	11.16	
5" SQ x 72" Corner Post	458454	458458	—	63	11.16	
5" SQ x 72" Blank Post	432B00	038D00	006723	63	11.16	
36" Wide Gate	460304	—	—	12	18.00	
48" Wide Gate	458464	458468	—	12	19.50	
60" Wide Gate	458474	458478	—	12	24.36	
5" SQ Pyramid Post Cap	457104	457108	457105	160	0.23	
4' High Panel	456354	456358	456356	12	38.00	
5" SQ x 84" End Post - Heavy Duty	456294	458328	006477	63	20.48	
5" SQ x 84" Line Post	456264	458348	006476	63	13.02	
5" SQ x 84" End Post	456284	458338	006478	63	13.02	
5" SQ x 84" Corner Post	456274	458358	006479	63	13.02	
5" SQ x 84" Blank Post	456424	456051	007186	63	13.02	
36" Wide Gate	456086	—	—	12	22.00	
48" Wide Gate	456364	458498	006480	12	26.00	
60" Wide Gate	456374	458508	—	12	32.50	
5" SQ Pyramid Post Cap	457104	457108	457105	160	0.23	



Fully assembled panels include all pickets and rails
Includes bottom rail stiffener
Picket spacing: 3" between pickets
Heavy Duty Posts are .250"
Standard posts are .138"

* Denotes Pool Code Compliant configuration
Gates must not use cross brace when installed around a pool

N/A means the item is not available from manufacturer.
"—" means the item is available. Please contact your Master Halco branch.


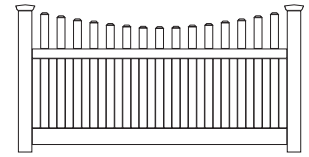
US Availability: East and Midwest

Dog Ear Picket - Scallop / 2" x 3-1/2" Top Rail • 2" x 6" Bottom Rail

Though-Rail Picket Design

DESCRIPTION	PART NO. WHITE	PART NO. BEIGE	PART NO. GRAY	BUNDLE QTY.	WEIGHT EA.	NOTES
3' High Panel	460284	—	—	12	35.00	
5" SQ x 72" End Post - Heavy Duty	458424	458428	—	63	17.52	
5" SQ x 72" Line Post	458444	458448	—	63	12.00	
5" SQ x 72" End Post	458434	458438	—	63	12.00	
5" SQ x 72" Corner Post	458454	458458	—	63	12.00	
5" SQ x 72" Blank Post	432B00	038D00	006723	63	12.00	
48" Wide Gate	460294	—	—	12	23.00	
60" Wide Gate	456824	458408	—	12	32.00	
5" SQ Pyramid Post Cap	457104	457108	457105	160	0.23	
4' High Panel	456804	458388	—	12	38.33	
5" SQ x 84" End Post - Heavy Duty	456294	458328	006477	63	20.48	
5" SQ x 84" Line Post	456264	458348	006476	63	13.95	
5" SQ x 84" End Post	456284	458338	006478	63	13.95	
5" SQ x 84" Corner Post	456274	458358	006479	63	13.95	
5" SQ x 84" Blank Post	456424	456051	007186	63	13.95	
36" Wide Gate	460534	—	—	12	24.00	
48" Wide Gate	456814	458398	—	12	26.00	
60" Wide Gate	456824	458408	—	12	32.50	
5" SQ Pyramid Post Cap	457104	457108	457105	160	0.23	

3-1/2" H is special order and available upon request.



Fully assembled panels include all pickets and rails
 Includes bottom rail stiffener
 Picket spacing: 3" between pickets
 Heavy Duty Posts are .250"
 Standard posts are .138"

* Denotes Pool Code Compliant configuration
 Gates must not use cross brace when installed around a pool

N/A means the item is not available from manufacturer.
 "—" means the item is available. Please contact your Master Halco branch.


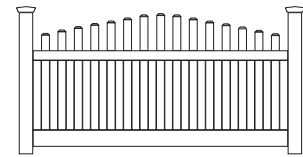
US Availability: East and Midwest

Contemporary Spaced Picket • 8' Wide • 7/8" x 3" Pickets

Dog Ear Picket - Arched / 2" x 3-1/2" Top Rail • 2" x 6" Bottom Rail

Though-Rail Picket Design

DESCRIPTION	PART NO. WHITE	PART NO. BEIGE	PART NO. GRAY	BUNDLE QTY.	WEIGHT EA.	NOTES
3' High Panel	873G00	—	—	12	35.00	
5" SQ x 72" End Post - Heavy Duty	458424	458428	—	63	17.52	
5" SQ x 72" Line Post	458444	458448	—	63	12.00	
5" SQ x 72" End Post	458434	458438	—	63	12.00	
5" SQ x 72" Corner Post	458454	458458	—	63	12.00	
5" SQ x 72" Blank Post	432B00	038D00	006723	63	12.00	
48" Wide Gate	874G00	—	—	12	21.00	
60" Wide Gate	875G00	—	—	12	35.00	
5" SQ Pyramid Post Cap	457104	457108	457105	160	0.23	
4' High Panel	456258	008198	828500	12	38.33	
5" SQ x 84" End Post - Heavy Duty	456294	458328	006477	63	20.48	
5" SQ x 84" Line Post	456264	458348	006476	63	13.95	
5" SQ x 84" End Post	456284	458338	006478	63	13.95	
5" SQ x 84" Corner Post	456274	458358	006479	63	13.95	
5" SQ x 84" Blank Post	456424	456051	007186	63	13.95	
48" Wide Gate	456369	969X00	829500	12	26.00	
60" Wide Gate	003875	—	—	12	32.50	
5" SQ Pyramid Post Cap	457104	457108	457105	160	0.23	



Fully assembled panels include all pickets and rails
Includes bottom rail stiffener
Picket spacing: 3" between pickets
Heavy Duty Posts are .250"
Standard posts are .138"

* Denotes Pool Code Compliant configuration
Gates must not use cross brace when installed around a pool

N/A means the item is not available from manufacturer.
"—" means the item is available. Please contact your Master Halco branch.

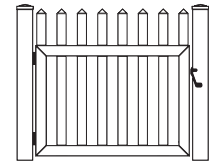
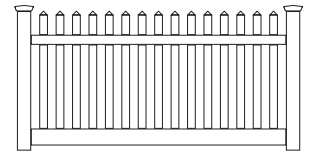
US Availability: East and Midwest

Pointed Top - Straight / 2" x 3-1/2" Top Rail • 2" x 6" Bottom Rail

Though-Rail Picket Design

DESCRIPTION	PART NO. WHITE	PART NO. BEIGE	PART NO. GRAY	BUNDLE QTY.	WEIGHT EA.	NOTES
4' High Panel	457004	458318	705W00	12	38.00	
5" SQ x 84" End Post - Heavy Duty	456294	458328	006477	63	20.48	
5" SQ x 84" Line Post	456264	458348	006476	63	13.95	
5" SQ x 84" End Post	456284	458338	006478	63	13.95	
5" SQ x 84" Corner Post	456274	458358	006479	63	13.95	
5" SQ x 84" Blank Post	456424	456051	007186	63	13.95	
48" Wide Gate	457014	458368	704W00	12	26.00	
60" Wide Gate	457024	458378	—	12	32.50	
5" SQ Pyramid Post Cap	457104	457108	457105	160	0.23	

3' and 3-1/2' H are special order and available upon request.


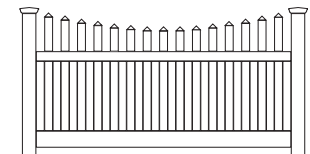


Pointed Top - Scallop / 2" x 3-1/2" Top Rail • 2" x 6" Bottom Rail

Though-Rail Picket Design

DESCRIPTION	PART NO. WHITE	PART NO. BEIGE	PART NO. GRAY	BUNDLE QTY.	WEIGHT EA.	NOTES
4' High Panel	457034	666U00	—	12	36.75	
5" SQ x 84" End Post - Heavy Duty	456294	458328	006477	63	20.48	
5" SQ x 84" Line Post	456264	458348	006476	63	13.95	
5" SQ x 84" End Post	456284	458338	006478	63	13.95	
5" SQ x 84" Corner Post'	456274	458358	006479	63	13.95	
5" SQ x 84" Blank Post	456424	456051	007186	63	13.95	
48" Wide Gate	457044	—	—	12	25.83	
60" Wide Gate	457054	—	—	12	35.00	
5" SQ Pyramid Post Cap	457104	457108	457105	160	0.23	

3' and 3-1/2' H are special order and available upon request.



Fully assembled panels include all pickets and rails
Includes bottom rail stiffener
Picket spacing: 3" between pickets
Heavy Duty Posts are .250"
Standard posts are .138"

* Denotes Pool Code Compliant configuration
Gates must not use cross brace when installed around a pool



N/A means the item is not available from manufacturer.
"—" means the item is available. Please contact your Master Halco branch.

US Availability: East and Midwest

Ranch Rail • 1-1/2" x 5-1/2" Rail



2 Rail / 10-1/2" rail spacing

DESCRIPTION	PART NO. WHITE	PART NO. BEIGE	PART NO. GRAY	BUNDLE QTY.	WEIGHT EA.	NOTES
16' Rail	459574	174X00	—	106	43.33	
8' Rail	—	459578	459575	106	13.00	
5" SQ x 60" Line Post	459594	459598	—	63	13.00	
5" SQ x 60" End Post	459584	458588	—	63	13.00	
5" SQ x 60" Corner Post	459704	156Y00	—	63	13.00	
48" Wide Gate	858H00	—	—	12	29.17	
60" Wide Gate	—	—	—	12	39.00	
5" SQ Pyramid Post Cap	457104	457108	457105	160	0.23	



3 Rail / 10-1/2" rail spacing

DESCRIPTION	PART NO. WHITE	PART NO. BEIGE	PART NO. GRAY	BUNDLE QTY.	WEIGHT EA.	NOTES
16' Rail	459574	174X00	—	106	35.00	
8' Rail	—	459578	459575	106	12.00	
5" SQ x 78" Line Post	006105	175X00	460455	63	12.00	
5" SQ x 78" End Post	006106	176X00	460445	63	12.00	
5" SQ x 78" Corner Post	663C00	177X00	460515	63	12.00	
48" Wide Gate	320024	—	—	12	45.00	
60" Wide Gate	320034	—	—	12	56.00	
5" SQ Pyramid Post Cap	457104	457108	457105	160	0.23	

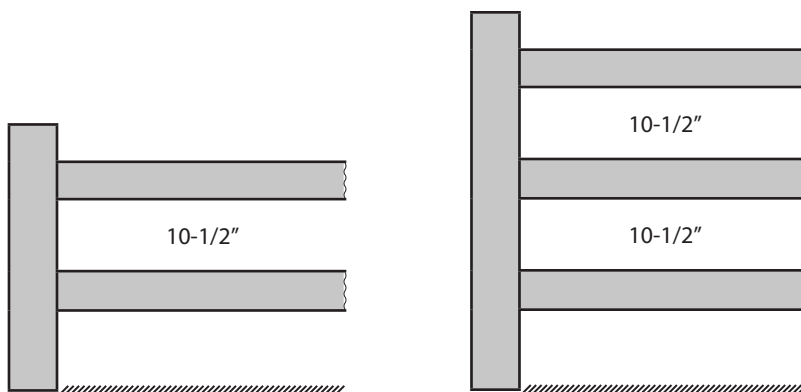


4-Rail Ranch Rail is special order and available upon request.

Standard posts are .138"

* Denotes Pool Code Compliant configuration
Gates must not use cross brace when installed around a pool



N/A means the item is not available from manufacturer.
"—" means the item is available. Please contact your Master Halco branch.



US Availability: East and Midwest



Diamond 2-Rail / 6-1/2" rail spacing

DESCRIPTION	PART NO. WHITE	PART NO. BEIGE	PART NO. GRAY	BUNDLE QTY.	WEIGHT EA.	NOTES
8' Rail	004101	067F00	004068	98	13.00	
5" SQ x 60" Line Post	004102	069F00	—	63	12.00	
5" SQ x 60" End Post	005722	080F00	—	63	12.00	
5" SQ x 60" Corner Post	005723	081F00	—	63	12.00	
5" SQ x 60" Blank Post	—	776Y00	—	63	12.00	
48" Wide Gate	—	—	—	12	0.00	
60" Wide Gate	—	—	—	12	0.00	
5" SQ Pyramid Post Cap	457104	457108	457105	160	0.23	



Diamond 3-Rail / 6-1/2" rail spacing

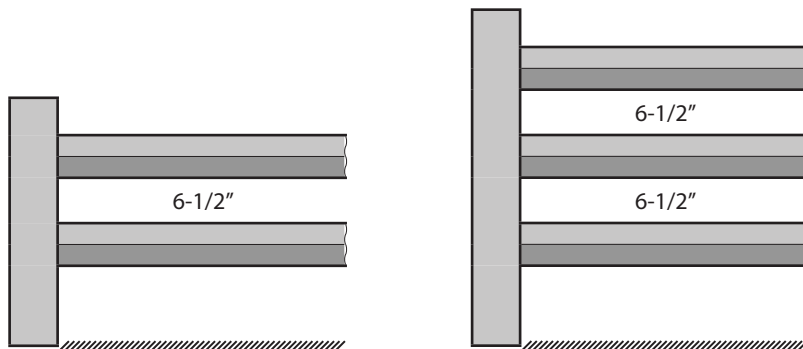
DESCRIPTION	PART NO. WHITE	PART NO. BEIGE	PART NO. GRAY	BUNDLE QTY.	WEIGHT EA.	NOTES
8' Rail	004101	067F00	004068	98	13.00	
5" SQ x 72" Line Post	—	033Q00	—	63	12.00	
5" SQ x 72" End Post	—	034Q00	—	63	12.00	
5" SQ x 72" Corner Post	—	044Q00	—	63	12.00	
5" SQ x 72" Blank Post	432B00	038D00	006723	63	12.00	
48" Wide Gate	—	—	—	12	0.00	
60" Wide Gate	—	—	—	12	0.00	
5" SQ Pyramid Post Cap	457104	457108	457105	160	0.23	



Standard posts are .138"

* Denotes Pool Code Compliant configuration
Gates must not use cross brace when installed around a pool

N/A means the item is not available from manufacturer.
"—" means the item is available. Please contact your Master Halco branch.

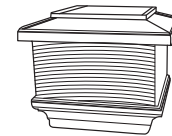
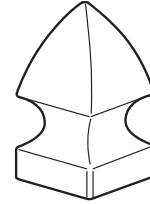
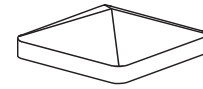


US Availability: East and Midwest

Accessories and Hardware

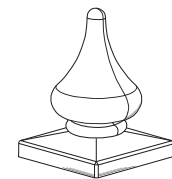

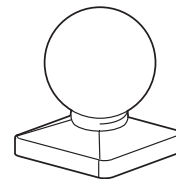
4" Post Caps

DESCRIPTION	PART NO. WHITE	PART NO. BEIGE	PART NO. GRAY	BUNDLE QTY.	WEIGHT EA.	NOTES
Pyramid Cap	457094	457098	457095	120	0.15	
French Gothic Cap	457114	—	—	45	0.58	
New England Cap	457134	457138	457135	32	0.53	
Solar Light Cap	457174	—	—	24	1.50	
Ball Cap	457194	457198	457195	60	0.37	
Coachman Cap	457214	457218	457215	48	0.69	
Teardrop Cap	457234	457238	457235	48	0.61	



5" Post Caps

DESCRIPTION	PART NO. WHITE	PART NO. BEIGE	PART NO. GRAY	BUNDLE QTY.	WEIGHT EA.	NOTES
Pyramid Cap	457104	457108	457105	160	0.23	
French Gothic Cap	457124	457128	457125	45	1.02	
New England Cap	457144	457148	457145	60	0.80	
Palace Solar Light Cap	457164	457168	457165	24	1.95	
Solar Light Cap	457184	—	—	24	1.75	
Ball Cap	457204	457208	457205	32	0.59	
Coachman Cap	457224	457228	457225	45	0.75	
Teardrop Cap	457244	457248	457245	48	0.65	



N/A means the item is not available from manufacturer.
 "—" means the item is available. Please contact your Master Halco branch.

US Availability: East and Midwest

Metal Post Mount

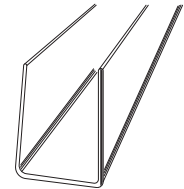
DESCRIPTION	PART NO.	WEIGHT EA.	NOTES
5" x 36" Metal Post Mount	007521	15.00	
5" Metal Post Mount Hardware	007522	1.50	

Rails

DESCRIPTION	PART NO. WHITE	PART NO. BEIGE	PART NO. GRAY	WEIGHT EA.	NOTES
For Solid Privacy 1-1/2" x 5-1/2" x 96"	457427	—	—	7.22	

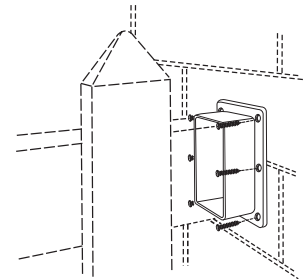
U-Channels

DESCRIPTION	PART NO. WHITE	PART NO. BEIGE	PART NO. GRAY	WEIGHT EA.	NOTES
7/8" x 61"	003818	003819	458H00	1.00	



Brackets

DESCRIPTION	PART NO. WHITE	PART NO. BEIGE	PART NO. GRAY	BUNDLE QTY.	WEIGHT EA.	NOTES
1-1/2" x 5-1/2" End Bracket for Rails	460250	006448	—	100	0.50	

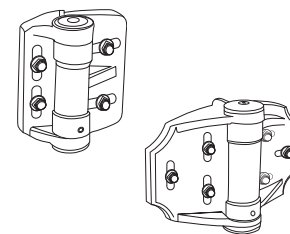


N/A means the item is not available from manufacturer.
 "—" means the item is available. Please contact your Master Halco branch.

US Availability: East and Midwest

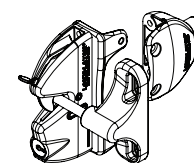
TruClose Hinge / Multi-Adjustable - Sold by the pair

DESCRIPTION	PART NO. BLACK	GATE WEIGHT LIMIT	GATE GAP RANGE	IDEAL GATE GAP	WEIGHT PR.	NOTES
Mini - TCAMA1	198013	55 lbs	7/8" to 1-1/2"	1-1/8"	1.20	
Mini - TCAMA2	036434	55 lbs	7/8" to 2"	1-3/8"	1.00	
Heavy Duty - TCHDMA1	198002	132 lbs	5/8" to 1-3/8"	1"	2.40	

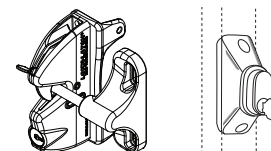


LokkLatch® Key Lockable

DESCRIPTION	PART NO. BLACK	MAX. POST SIZE	GATE GAP RANGE	WEIGHT EA.	NOTES
Regular with External Access Kit (EAK) - LLAAB	108902	6"	3/8" to 1-3/8"	1.00	
Regular - LLAA	044473	6"	3/8" to 1-3/8"	0.45	
External Access Kit (EAK) - LLB	044471	N/A	N/A	0.20	



108902

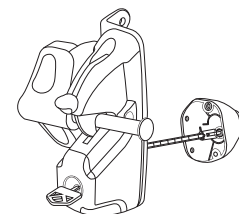


044473

044471

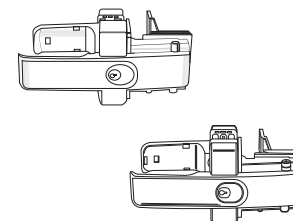
LokkLatch® Key Deluxe / Operates and locks from both sides of gate • Includes EAK

DESCRIPTION	PART NO. BLACK	MAX. POST SIZE	GATE GAP RANGE	WEIGHT EA.	NOTES
Uses Unique Key - LLDAB-K	108912	6"	5/8" to 1-1/2"	1.50	
Uses Standard D&D Key - LLDAB-KSA	044487	6"	5/8" to 1-1/2"	1.32	



LokkLatch® Magnetic / Operates and locks from both sides of gate

DESCRIPTION	PART NO.	POST SIZE RANGE	GATE GAP RANGE	IDEAL GATE GAP	WEIGHT EA.	NOTES
Black Finish - LLMKABT	009092	1-1/2" to 6"	3/8" to 1-1/4"	3/4"	1.92	
Satin Finish - LLMKAST	009094	1-1/2" to 6"	3/8" to 1-1/4"	3/4"	1.92	



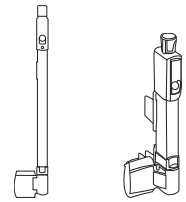
LokkLatch® Gate Handle / Fits right or left hand openings

DESCRIPTION	PART NO. BLACK	WEIGHT EA.	NOTES
Gate Handle - LL3GH	044476	0.12	



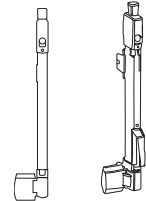
MagnaLatch® Series 3 / 6 pin re-keyable security lock

DESCRIPTION	PART NO. BLACK	MIN. GATE HEIGHT	GATE GAP RANGE	WEIGHT EA.	NOTES
Top Pull - ML3TPKA	009449	48"	1/2" to 1-1/2"	1.71	
Vertical Pull - ML3VPKA	009450	60"	1/2" to 1-1/2"	1.38	



MagnaLatch® Alert / Visual and audible alarm when gate is unlatched, 6 pin re-keyable security lock

DESCRIPTION	PART NO. BLACK	MIN. GATE HEIGHT	GATE GAP RANGE	WEIGHT EA.	NOTES
Top Pull - ML3ATPKA	010037	48"	1/2" to 1-1/2"	2.02	
Vertical Pull - ML3AVPKA	010038	60"	1/2" to 1-1/2"	1.62	



Q-Bolt Drop Rod / Padlockable, Padlock not included

DESCRIPTION	PART NO. BLACK	WEIGHT EA.	NOTES
24" H - QB124	424B00	2.60	
40" H - QB140	007951	4.96	



NOTES

Echelon Plus®

Residential and Commercial
3/4" Picket • 1-1/4" x 1-7/16" Rails
Pages OA-1 to OA-14

Colonial®

Residential
5/8" Picket • 1" SQ Rails
Pages OA-15 to OA-24

Colonial Plus®

Residential and Commercial
3/4" Picket • 1-1/4" x 1-1/2" Rails
Pages OA-25 to OA-36

Independence™

Residential
5/8" Picket • 1" SQ Rails
Pages OA-37 to OA-46

Independence™ Plus

Residential and Commercial
3/4" Picket • 1" SQ Rails
Pages OA-47 to OA-58

Independence™ Premium

Residential and Commercial
3/4" Picket • 1" x 1-1/2" Rails
Pages OA-59 to OA-69

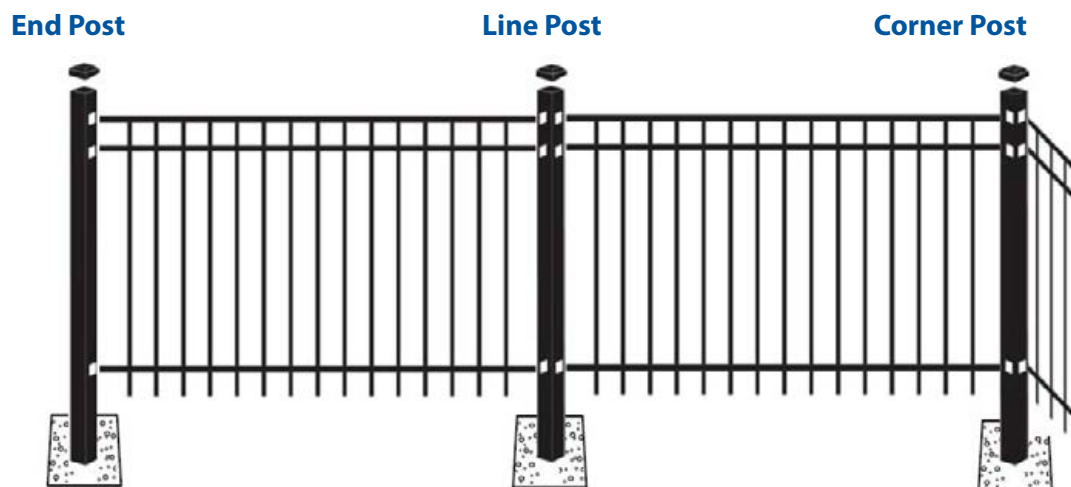
D&D Gate Hardware

Pages OA-70 to OA-72

Check List

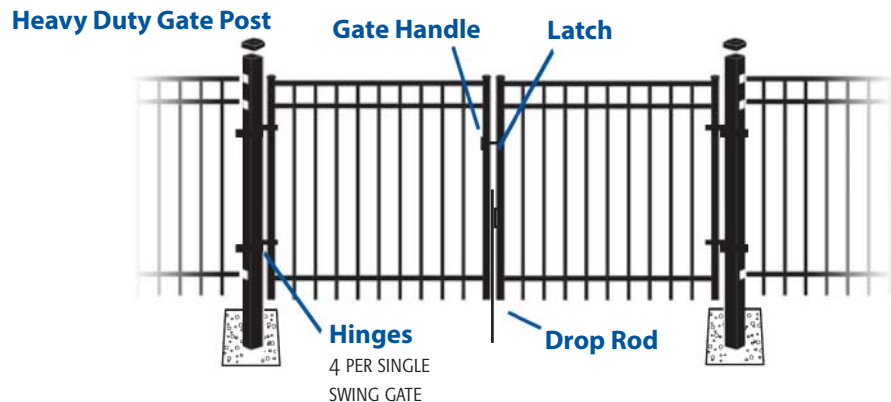
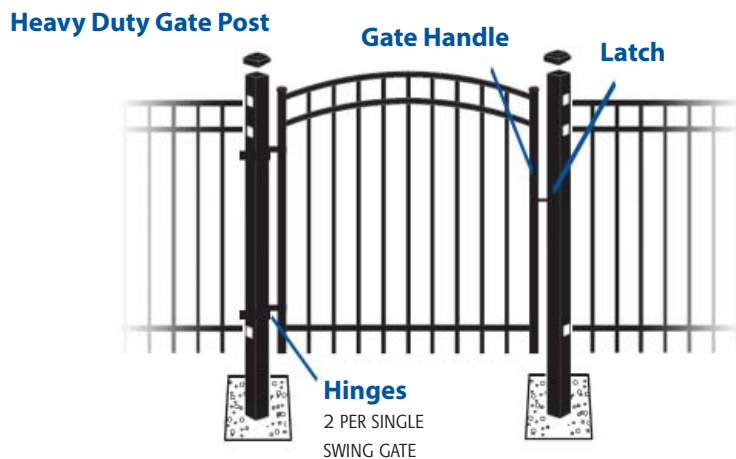
Fence

- Panel
- Line Post
- End Post
- Corner Post
- Post Cap
- Brackets
(if needed)



Gates

- Gate
- Heavy Duty Gate Post
- Post Cap
- Hinges
- Latch
- Pool Code Compliant
- Drop Rod
- Gate Handle



Straight Gate



Arch Gate



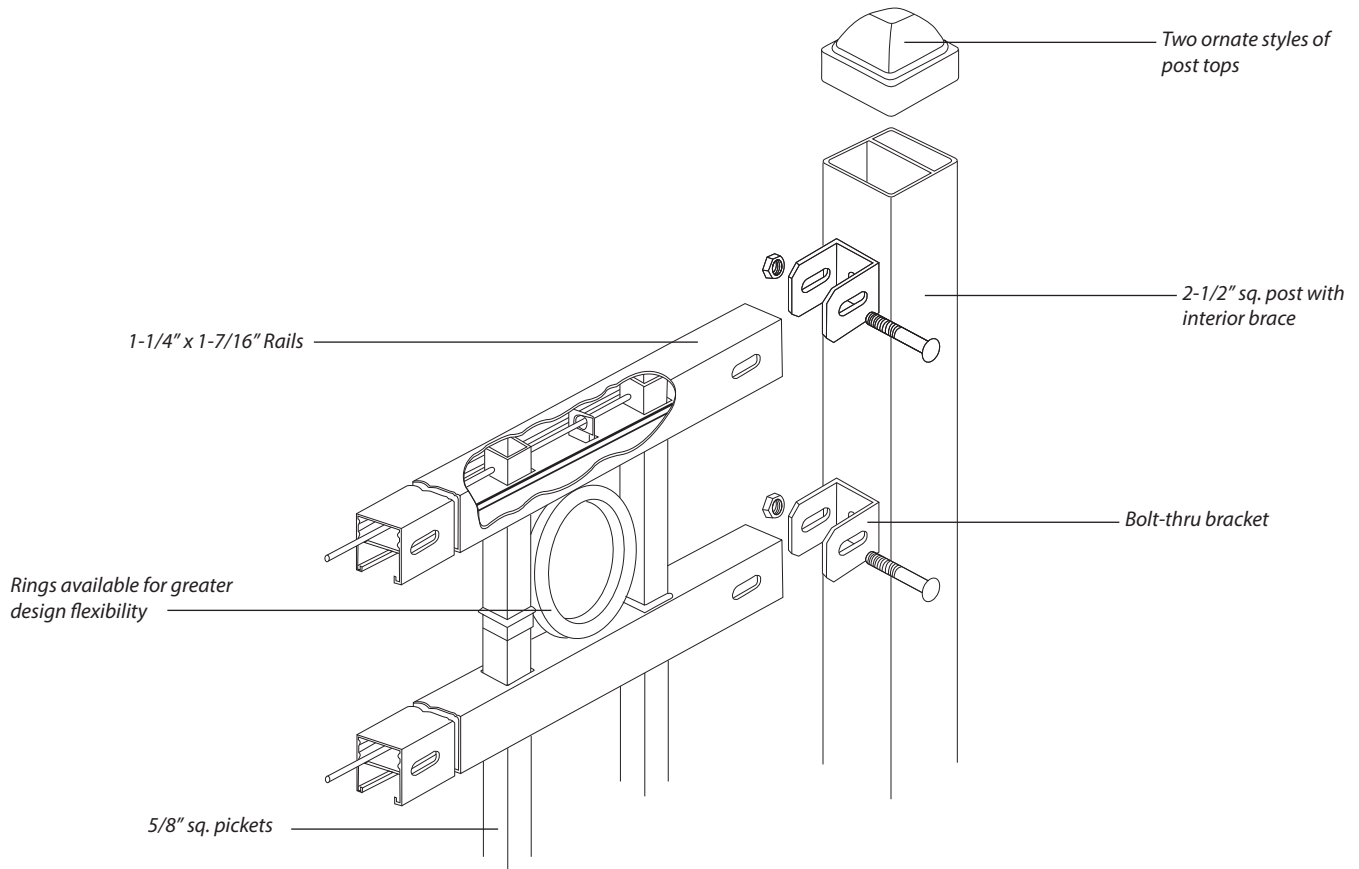
TOOLS

TAPE MEASURE, STRING & STAKES, POST HOLE DIGGER, WHEELBARROW, SHOVEL, HOE, CONCRETE, CARPENTER'S LEVEL, HACKSAW, NOTCHING TOOL, BUTTON CLIP FASTENER

ACCESS CONTROLS

SWING/SLIDE GATE OPERATORS AND ACCESSORIES





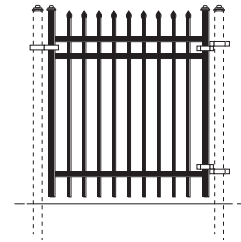

Superior Style, Elegance, Quality, and Strength in Aluminum Fencing

Product Features

- **ForeRunner™ Rails Provide Strength with No Visible Picket to Rail Fasteners**
- **Panels are Biasable up to 30" over 8'**
- **8' Panels Reduce Labor Costs with up to 25% Fewer Posts**
- **Full Line of Accessories and Accents Available**
- **Durable Polyester Powder Coat System that is Durable, Scratch-Resistant and Maintenance Free**
- **Factory Welded Gate Construction**
- **Made in USA**
- **Lifetime Limited Warranty**

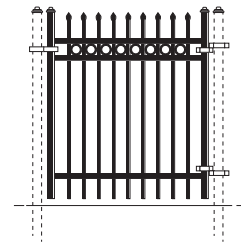

Classic - 3 Rail Picket Bottom

DESCRIPTION	PART NO. BLACK	PART NO. BRONZE	WEIGHT EA.	NOTES
4' High Panel	592242	592248	24.00	
42" Wide Straight Gate	594712	594718	23.00	
4' Wide Straight Gate	594722	594728	28.00	
5' Wide Straight Gate	594732	594738	32.00	
6' Wide Straight Gate	594742	594748	36.00	
5' High Panel	592262	592268	27.00	
42" Wide Straight Gate	594812	594818	27.00	
4' Wide Straight Gate	594822	594828	32.00	
5' Wide Straight Gate	594832	594838	36.00	
6' Wide Straight Gate	594842	594848	41.00	
6' High Panel	592272	592278	34.00	
42" Wide Straight Gate	594862	594868	33.00	
4' Wide Straight Gate	594872	594878	39.00	
5' Wide Straight Gate	594882	594888	45.00	
6' Wide Straight Gate	594892	594898	52.00	



Classic with Rings - 3 Rail Picket Bottom

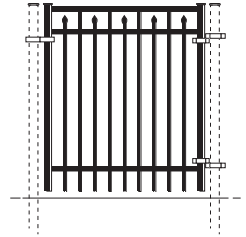

DESCRIPTION	PART NO. BLACK	PART NO. BRONZE	WEIGHT EA.	NOTES
4' High Panel	592282	592288	26.00	
42" Wide Straight Gate	594912	594918	25.00	
4' Wide Straight Gate	594922	594928	30.00	
5' Wide Straight Gate	594932	594938	34.00	
6' Wide Straight Gate	594942	594948	38.00	
5' High Panel	592302	592308	29.00	
42" Wide Straight Gate	595012	595018	29.00	
4' Wide Straight Gate	595022	595028	34.00	
5' Wide Straight Gate	595032	595038	38.00	
6' Wide Straight Gate	595042	595048	43.00	
6' High Panel	592312	592318	36.00	
42" Wide Straight Gate	595062	595068	35.00	
4' Wide Straight Gate	595072	595078	51.00	
5' Wide Straight Gate	595082	595088	47.00	
6' Wide Straight Gate	595092	595098	54.00	



Panels are 91-3/4" actual length • All Gates listed are single swing and welded with 1-3/4" Gate Ends and Caps • Hinges sold separately • Post Caps included

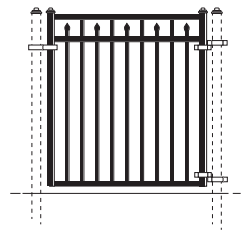
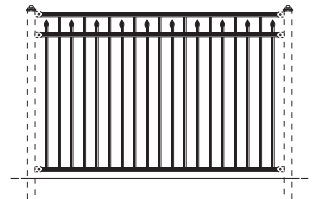
Conqueror - 3 Rail Picket Bottom

DESCRIPTION	PART NO. BLACK	PART NO. BRONZE	WEIGHT EA.	NOTES
4' High Panel	592362	592368	24.00	
42" Wide Straight Gate	595312	595318	23.00	
4' Wide Straight Gate	595322	595328	28.00	
5' Wide Straight Gate	595332	595338	32.00	
6' Wide Straight Gate	595342	595348	36.00	
5' High Panel	592382	592388	27.00	
42" Wide Straight Gate	595412	595418	27.00	
4' Wide Straight Gate	595422	595428	32.00	
5' Wide Straight Gate	595432	595438	36.00	
6' Wide Straight Gate	595442	595448	41.00	
6' High Panel	592392	592398	34.00	
42" Wide Straight Gate	595462	595468	33.00	
4' Wide Straight Gate	595472	595478	39.00	
5' Wide Straight Gate	595482	595488	45.00	
6' Wide Straight Gate	595492	595498	52.00	



Conqueror - 3 Rail Flush Bottom

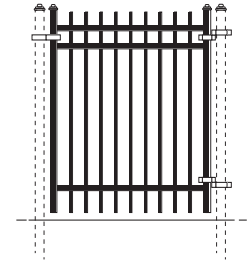

DESCRIPTION	PART NO. BLACK	PART NO. BRONZE	WEIGHT EA.	NOTES
54" High Panel	592372	592378	25.00	
42" Wide Straight Gate	595362	595368	25.00	
4' Wide Straight Gate	595372	595378	30.00	
5' Wide Straight Gate	595382	595388	34.00	
6' Wide Straight Gate	595392	595398	39.00	



Panels are 91-3/4" actual length • All Gates listed are single swing and welded with 1-3/4" Gate Ends and Caps • Hinges sold separately • Post Caps included

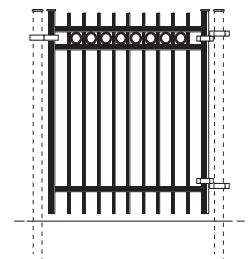

Genesis - 3 Rail Picket Bottom

DESCRIPTION	PART NO. BLACK	PART NO. BRONZE	WEIGHT EA.	NOTES
4' High Panel	592122	592128	24.00	
42" Wide Straight Gate	594112	594118	23.00	
4' Wide Straight Gate	594122	594128	28.00	
5' Wide Straight Gate	594132	594138	32.00	
6' Wide Straight Gate	594142	594148	36.00	
5' High Panel	592142	592148	27.00	
42" Wide Straight Gate	594212	594218	27.00	
4' Wide Straight Gate	594222	594228	32.00	
5' Wide Straight Gate	594232	594238	36.00	
6' Wide Straight Gate	594242	594248	41.00	
6' High Panel	592152	592158	34.00	
42" Wide Straight Gate	594262	594268	33.00	
4' Wide Straight Gate	594272	594278	39.00	
5' Wide Straight Gate	594282	594288	45.00	
6' Wide Straight Gate	594292	594298	52.00	



Genesis with Rings - 3 Rail Picket Bottom

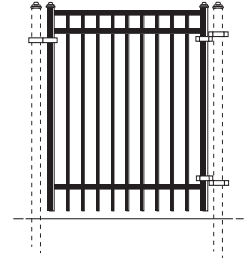

DESCRIPTION	PART NO. BLACK	PART NO. BRONZE	WEIGHT EA.	NOTES
4' High Panel	592162	592168	26.00	
42" Wide Straight Gate	594312	594318	25.00	
4' Wide Straight Gate	594322	594328	30.00	
5' Wide Straight Gate	594332	594338	34.00	
6' Wide Straight Gate	594342	594348	38.00	
5' High Panel	592182	592188	29.00	
42" Wide Straight Gate	594412	594418	29.00	
4' Wide Straight Gate	594422	594428	34.00	
5' Wide Straight Gate	594432	594438	38.00	
6' Wide Straight Gate	594442	594448	43.00	
6' High Panel	592192	592198	36.00	
42" Wide Straight Gate	594462	594468	35.00	
4' Wide Straight Gate	594472	594478	41.00	
5' Wide Straight Gate	594482	594488	47.00	
6' Wide Straight Gate	594492	594498	54.00	



Panels are 91-3/4" actual length • All Gates listed are single swing and welded with 1-3/4" Gate Ends and Caps • Hinges sold separately • Post Caps included

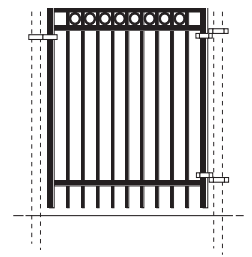

Majestic - 3 Rail Picket Bottom

DESCRIPTION	PART NO. BLACK	PART NO. BRONZE	WEIGHT EA.	NOTES
4' High Panel	592002	592008	24.00	
42" Wide Straight Gate	593512	593518	23.00	
4' Wide Straight Gate	593522	593528	28.00	
5' Wide Straight Gate	593532	593538	32.00	
6' Wide Straight Gate	593542	593548	36.00	
5' High Panel	592022	592028	27.00	
42" Wide Straight Gate	593612	593618	27.00	
4' Wide Straight Gate	593622	593628	32.00	
5' Wide Straight Gate	593632	593638	36.00	
6' Wide Straight Gate	593642	593648	41.00	
6' High Panel	592032	592038	34.00	
42" Wide Straight Gate	593662	593668	33.00	
4' Wide Straight Gate	593672	593678	39.00	
5' Wide Straight Gate	593682	593688	45.00	
6' Wide Straight Gate	593692	593698	52.00	



Majestic with Rings - 3 Rail Picket Bottom

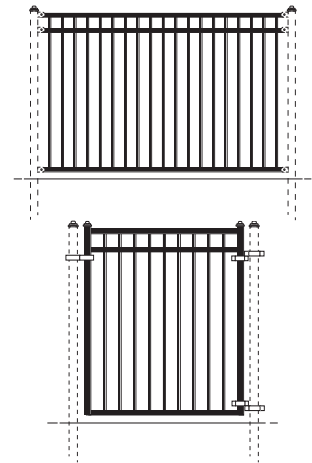
DESCRIPTION	PART NO. BLACK	PART NO. BRONZE	WEIGHT EA.	NOTES
4' High Panel	592042	592048	26.00	
42" Wide Straight Gate	593712	593718	25.00	
4' Wide Straight Gate	593722	593728	30.00	
5' Wide Straight Gate	593732	593738	34.00	
6' Wide Straight Gate	593742	593748	38.00	
5' High Panel	592062	592068	29.00	
42" Wide Straight Gate	593812	593818	29.00	
4' Wide Straight Gate	593822	593828	34.00	
5' Wide Straight Gate	593832	593838	38.00	
6' Wide Straight Gate	593842	593848	43.00	
6' High Panel	592072	592078	36.00	
42" Wide Straight Gate	593862	593868	35.00	
4' Wide Straight Gate	593872	593878	41.00	
5' Wide Straight Gate	593882	593888	47.00	
6' Wide Straight Gate	593892	593898	54.00	



Panels are 91-3/4" actual length • All Gates listed are single swing and welded with 1-3/4" Gate Ends and Caps • Hinges sold separately • Post Caps included

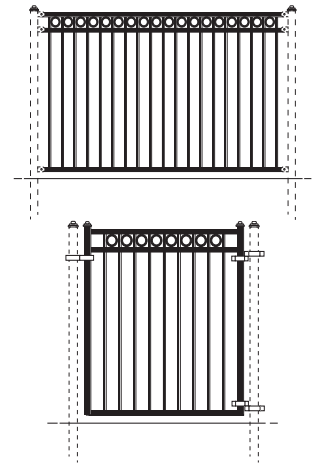
Majestic - 3 Rail Flush Bottom

DESCRIPTION	PART NO. BLACK	PART NO. BRONZE	WEIGHT EA.	NOTES
54" High Panel	592012	592018	25.00	
42" Wide Straight Gate	593562	593568	25.00	
4' Wide Straight Gate	593572	593578	30.00	
5' Wide Straight Gate	593582	593588	34.00	
6' Wide Straight Gate	593592	593598	39.00	



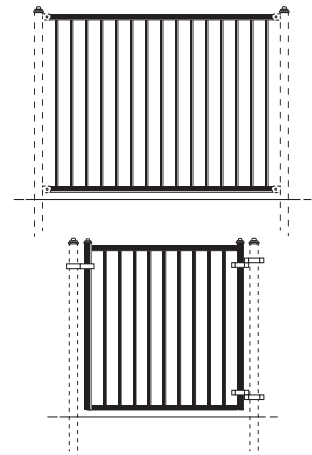
Majestic with Rings - 3 Rail Flush Bottom

DESCRIPTION	PART NO. BLACK	PART NO. BRONZE	WEIGHT EA.	NOTES
54" High Panel	592052	592058	27.00	
42" Wide Straight Gate	593762	593768	27.00	
4' Wide Straight Gate	593772	593778	32.00	
5' Wide Straight Gate	593782	593788	36.00	
6' Wide Straight Gate	593792	593798	41.00	



Monarch - 2 Rail Flush Bottom

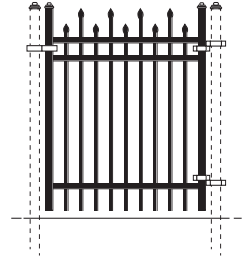

DESCRIPTION	PART NO. BLACK	PART NO. BRONZE	WEIGHT EA.	NOTES
4' High Panel	592442	592448	16.00	
42" Wide Straight Gate	595712	595718	20.00	
4' Wide Straight Gate	595722	595728	24.00	
5' Wide Straight Gate	595732	595738	27.00	
6' Wide Straight Gate	595742	595748	31.00	



Panels are 91-3/4" actual length • All Gates listed are single swing and welded with 1-3/4" Gate Ends and Caps • Hinges sold separately • Post Caps included

Warrior - 3 Rail Picket Bottom

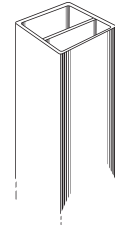
DESCRIPTION	PART NO. BLACK	PART NO. BRONZE	WEIGHT EA.	NOTES
4' High Panel	592402	592408	24.00	
42" Wide Straight Gate	595512	595518	23.00	
4' Wide Straight Gate	595522	595528	28.00	
5' Wide Straight Gate	595532	595538	32.00	
6' Wide Straight Gate	595542	595548	36.00	
5' High Panel	592422	592428	27.00	
42" Wide Straight Gate	595612	595618	27.00	
4' Wide Straight Gate	595622	595628	32.00	
5' Wide Straight Gate	595632	595638	36.00	
6' Wide Straight Gate	595642	595648	41.00	
6' High Panel	592432	592438	34.00	
42" Wide Straight Gate	593662	593668	33.00	
4' Wide Straight Gate	593672	593678	39.00	
5' Wide Straight Gate	593682	593688	45.00	
6' Wide Straight Gate	593692	593698	52.00	



Panels are 91-3/4" actual length • All Gates listed are single swing and welded with 1-3/4" Gate Ends and Caps • Hinges sold separately • Post Caps included


2-1/2" SQ Posts / With Interior Brace • Nominal Wall Thickness .060" • Post Cap included

DESCRIPTION	PART NO. BLACK	PART NO. BRONZE	WEIGHT EA.	NOTES
2-1/2" SQ x 69"	592922	592928	5.00	
2-1/2" SQ x 75"	592932	592938	5.50	
2-1/2" SQ x 81"	592942	592948	5.67	
2-1/2" SQ x 93"	592952	592958	6.67	
2-1/2" SQ x 105"	592962	592968	7.50	




3" SQ Posts / Nominal Wall Thickness .125" • Post Cap included

DESCRIPTION	PART NO. BLACK	PART NO. BRONZE	WEIGHT EA.	NOTES
3" SQ x 7'	592972	592978	11.80	
3" SQ x 8'	592982	592988	13.50	
3" SQ x 9'	592992	592998	15.20	



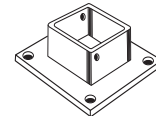
4" SQ Posts / Nominal Wall Thickness .250" • Post Cap included

DESCRIPTION	PART NO. BLACK	PART NO. BRONZE	WEIGHT EA.	NOTES
4" SQ x 7'	593002	593008	31.00	
4" SQ x 8'	593012	593018	35.00	
4" SQ x 9'	593022	593028	39.00	




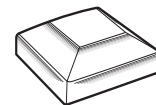
Post Deck Mount / With four post-to-deck fasteners

DESCRIPTION	PART NO. BLACK	PART NO. BRONZE	WEIGHT EA.	NOTES
For 2-1/2" SQ Post, 5-1/4" SQ Base	598722	598728	2.00	



Aluminum Post Caps

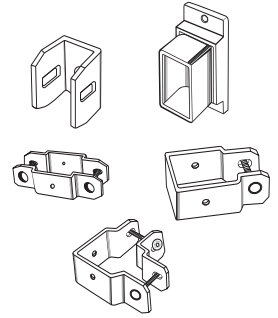
DESCRIPTION	PART NO. BLACK	PART NO. BRONZE	WEIGHT EA.	NOTES
2-1/2" SQ Flat Cap	598292	598298	0.12	
2-1/2" SQ Ball Cap	598262	598268	0.80	
3" SQ Flat Cap	598302	598308	0.30	
3" SQ Ball Cap	451532	451538	1.40	
4" SQ Flat Cap	598312	598318	0.35	
4" SQ Ball Cap	598282	598288	1.50	



Panels are 91-3/4" actual length • All Gates listed are single swing and welded with 1-3/4" Gate Ends and Caps • Hinges sold separately • Post Caps included

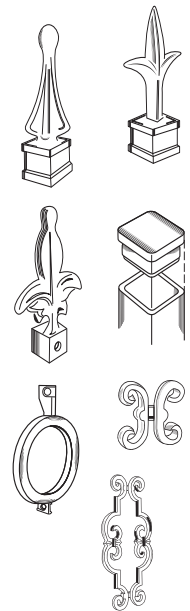
Hardware

DESCRIPTION	PART NO. BLACK	PART NO. BRONZE	WEIGHT EA.	NOTES
Flat Mount Bracket (2 per bag)	598202	598208	0.20	
Line Boulevard Bracket (2 per bag)	598782	598788	0.82	
End Boulevard Bracket (2 per bag)	598792	598798	0.68	
Corner Bracket (2 per bag)	598802	598808	0.82	
Swivel Bracket (2 per bag)	598212	598218	0.58	



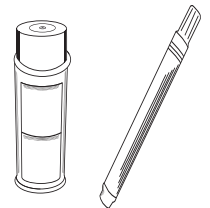
Accessories

DESCRIPTION	PART NO. BLACK	PART NO. BRONZE	WEIGHT EA.	NOTES
3/4" Triad Finial	598632	598638	0.13	
3/4" Quad Flare Finial	598642	598648	0.13	
3/4" Fleur-de-Lis Finial	598652	598658	0.13	
3/4" Picket Top Plug (19 per bag)	598322	598328	1.10	
4" Standard Ring	598662	598668	0.72	
Butterfly Scroll	598672	598678	0.20	
Florentine Scroll	598682	598688	0.90	



Touch Up

DESCRIPTION	PART NO. BLACK	PART NO. BRONZE	WEIGHT EA.	NOTES
Touch Up Paint Can	591592	591598	1.08	
Touch Up Pen	448402	448408	0.25	



Panels are 91-3/4" actual length • All Gates listed are single swing and welded with 1-3/4" Gate Ends and Caps • Hinges sold separately • Post Caps included

Gate Hardware

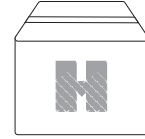
DESCRIPTION	PART NO. BLACK	PART NO. BRONZE	WEIGHT EA.	NOTES
-------------	-------------------	--------------------	---------------	-------

Kits

2-1/2" Single Swing Gate Hardware Kit	598332	598338	7.00	
2-1/2" Double Gate Hardware Kit	598342	598348	15.00	

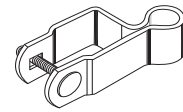
Single Swing Gate Hardware Kit includes 2 frame hinges, 2 post hinges, 1 latch fork, and 1 latch hanger

Double Swing Gate Hardware Kit includes 4 frame hinges, 4 post hinges, 1 latch fork, 1 latch hanger, and 1 cane bolt 48"



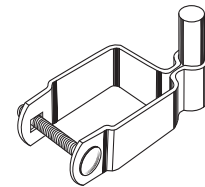
Frame Hinges

2" x 5/8" Clamp-On Gate Frame Hinge	598362	598368	0.68	
-------------------------------------	--------	--------	------	--



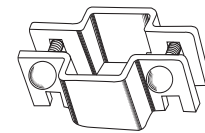
Post Hinges

2-1/2" x 5/8" Clamp-On Post Hinge	598372	598378	0.44	
3" x 5/8" Clamp-On Post Hinge	598382	598388	0.82	
Flat Back Clamp-On Post Hinge 5/8" Pin	598402	598408	0.44	



Latch Hangers

1-1/4" Fork Latch Hanger	598412	598418	0.50	
2" Fork Latch Hanger	598392	598398	0.60	
Flat Back Fork Latch Hanger	598422	598428	0.22	



Latch Forks

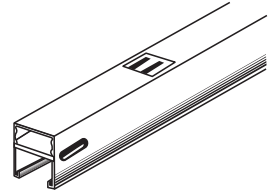
2" Latch Fork	598432	598438	0.40	
2-1/2" Latch Fork	598442	598448	0.40	
3" Latch Fork	598452	598458	0.52	



Panels are 91-3/4" actual length • All Gates listed are single swing and welded with 1-3/4" Gate Ends and Caps • Hinges sold separately • Post Caps included

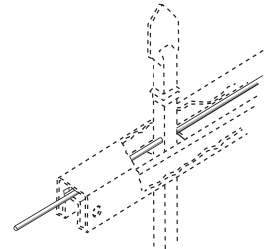
Rails and Components / 1.4375" x 1.25" x .090 (side) / .060 (top) Forerunner™ Rails Grommets and retaining rod included

DESCRIPTION	PART NO. BLACK	PART NO. BRONZE	WEIGHT EA.	NOTES
Rails				
6' Monarch Bottom Rail	598142	598148	2.30	
6' Monarch Top Rail	598152	598158	2.30	
8' Punched Rail	598172	598178	2.85	
8' Majestic Top Rail	598182	598188	2.85	



Retaining Rods / Galvanized Steel

1/8" x 91-3/4"	598577	—	0.32	
----------------	--------	---	------	--



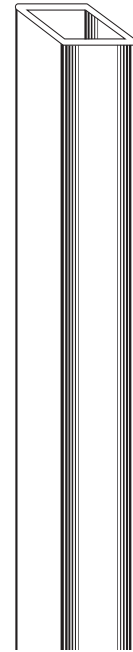
Fasteners

#6 x 1/2" Self Drilling SS Tek Screw	598522	598528	0.10	
#14 x 3/4" Self Drilling Tek Screw	598532	598538	0.01	
5/16" x 1 3/4" Carriage Bolt	598542	598548	0.02	
1/8" x 1/4" Alum Pop Rivet	598992	598998	0.01	
3/16" x 1/4" Pop Rivet	598552	598558	0.01	
1/4" x 3" SS Bolt w/Lock Nut	598562	—	0.02	
1/4" Reversible SS Lock Nut	598582	—	0.01	
3/16"-1/4" Rivet Tool	598972	—	4.00	

Panels are 91-3/4" actual length • All Gates listed are single swing and welded with 1-3/4" Gate Ends and Caps • Hinges sold separately • Post Caps included

Pickets / 3/4" SQ x .050" nominal wall thickness

DESCRIPTION	PART NO. BLACK	PART NO. BRONZE	WEIGHT EA.	NOTES
Majestic				
Flat Top Picket for 4' H 3 Rail	598002	598008	0.60	
Flat Top Picket for 54" H 3 Rail	598012	598018	0.70	
Flat Top Picket for 5' H 3 Rail	598022	598028	0.80	
Flat Top Picket for 6' H 4 Rail	598032	598038	1.00	
Genesis				
Flat Top Picket for 4' H 3 Rail	598872	598878	0.60	
Flat Top Picket for 5' H 3 Rail	598882	598888	0.80	
Flat Top Picket for 6' H 4 Rail	598892	598898	0.98	
3/4" Picket Top Plug (19 per bag)	598322	598328	1.10	
Monarch				
Flat Top Picket for 4' H 2 Rail	598862	598868	0.60	
Conqueror				
Flat Top Picket for 4' H 3 Rail	599652	599658	0.60	
Flat Top Picket for 54" H 3 Rail	599662	599668	0.70	
Flat Top Picket for 5' H 3 Rail	599672	599678	0.80	
Flat Top Picket for 6' H 4 Rail	599682	599688	0.98	
Conqueror				
Pressed Picket for 4' H 3 Rail	598042	598048	0.58	
Pressed Picket for 54" H 3 Rail	598072	598078	0.68	
Pressed Picket for 5' H 3 Rail	598082	598088	0.78	
Pressed Picket for 6' H 4 Rail	598112	598118	0.96	
Warrior & Classic				
Pressed Picket for 4' H 3 Rail (Long)	598062	598068	0.60	
Pressed Picket for 5' H 3 Rail (Long)	598102	598108	0.80	
Pressed Picket for 6' H 4 Rail (Long)	598132	598138	0.98	
Warrior Only				
Pressed Picket for 4' H 3 Rail (Short)	598052	598058	0.54	
Pressed Picket for 5' H 3 Rail (Short)	598092	598098	0.72	
Pressed Picket for 6' H 4 Rail (Short)	598122	598128	0.94	



Panels are 91-3/4" actual length • All Gates listed are single swing and welded with 1-3/4" Gate Ends and Caps • Hinges sold separately • Post Caps included

Single Swing Gates

OPENING	LEAF WIDTH	TRU-CLOSE HINGE KIT (TCSGK)			AMERISTAR BOLT-ON HARDWARE KITS (AGBS25 / SGBS3)			AMERISTAR LOCK / BOLT-ON HINGE KIT (SGBS25A / SGBS3A)		
		HINGE CLEARANCE	LATCH CLEARANCE	GATE POST SPACING	HINGE CLEARANCE	LATCH CLEARANCE	GATE POST SPACING	HINGE CLEARANCE	LATCH CLEARANCE	GATE POST SPACING
3.5'	40"	40"	.75"	41.5"	41.5"	2"	44"	2"	.625"	42.625"
4'	49.5"	49.5"	.75"	51"	51"	2"	53.5"	2"	.625"	52.125"
5'	58.75"	58.75"	.75"	60.4"	60.25"	2"	62.75"	2"	.625"	61.375"
6'	68"	68"	.75"	69.5"	69.5"	2"	72"	2"	.625"	70.625"

Double Swing Gates

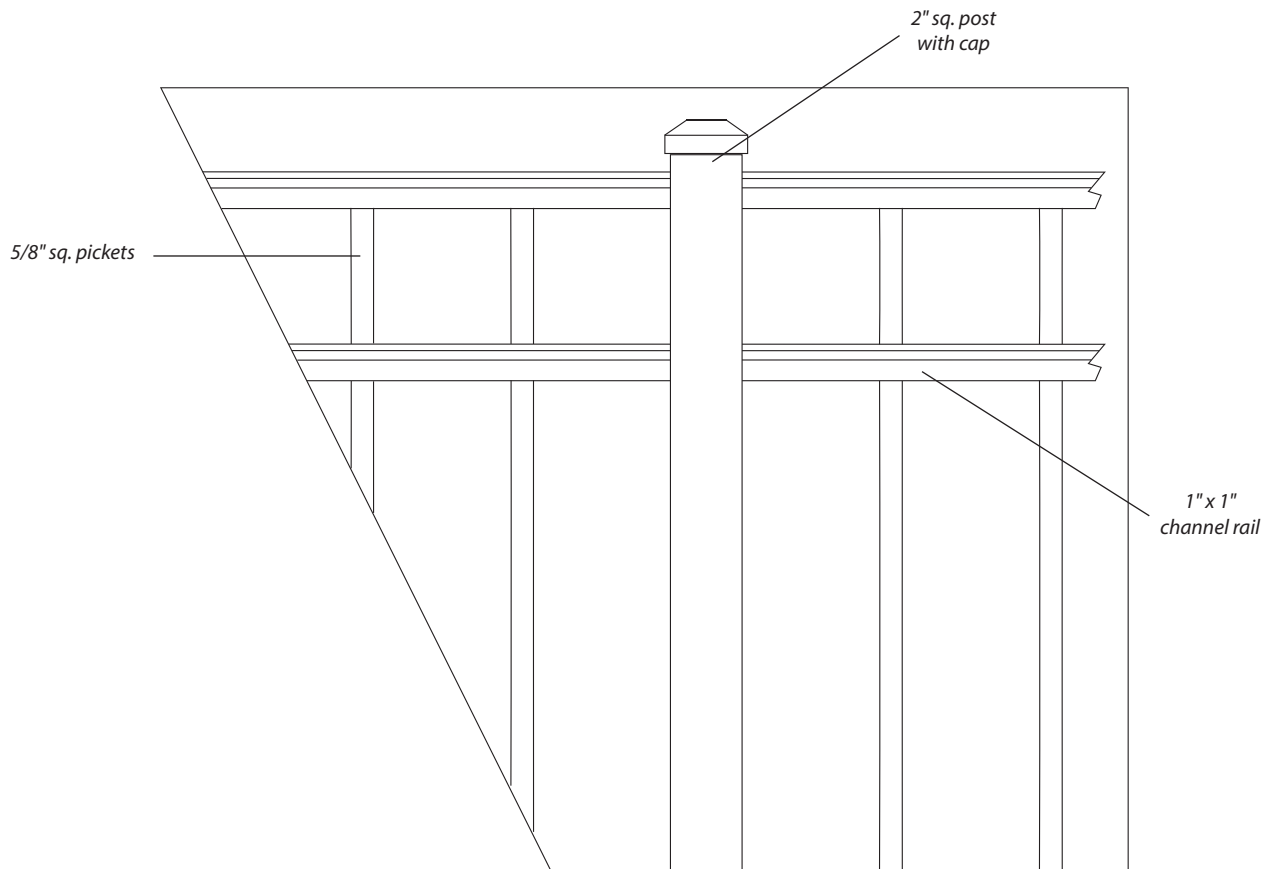
OPENING	LEAF WIDTH	TRU-CLOSE HINGE KIT (TCSGK)			AMERISTAR BOLT-ON HARDWARE KITS (AGBS25 / SGBS3)			AMERISTAR LOCK / BOLT-ON HINGE KITS(SGBS25A / SGBS3A)		
		HINGE CLEARANCE	LATCH CLEARANCE	GATE POST SPACING	HINGE CLEARANCE	LATCH CLEARANCE	GATE POST SPACING	HINGE CLEARANCE	LATCH CLEARANCE	GATE POST SPACING
7'	40"	2"	2"	86"	2.375"	2"	86.75"	1"	2"	84"
8'	49.5"	2"	2"	105"	2.375"	2"	105.75"	1"	2"	103"
10'	58.75"	2"	2"	123.5"	2.375"	2"	124.25"	1"	2"	121.5"
12'	68"	2"	2"	142"	2.375"	2"	142.75"	1"	2"	140"

NOTE: Gate Post Spacing is from inside post to inside post.

Panels are 91-3/4" actual length • All Gates listed are single swing and welded with 1-3/4" Gate Ends and Caps • Hinges sold separately • Post Caps included

NOTES

Panels are 91-3/4" actual length • All Gates listed are single swing and welded with 1-3/4" Gate Ends and Caps • Hinges sold separately • Post Caps included





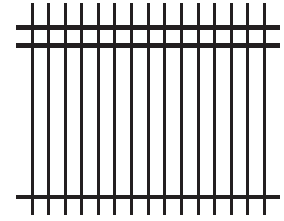
Classically Styled Aluminum Fencing

Product Features

- **No screws - hidden picket fasteners**
- **Routed post and rail system with no brackets for "good neighbor" look**
- **Pre-assembled 6' sections for quick and easy installation**
- **Durable polyester TGIC powder coat resists fading and scratches and is easy to maintain**
- **Rackable panels (up to 20 inches over 6 feet) to follow the contour of the landscape**
- **Wide selection of styles to complement any residential property**
- **Gates are welded rail and picket for added strength and durability**
- **Full line of accessories available**
- **Made in USA**
- **Lifetime Limited Warranty**

Picket Top - 3 Rail Picket Bottom



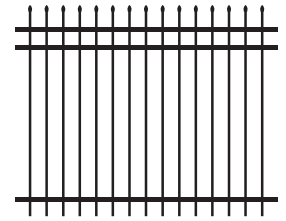
DESCRIPTION	PART NO. BLACK	PART NO. BRONZE	PART NO. WHITE	WEIGHT EA.	NOTES
4' High Panel	721792	721798	721794	15.08	
2" SQ x 78" Line Post	722242	722248	722244	3.86	
2" SQ x 78" End Post	722252	722258	722254	3.86	
2" SQ x 78" Corner Post	722262	722268	722264	3.86	
2" SQ x 78" Gate Post	722272	722278	722274	8.19	
4' Wide Straight Gate	721932	721938	721934	15.23	
5' Wide Straight Gate	722072	722078	722074	17.59	
4' Wide Arch Gate	725272	725278	725274	15.50	
5' Wide Arch Gate	725282	725288	725284	18.00	
2" SQ Flat Post Cap	722582	722588	722584	0.11	



All gates listed are single swing and welded • Hinges and Latches sold separately • Post Caps sold separately

Spear Top - 3 Rail Picket Bottom



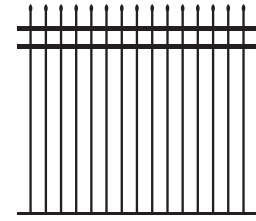
DESCRIPTION	PART NO. BLACK	PART NO. BRONZE	PART NO. WHITE	WEIGHT EA.	NOTES
4' High Panel	721752	721758	721754	15.08	
2" SQ x 78" Line Post	722242	722248	722244	3.86	
2" SQ x 78" End Post	722252	722258	722254	3.86	
2" SQ x 78" Corner Post	722262	722268	722264	3.86	
2" SQ x 78" Gate Post	722272	722278	722274	8.19	
4' Wide Straight Gate	721892	721898	721894	15.23	
5' Wide Straight Gate	722032	722038	722034	17.59	
4' Wide Arch Gate	725192	725198	725194	15.50	
5' Wide Arch Gate	725202	725208	725204	18.00	
2" SQ Flat Post Cap	722582	722588	722584	0.11	
5' High Panel	721762	721768	721764	17.03	
2" SQ x 90" Line Post	722282	722288	722284	4.46	
2" SQ x 90" End Post	722292	722298	722294	4.46	
2" SQ x 90" Corner Post	722302	722308	722304	4.46	
2" SQ x 90" Gate Post	722312	722318	722314	9.45	
4' Wide Straight Gate	721902	721908	721904	17.59	
5' Wide Straight Gate	722042	722048	722044	19.16	
4' Wide Arch Gate	725212	725218	725214	17.86	
5' Wide Arch Gate	725222	725228	725224	19.57	
2" SQ Flat Post Cap	722582	722588	722584	0.11	
6' High Panel	721772	721778	721774	18.98	
2" SQ x 102" Line Post	722322	722328	722324	4.76	
2" SQ x 102" End Post	722332	722338	722334	4.76	
2" SQ x 102" Corner Post	722342	722348	722344	4.76	
2" SQ x 102" Gate Post	722352	722358	722354	10.71	
4' Wide Straight Gate	721912	721918	721914	19.43	
5' Wide Straight Gate	722052	722058	722054	21.26	
4' Wide Arch Gate	725232	725238	725234	19.70	
5' Wide Arch Gate	725242	725248	725244	21.67	
2" SQ Flat Post Cap	722582	722588	722584	0.11	



All gates listed are single swing and welded • Hinges and Latches sold separately • Post Caps sold separately




Spears Top - 3 Rail Flush Bottom

DESCRIPTION	PART NO. BLACK	PART NO. BRONZE	PART NO. WHITE	WEIGHT EA.	NOTES
57" High Panel	721782	721788	721784	16.55	
2" SQ x 90" Line Post	722442	722448	722444	4.46	
2" SQ x 90" End Post	722452	722458	722454	4.46	
2" SQ x 90" Corner Post	722462	722468	722464	4.46	
2" SQ x 90" Gate Post	722472	722478	722474	9.45	
4' Wide Straight Gate	721922	721928	721924	15.89	
5' Wide Straight Gate	722062	722068	722064	18.77	
4' Wide Arch Gate	725252	725258	725254	16.16	
5' Wide Arch Gate	725262	725268	725264	19.18	
2" SQ Flat Post Cap	722582	722588	722584	0.11	



Staggered Spears Top - 3 Rail Picket Bottom




DESCRIPTION	PART NO. BLACK	PART NO. BRONZE	PART NO. WHITE	WEIGHT EA.	NOTES
4' High Panel	721832	721838	721834	15.08	
2" SQ x 78" Line Post	722242	722248	722244	3.86	
2" SQ x 78" End Post	722252	722258	722254	3.86	
2" SQ x 78" Corner Post	722262	722268	722264	3.86	
2" SQ x 78" Gate Post	722272	722278	722274	8.19	
4' Wide Straight Gate	721972	721978	721974	15.23	
5' Wide Straight Gate	722112	722118	722114	19.16	
4' Wide Arch Gate	725352	725358	725354	15.50	
5' Wide Arch Gate	725362	725368	725364	19.57	
2" SQ Flat Post Cap	722582	722588	722584	0.11	



All gates listed are single swing and welded • Hinges and Latches sold separately • Post Caps sold separately

Universal Top - 3 Rail Picket Bottom

DESCRIPTION	PART NO. BLACK	PART NO. BRONZE	PART NO. WHITE	WEIGHT EA.	NOTES
4' High Panel	721702	721708	721704	15.08	
2" SQ x 78" Line Post	722122	722128	722124	3.86	
2" SQ x 78" End Post	722132	722138	722134	3.86	
2" SQ x 78" Corner Post	722142	722148	722144	3.86	
2" SQ x 78" Gate Post	722152	722158	722154	8.19	
4' Wide Straight Gate	721842	721848	721844	15.23	
5' Wide Straight Gate	721982	721988	721984	17.59	
4' Wide Arch Gate	722702	722708	722704	15.50	
5' Wide Arch Gate	725102	725108	725104	18.00	
2" SQ Flat Post Cap	722582	722588	722584	0.11	
5' High Panel	721722	721728	721724	17.03	
2" SQ x 90" Line Post	722162	722168	722164	4.46	
2" SQ x 90" End Post	722172	722178	722174	4.46	
2" SQ x 90" Corner Post	722182	722188	722184	4.46	
2" SQ x 90" Gate Post	722192	722198	722194	9.45	
4' Wide Straight Gate	721862	721868	721864	17.59	
5' Wide Straight Gate	722002	722008	722004	19.16	
4' Wide Arch Gate	725132	725138	725134	17.86	
5' Wide Arch Gate	725142	725148	725144	19.57	
2" SQ Flat Post Cap	722582	722588	722584	0.11	
6' High Panel	721732	721738	721734	18.98	
2" SQ x 102" Line Post	722202	722208	722204	4.76	
2" SQ x 102" End Post	722212	722218	722214	4.76	
2" SQ x 102" Corner Post	722222	722228	722224	4.76	
2" SQ x 102" Gate Post	722232	722238	722234	10.71	
4' Wide Straight Gate	721872	721878	721874	19.43	
5' Wide Straight Gate	722012	722018	722014	21.26	
4' Wide Arch Gate	725152	725158	725154	19.70	
5' Wide Arch Gate	725162	725168	725164	21.67	
2" SQ Flat Post Cap	722582	722588	722584	0.11	



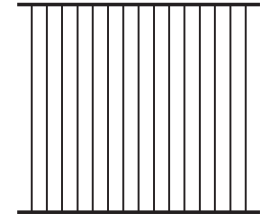


All gates listed are single swing and welded • Hinges and Latches sold separately • Post Caps sold separately

6' Length Panels • 5/8" SQ Pickets • 1" SQ Decorative Rails




Universal Top - 2 Rail Flush Bottom

DESCRIPTION	PART NO. BLACK	PART NO. BRONZE	PART NO. WHITE	WEIGHT EA.	NOTES
4' High Panel	721802	721808	721804	13.19	
2" SQ x 78" Line Post	722482	722488	722484	3.86	
2" SQ x 78" End Post	722492	722498	722494	3.86	
2" SQ x 78" Corner Post	722502	722508	722504	3.86	
2" SQ x 78" Gate Post	722512	722518	722514	8.19	
4' Wide Straight Gate	721942	721948	721944	13.34	
5' Wide Straight Gate	722082	722088	722084	15.70	
4' Wide Arch Gate	725292	725298	725294	13.61	
5' Wide Arch Gate	725302	725308	725304	16.11	
2" SQ Flat Post Cap	722582	722588	722584	0.11	



Universal Top - 3 Rail Flush Bottom




DESCRIPTION	PART NO. BLACK	PART NO. BRONZE	PART NO. WHITE	WEIGHT EA.	NOTES
54" High Panel	721712	721718	721714	16.05	
2" SQ x 84" Line Post	722362	722368	722364	4.17	
2" SQ x 84" End Post	722372	722378	722374	4.17	
2" SQ x 84" Corner Post	722382	722388	722384	4.17	
2" SQ x 84" Gate Post	722392	722398	722394	8.82	
4' Wide Straight Gate	721852	721858	721854	16.41	
5' Wide Straight Gate	721992	721998	721994	18.38	
4' Wide Arch Gate	725112	725118	725114	16.68	
5' Wide Arch Gate	725122	725128	725124	18.78	
2" SQ Flat Post Cap	722582	722588	722584	0.11	
6' High Panel	721742	721748	721744	18.98	
2" SQ x 102" Line Post	722402	722408	722404	4.76	
2" SQ x 102" End Post	722412	722418	722414	4.76	
2" SQ x 102" Corner Post	722422	722428	722424	4.76	
2" SQ x 102" Gate Post	722432	722438	722434	10.71	
4' Wide Straight Gate	721882	721888	721884	19.43	
5' Wide Straight Gate	722022	722028	722024	21.26	
4' Wide Arch Gate	725172	725178	725174	19.70	
5' Wide Arch Gate	725182	725188	725184	21.67	
2" SQ Flat Post Cap	722582	722588	722584	0.11	



All gates listed are single swing and welded • Hinges and Latches sold separately • Post Caps sold separately

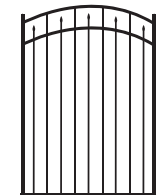


Universal Spear Top - 3 Rail Picket Bottom

DESCRIPTION	PART NO. BLACK	PART NO. BRONZE	PART NO. WHITE	WEIGHT EA.	NOTES
4' High Panel	721812	721818	721814	15.08	
2" SQ x 78" Line Post	722122	722128	722124	3.86	
2" SQ x 78" End Post	722132	722138	722134	3.86	
2" SQ x 78" Corner Post	722142	722148	722144	3.86	
2" SQ x 78" Gate Post	722152	722158	722154	8.19	
4' Wide Straight Gate	721952	721958	721954	15.23	
5' Wide Straight Gate	722092	722098	722094	17.59	
4' Wide Arch Gate	725312	725318	725314	15.50	
5' Wide Arch Gate	725322	725328	725324	18.00	
2" SQ Flat Post Cap	722582	722588	722584	0.11	



Universal Spear Top - 3 Rail Flush Bottom

DESCRIPTION	PART NO. BLACK	PART NO. BRONZE	PART NO. WHITE	WEIGHT EA.	NOTES
54" High Panel	721822	721828	721824	16.05	
2" SQ x 84" Line Post	722362	722368	722364	4.17	
2" SQ x 84" End Post	722372	722378	722374	4.17	
2" SQ x 84" Corner Post	722382	722388	722384	4.17	
2" SQ x 84" Gate Post	722392	722398	722394	8.82	
4' Wide Straight Gate	721962	721968	721964	15.89	
5' Wide Straight Gate	722102	722108	722104	18.38	
4' Wide Arch Gate	725332	725338	725334	16.16	
5' Wide Arch Gate	725342	725348	725344	18.78	
2" SQ Flat Post Cap	722582	722588	722584	0.11	



All gates listed are single swing and welded • Hinges and Latches sold separately • Post Caps sold separately

6' Length Panels • 5/8" SQ Pickets • 1" SQ Decorative Rails

2" SQ Blank Posts / Post Caps sold separately

DESCRIPTION	PART NO. BLACK	PART NO. BRONZE	PART NO. WHITE	WEIGHT EA.	NOTES
2" SQ x 78" x .060"	722522	722528	722524	3.68	
2" SQ x 78" x .125"	722552	722558	722554	7.80	
2" SQ x 84" x .060"	722642	722648	722644	3.97	
2" SQ x 84" x .125"	722652	722658	722654	8.40	
2" SQ x 90" x .060"	722532	722538	722534	4.25	
2" SQ x 90" x .125"	722562	722568	722564	9.00	
2" SQ x 102" x .060"	722542	722548	722544	4.81	
2" SQ x 102" x .125"	722572	722578	722574	10.20	
2" SQ x 120" x .125"	099100	—	—	12.00	



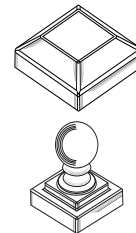
2" SQ Blank Posts with Plates / Plates 3-7/8" SQ x .375" thick • Post Caps sold separately

DESCRIPTION	PART NO. BLACK	PART NO. BRONZE	PART NO. WHITE	WEIGHT EA.	NOTES
2" SQ x 48" x .060"	425V00	—	—	3.86	
2" SQ x 48" x .125"	426V00	—	—	3.86	
2" SQ x 72" x .060"	429V00	—	—	5.00	
2" SQ x 72" x .125"	430V00	—	—	5.00	



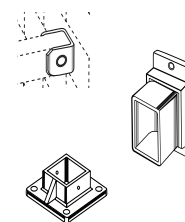
2" SQ Post Caps

DESCRIPTION	PART NO. BLACK	PART NO. BRONZE	PART NO. WHITE	WEIGHT EA.	NOTES
2" SQ Flat Post Cap	722582	722588	722584	0.11	
2" SQ Ball Post Cap	722592	722598	722594	0.71	



2" SQ Hardware

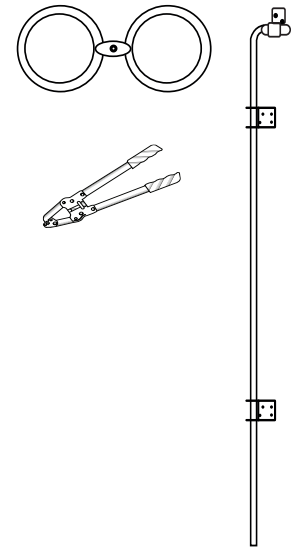
DESCRIPTION	PART NO. BLACK	PART NO. BRONZE	PART NO. WHITE	WEIGHT EA.	NOTES
2" Wall Mount (3 per bag)	722762	722769	722764	0.63	
2" Swivel Bracket (3 per bag)	722772	722779	722774	1.20	
Post Mount for 2" SQ Post	722782	722788	722784	2.22	



All gates listed are single swing and welded • Hinges and Latches sold separately • Post Caps sold separately

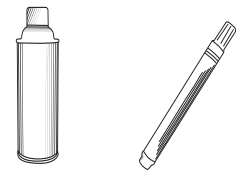
Accessories

DESCRIPTION	PART NO. BLACK	PART NO. BRONZE	PART NO. WHITE	WEIGHT EA.	NOTES
4" Double Ring (need 7 per panel)	725532	725538	—	0.56	
Heavy Duty Hinge (1 pair)	724262	724268	724264	5.04	
5/8" x 46" Drop Rod	725012	725018	725014	5.99	
Notching Tool	722622	—	—	3.38	
Button Clip Picket Fastener (10 per bag)	722632	—	—	0.01	



Touch Up

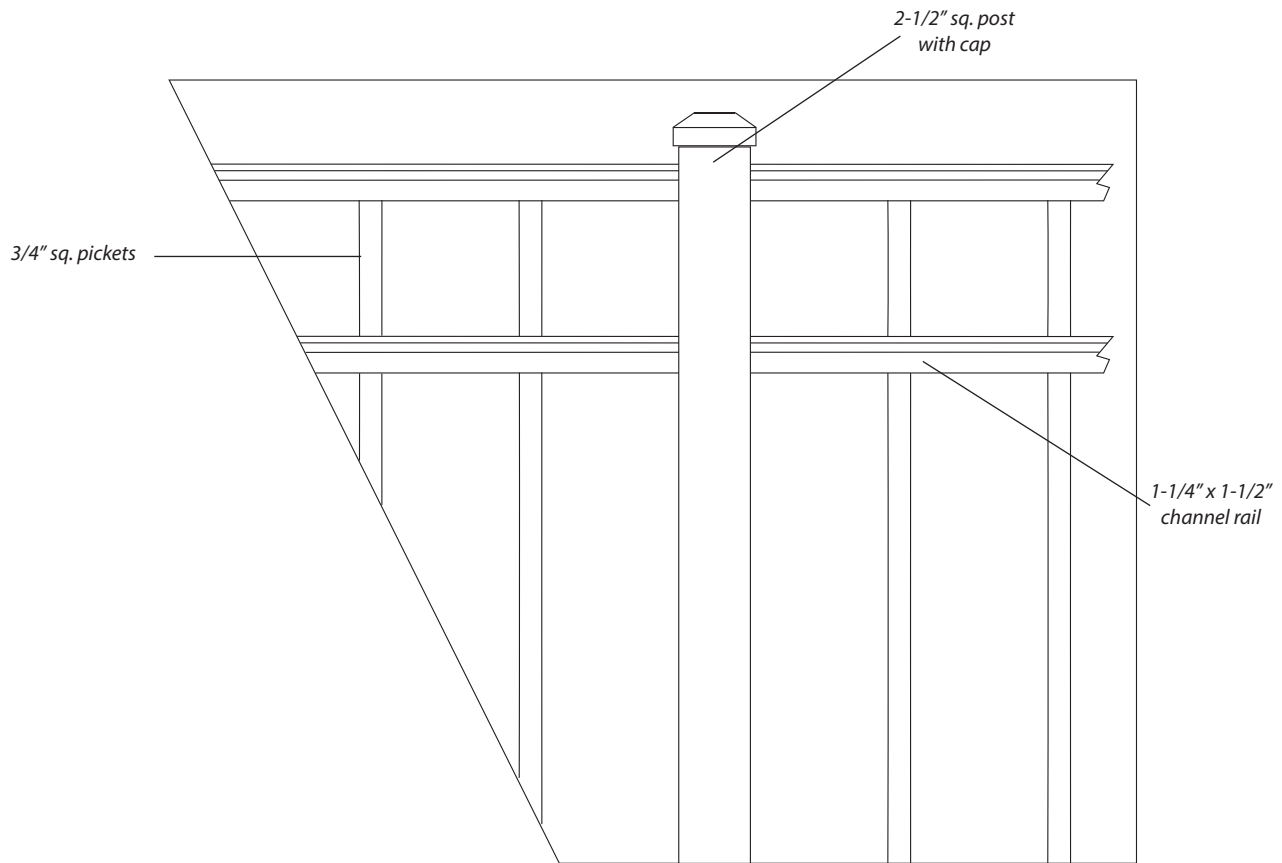
DESCRIPTION	PART NO. BLACK	PART NO. BRONZE	PART NO. WHITE	WEIGHT EA.	NOTES
Touch Up Paint Can	722602	722608	722604	1.11	
Touch Up Pen	722612	722618	722614	0.05	



All gates listed are single swing and welded • Hinges and Latches sold separately • Post Caps sold separately

NOTES

All gates listed are single swing and welded • Hinges and Latches sold separately • Post Caps sold separately






Classically Styled Aluminum Fencing

Product Features

- No Screws - hidden picket fasteners
- Routed post and rail system with no brackets for "good neighbor" look
- Pre-assembled 8' sections for quick and easy installation
- Durable polyester TGIC powder coat resists fading and scratches and is easy to maintain
- Rackable panels (up to 24 inches over 8 feet) to follow the contour of the landscape
- Wide selection of styles to complement any residential property
- Gates are welded rail and picket for added strength and durability
- Full line of accessories available
- Made in USA
- Lifetime Limited Warranty



Picket Top - 3 Rail Picket Bottom

DESCRIPTION	PART NO. BLACK	PART NO. BRONZE	WEIGHT EA.	NOTES
4' High Panel	723312	723318	25.73	
2-1/2" SQ x 78" Line Post	723112	723118	7.14	
2-1/2" SQ x 78" End Post	723122	723128	7.14	
2-1/2" SQ x 78" Corner Post	723132	723138	7.14	
2-1/2" SQ x 78" Gate Post	723142	723148	9.73	
4' Wide Straight Gate	723322	723328	19.50	
5' Wide Straight Gate	723332	723338	24.30	
4' Wide Arch Gate	723992	723998	20.22	
5' Wide Arch Gate	724002	724008	24.90	
2-1/2" SQ Flat Post Cap	723732	723738	0.26	
5' High Panel	723342	723348	28.88	
2-1/2" SQ x 90" Line Post	723182	723188	8.30	
2-1/2" SQ x 90" End Post	723192	723198	8.30	
2-1/2" SQ x 90" Corner Post	723202	723208	8.30	
2-1/2" SQ x 90" Gate Post	723212	723218	11.24	
4' Wide Straight Gate	723352	723358	23.21	
5' Wide Straight Gate	723362	723368	28.44	
4' Wide Arch Gate	724012	724018	23.63	
5' Wide Arch Gate	724022	724028	29.04	
2-1/2" SQ Flat Post Cap	723732	723738	0.26	



Picket Top - 4 Rail Picket Bottom



DESCRIPTION	PART NO. BLACK	PART NO. BRONZE	WEIGHT EA.	NOTES
6' High Panel	723372	723378	36.16	
2-1/2" SQ x 102" Line Post	723252	723258	9.35	
2-1/2" SQ x 102" End Post	723262	723268	9.35	
2-1/2" SQ x 102" Corner Post	723272	723278	9.35	
2-1/2" SQ x 102" Gate Post	723282	723288	12.73	
4' Wide Straight Gate	723382	723388	28.67	
5' Wide Straight Gate	723392	723398	35.16	
4' Wide Arch Gate	724032	724038	29.09	
5' Wide Arch Gate	724042	724048	35.76	
2-1/2" SQ Flat Post Cap	723732	723738	0.26	



All gates listed are single swing and welded • Hinges and Latches sold separately • Post Caps sold separately



Spears Top - 3 Rail Picket Bottom

DESCRIPTION	PART NO. BLACK	PART NO. BRONZE	WEIGHT EA.	NOTES
4' High Panel	723102	723108	25.73	
2-1/2" SQ x 78" Line Post	723112	723118	7.14	
2-1/2" SQ x 78" End Post	723122	723128	7.14	
2-1/2" SQ x 78" Corner Post	723132	723138	7.14	
2-1/2" SQ x 78" Gate Post	723142	723148	9.73	
4' Wide Straight Gate	723152	723158	19.80	
5' Wide Straight Gate	723162	723168	24.30	
4' Wide Arch Gate	723932	723938	20.22	
5' Wide Arch Gate	723942	723948	24.90	
2-1/2" SQ Flat Post Cap	723732	723738	0.26	
5' High Panel	723172	723178	28.88	
2-1/2" SQ x 90" Line Post	723182	723188	8.30	
2-1/2" SQ x 90" End Post	723192	723198	8.30	
2-1/2" SQ x 90" Corner Post	723202	723208	8.30	
2-1/2" SQ x 90" Gate Post	723212	723218	11.24	
4' Wide Straight Gate	723222	723228	23.21	
5' Wide Straight Gate	723232	723238	28.44	
4' Wide Arch Gate	723952	723958	23.63	
5' Wide Arch Gate	723962	723968	29.04	
2-1/2" SQ Flat Post Cap	723732	723738	0.26	



Spears Top - 4 Rail Picket Bottom



DESCRIPTION	PART NO. BLACK	PART NO. BRONZE	WEIGHT EA.	NOTES
6' High Panel	723242	723248	36.16	
2-1/2" SQ x 102" Line Post	723252	723258	9.35	
2-1/2" SQ x 102" End Post	723262	723268	9.35	
2-1/2" SQ x 102" Corner Post	723272	723278	9.35	
2-1/2" SQ x 102" Gate Post	723282	723288	12.73	
4' Wide Straight Gate	723292	723298	28.67	
5' Wide Straight Gate	723302	723308	35.16	
4' Wide Arch Gate	723972	723978	29.09	
5' Wide Arch Gate	723982	723988	35.76	
2-1/2" SQ Flat Post Cap	723732	723738	0.26	



All gates listed are single swing and welded • Hinges and Latches sold separately • Post Caps sold separately


Staggered Spear Top - 3 Rail Picket Bottom

DESCRIPTION	PART NO. BLACK	PART NO. BRONZE	WEIGHT EA.	NOTES
4' High Panel	723562	723568	25.23	
2-1/2" SQ x 78" Line Post	723112	723118	7.14	
2-1/2" SQ x 78" End Post	723122	723128	7.14	
2-1/2" SQ x 78" Corner Post	723132	723138	7.14	
2-1/2" SQ x 78" Gate Post	723142	723148	9.73	
4' Wide Straight Gate	723572	723578	19.80	
5' Wide Straight Gate	723582	723588	24.30	
4' Wide Arch Gate	724132	724138	20.22	
5' Wide Arch Gate	724142	724148	24.90	
2-1/2" SQ Flat Post Cap	723732	723738	0.26	



Universal Top - 3 Rail Picket Bottom

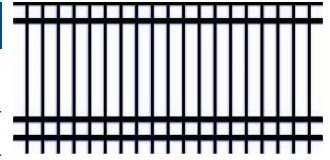
DESCRIPTION	PART NO. BLACK	PART NO. BRONZE	WEIGHT EA.	NOTES
4' High Panel	722822	722828	25.23	
2-1/2" SQ x 78" Line Post	722832	722838	7.14	
2-1/2" SQ x 78" End Post	722842	722848	7.14	
2-1/2" SQ x 78" Corner Post	722852	722858	7.14	
2-1/2" SQ x 78" Gate Post	722862	722868	9.73	
4' Wide Straight Gate	722872	722878	19.80	
5' Wide Straight Gate	722882	722888	24.30	
4' Wide Arch Gate	723852	723858	20.22	
5' Wide Arch Gate	723862	723868	24.90	
2-1/2" SQ Flat Post Cap	723732	723738	0.26	
5' High Panel	722962	722968	29.25	
2-1/2" SQ x 90" Line Post	722972	722978	8.30	
2-1/2" SQ x 90" End Post	722982	722988	8.30	
2-1/2" SQ x 90" Corner Post	722992	722998	8.30	
2-1/2" SQ x 90" Gate Post	723002	723008	11.24	
4' Wide Straight Gate	723012	723018	23.21	
5' Wide Straight Gate	723022	723028	28.44	
5' Wide Arch Gate	723892	723898	23.63	
5' Wide Arch Gate	723902	723908	29.04	
2-1/2" SQ Flat Post Cap	723732	723738	0.26	



All gates listed are single swing and welded • Hinges and Latches sold separately • Post Caps sold separately

Universal Top - 4 Rail Picket Bottom



DESCRIPTION	PART NO. BLACK	PART NO. BRONZE	WEIGHT EA.	NOTES
6' High Panel	723032	723038	35.87	
2-1/2" SQ x 102" Line Post	723042	723048	9.35	
2-1/2" SQ x 102" End Post	723052	723058	9.35	
2-1/2" SQ x 102" Corner Post	723062	723068	9.35	
2-1/2" SQ x 102" Gate Post	723072	723078	12.73	
4' Wide Straight Gate	723082	723088	28.67	
5' Wide Straight Gate	723092	723098	35.16	
4' Wide Arch Gate	723912	723918	29.09	
5' Wide Arch Gate	723922	723928	35.76	
2-1/2" SQ Flat Post Cap	723732	723738	0.26	



All gates listed are single swing and welded • Hinges and Latches sold separately • Post Caps sold separately



Universal Top - 2 Rail Flush Bottom

DESCRIPTION	PART NO. BLACK	PART NO. BRONZE	WEIGHT EA.	NOTES
4' High Panel	723402	723408	21.53	
2-1/2" SQ x 78" Line Post	723412	723418	7.14	
2-1/2" SQ x 78" End Post	723422	723428	7.14	
2-1/2" SQ x 78" Corner Post	723432	723438	7.14	
2-1/2" SQ x 78" Gate Post	723442	723448	9.73	
4' Wide Straight Gate	723452	723458	17.75	
5' Wide Straight Gate	723462	723468	21.72	
4' Wide Arch Gate	724052	724058	18.17	
5' Wide Arch Gate	724062	724068	22.32	
2-1/2" SQ Flat Post Cap	723732	723738	0.26	



Universal Top - 3 Rail Flush Bottom


DESCRIPTION	PART NO. BLACK	PART NO. BRONZE	WEIGHT EA.	NOTES
54" High Panel	722892	722898	26.99	
2-1/2" SQ x 84" Line Post	722902	722908	7.77	
2-1/2" SQ x 84" End Post	722912	722918	7.77	
2-1/2" SQ x 84" Corner Post	722922	722928	7.77	
2-1/2" SQ x 84" Gate Post	722932	722938	10.50	
4' Wide Straight Gate	722942	722948	21.50	
5' Wide Straight Gate	722952	722958	26.38	
4' Wide Arch Gate	723872	723878	21.92	
5' Wide Arch Gate	723882	723888	26.97	
2-1/2" SQ Flat Post Cap	723732	723738	0.26	



All gates listed are single swing and welded • Hinges and Latches sold separately • Post Caps sold separately



Universal Spear Top - 3 Rail Picket Bottom

DESCRIPTION	PART NO. BLACK	PART NO. BRONZE	WEIGHT EA.	NOTES
4' High Panel	723472	723478	25.23	
2-1/2" SQ x 78" Line Post	722832	722838	7.14	
2-1/2" SQ x 78" End Post	722842	722848	7.14	
2-1/2" SQ x 78" Corner Post	722852	722858	7.14	
2-1/2" SQ x 78" Gate Post	722862	722868	9.73	
4' Wide Straight Gate	723482	723488	19.80	
5' Wide Straight Gate	723492	723498	24.30	
4' Wide Arch Gate	724072	724078	20.22	
5' Wide Arch Gate	724082	724088	24.90	
2-1/2" SQ Flat Post Cap	723732	723738	0.26	
5' High Panel	723532	723538	28.75	
2-1/2" SQ x 90" Line Post	722972	722978	8.30	
2-1/2" SQ x 90" End Post	722982	722988	8.30	
2-1/2" SQ x 90" Corner Post	722992	722998	8.30	
2-1/2" SQ x 90" Gate Post	723002	723008	11.24	
4' Wide Straight Gate	723542	723548	23.21	
5' Wide Straight Gate	723552	723558	28.44	
4' Wide Arch Gate	724112	724118	23.63	
5' Wide Arch Gate	724122	724128	29.04	
2-1/2" SQ Flat Post Cap	723732	723738	0.26	



Universal Spear Top - 3 Rail Flush Bottom

DESCRIPTION	PART NO. BLACK	PART NO. BRONZE	WEIGHT EA.	NOTES
54" High Panel	723502	723508	26.99	
2-1/2" SQ x 84" Line Post	722902	722908	7.77	
2-1/2" SQ x 84" End Post	722912	722918	7.77	
2-1/2" SQ x 84" Corner Post	722922	722928	7.77	
2-1/2" SQ x 84" Gate Post	722932	722938	10.50	
4' Wide Straight Gate	723512	723518	21.50	
5' Wide Straight Gate	723522	723528	26.38	
4' Wide Arch Gate	724092	724098	21.92	
5' Wide Arch Gate	724102	724108	26.97	
2-1/2" SQ Flat Post Cap	723732	723738	0.26	



All gates listed are single swing and welded • Hinges and Latches sold separately • Post Caps sold separately

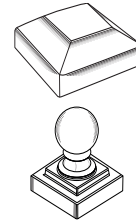
2-1/2" SQ Blank Posts / Post Caps sold separately

DESCRIPTION	PART NO. BLACK	PART NO. BRONZE	WEIGHT EA.	NOTES
2-1/2" SQ x 78" x .090"	723592	723598	7.14	
2-1/2" SQ x 78" x .125"	723632	723638	9.73	
2-1/2" SQ x 84" x .090"	723602	723608	7.77	
2-1/2" SQ x 84" x .125"	723642	723648	10.5	
2-1/2" SQ x 90" x .090"	723612	723618	8.30	
2-1/2" SQ x 90" x .125"	723652	723658	11.24	
2-1/2" SQ x 102" x .090"	723622	723628	9.35	
2-1/2" SQ x 102" x .125"	723662	723668	12.73	



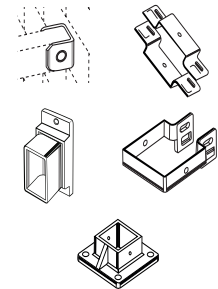
2-1/2" SQ Post Caps

DESCRIPTION	PART NO. BLACK	PART NO. BRONZE	WEIGHT EA.	NOTES
2-1/2" SQ Flat Post Cap	723732	723738	0.26	
2-1/2" SQ Ball Post Cap	723742	723748	0.89	



2-1/2" SQ Hardware

DESCRIPTION	PART NO. BLACK	PART NO. BRONZE	WEIGHT EA.	NOTES
2-1/2" Line Bracket (3 per bag)	723792	723798	1.35	
2-1/2" Universal Bracket (3 per bag)	723812	723818	1.35	
2-1/2" Flat Bracket (3 per bag)	723802	723808	0.86	
2-1/2" Swivel Bracket (3 per bag)	723822	723828	1.37	
Deck Mount for 2-1/2" SQ Post	723832	723838	1.58	



All gates listed are single swing and welded • Hinges and Latches sold separately • Post Caps sold separately

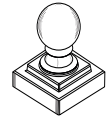
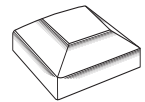
3" SQ Blank Posts / Post Caps sold separately

DESCRIPTION	PART NO. BLACK	PART NO. BRONZE	WEIGHT EA.	NOTES
3" SQ x 84" x .125"	723672	723678	14.23	
3" SQ x 96" x .125"	723682	723688	15.70	
3" SQ x 108" x .125"	723692	723698	18.14	



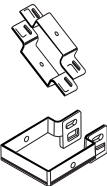
3" SQ Post Caps

DESCRIPTION	PART NO. BLACK	PART NO. BRONZE	WEIGHT EA.	NOTES
3" SQ Flat Post Cap	724152	724158	0.47	
3" SQ Ball Post Cap	724162	724168	1.05	



3" SQ Hardware

DESCRIPTION	PART NO. BLACK	PART NO. BRONZE	WEIGHT EA.	NOTES
3" Line Bracket (3 per bag)	724192	724198	1.60	
3" Universal Bracket (3 per bag)	724202	724208	1.71	

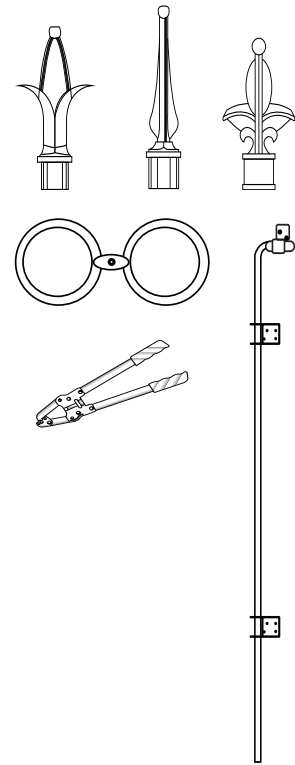


All gates listed are single swing and welded • Hinges and Latches sold separately • Post Caps sold separately

8' Length Panels • 3/4" SQ Pickets • 1-1/4" W x 1-1/2" H Decorative Rails

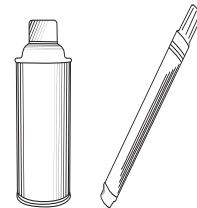
Accessories

DESCRIPTION	PART NO. BLACK	PART NO. BRONZE	WEIGHT EA.	NOTES
3/4" Triad Finial	723752	723758	0.16	
3/4" Quad Flair Finial	723762	723768	0.16	
3/4" Fleur-De-Lis Finial	723772	723778	0.16	
4" Double Ring (need 9 per panel)	723782	723788	0.56	
Heavy Duty Hinge (1 pair)	724262	724268	5.04	
5/8" x 46" Drop Rod	725012	725018	5.99	
Notching Tool	722622	—	3.38	
Button Clip Picket Fastener (10 per bag)	722632	—	0.01	



Touch Up

DESCRIPTION	PART NO. BLACK	PART NO. BRONZE	WEIGHT EA.	NOTES
Touch Up Paint Can	722602	722608	1.11	
Touch Up Pen	722612	722618	1.05	



All gates listed are single swing and welded • Hinges and Latches sold separately • Post Caps sold separately

Single Swing Gates

OPENING	LEAF WIDTH	HINGE CLEARANCE	LATCH CLEARANCE	GATE POST SPACING
42"	40.5"	.75"	.75"	42"
4'	46.5"	.75"	.75"	48"
5'	58.5"	.75"	.75"	60"
6'	70.5"	.75"	.75"	72"
7'	82.5"	.75"	.75"	84"
8'	94.5"	.75"	.75"	96"

Double Swing Gates


OPENING	LEAF WIDTH	HINGE CLEARANCE	LATCH CLEARANCE	GATE POST SPACING
7'	81"	.75"	.75"	84"
8'	93"	.75"	.75"	96"
10'	117"	.75"	.75"	120"
12'	141"	.75"	.75"	144"
14'	165"	.75"	.75"	168"
16'	189"	.75"	.75"	192"

NOTE: Gate Post Spacing is from inside post to inside post and can vary slightly with hinge and latch selection.

All gates listed are single swing and welded • Hinges and Latches sold separately • Post Caps sold separately

NOTES

All gates listed are single swing and welded • Hinges and Latches sold separately • Post Caps sold separately




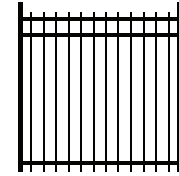

Simple and Sleek Aluminum Fencing

Product Features

- Long lasting - never develop red rust
- Pre-assembled sections for quick and easy installation
- Durable Architectural grade powder coat resists fading and scratches and is easy to maintain
- Rackable panels (up to 36 inches over 6 feet) to follow the contour of the landscape
- Notched post and rail system with no brackets for "good neighbor" look
- Wide selection of styles to complement any residential property
- Gates are welded rail and picket for added strength and durability
- Full line of accessories available
- Made in USA
- Lifetime Limited Warranty




Picket Top - 3 Rail Picket Bottom

DESCRIPTION	PART NO. BLACK	PART NO. BRONZE	WEIGHT EA.	NOTES
4' High Panel	009372	010983	9.93	
2" SQ x 70" Line Post	009861	828M00	3.80	
2" SQ x 70" End Post	009869	830M00	3.80	
2" SQ x 70" Corner Post	009877	829M00	3.80	
2" SQ x 70" Gate Post	009885	011137	6.40	
4' Wide Straight Gate	N00234	N00237	19.00	
5' Wide Straight Gate	N00236	N00239	24.00	
4' Wide Arch Gate	850W00	010989	18.00	
5' Wide Arch Gate	N00235	N00238	24.00	
5' High Panel	009795	010988	11.41	
2" SQ x 88" Line Post	009862	009304	4.50	
2" SQ x 88" End Post	009870	009302	4.50	
2" SQ x 88" Corner Post	009878	009303	4.50	
2" SQ x 88" Gate Post	009886	009305	8.00	
4' Wide Straight Gate	N00228	N00231	22.00	
5' Wide Straight Gate	N00230	N00233	23.00	
4' Wide Arch Gate	009796	—	20.00	
5' Wide Arch Gate	N00229	N00232	23.00	



Picket Top - 4 Rail Picket Bottom


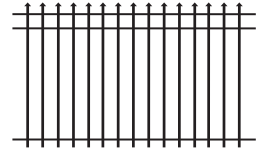
DESCRIPTION	PART NO. BLACK	PART NO. BRONZE	WEIGHT EA.	NOTES
6' High Panel	423R00	010991	14.28	
2" SQ x 106" Line Post	009863	009978	4.93	
2" SQ x 106" End Post	009871	009981	4.93	
2" SQ x 106" Corner Post	009879	009979	4.93	
2" SQ x 106" Gate Post	009887	009982	9.70	
4' Wide Straight Gate	N00241	—	20.75	
5' Wide Straight Gate	N00243	—	23.75	
6' Wide Straight Gate	N00245	—	33.00	
4' Wide Arch Gate	N00240	—	20.75	
5' Wide Arch Gate	N00242	—	23.75	
6' Wide Arch Gate	N00244	—	33.00	



All gates listed are single swing and welded • Hinges included • Post Caps included • Panel screws are color matched and included


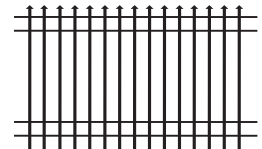
Spear Top - 3 Rail Picket Bottom

DESCRIPTION	PART NO. BLACK	PART NO. BRONZE	WEIGHT EA.	NOTES
4' High Panel	009800	009762	9.93	
2" SQ x 70" Line Post	009861	828M00	3.80	
2" SQ x 70" End Post	009869	830M00	3.80	
2" SQ x 70" Corner Post	009877	829M00	3.80	
2" SQ x 70" Gate Post	009885	011137	6.40	
4' Wide Straight Gate	009832	009763	19.00	
5' Wide Straight Gate	009833	009764	24.00	
6' Wide Straight Gate	195000	009766	27.00	
4' Wide Arch Gate	009838	647R00	19.00	
5' Wide Arch Gate	009839	826M00	24.00	
6' Wide Arch Gate	010993	009765	27.00	
5' High Panel	009801	010992	11.41	
2" SQ x 88" Line Post	009862	009304	4.50	
2" SQ x 88" End Post	009870	009302	4.50	
2" SQ x 88" Corner Post	009878	009303	4.50	
2" SQ x 88" Gate Post	009886	009305	8.00	
4' Wide Straight Gate	009834	010998	22.00	
5' Wide Straight Gate	009835	009945	23.00	
6' Wide Straight Gate	009704	009947	30.00	
4' Wide Arch Gate	009840	010995	22.00	
5' Wide Arch Gate	009841	010996	23.00	
6' Wide Arch Gate	820W00	010997	30.00	



Spear Top - 4 Rail Picket Bottom



DESCRIPTION	PART NO. BLACK	PART NO. BRONZE	WEIGHT EA.	NOTES
6' High Panel	009802	009966	14.28	
2" SQ x 106" Line Post	009863	009978	4.93	
2" SQ x 106" End Post	009871	009981	4.93	
2" SQ x 106" Corner Post	009879	009979	4.93	
2" SQ x 106" Gate Post	009887	009982	9.70	
4' Wide Straight Gate	009836	009984	27.00	
5' Wide Straight Gate	009837	009986	30.00	
6' Wide Straight Gate	255Q00	009988	33.00	
4' Wide Arch Gate	009842	009983	27.00	
5' Wide Arch Gate	009843	009985	30.00	
6' Wide Arch Gate	011028	009987	33.00	



All gates listed are single swing and welded • Hinges included • Post Caps included • Panel screws are color matched and included



Universal Top - 3 Rail Picket Bottom

DESCRIPTION	PART NO. BLACK	PART NO. BRONZE	WEIGHT EA.	NOTES
4' High Panel	009803	009298	9.97	
2" SQ x 70" Line Post	009860	009299	3.80	
2" SQ x 70" End Post	009868	009310	3.80	
2" SQ x 70" Corner Post	009876	009309	3.80	
2" SQ x 70" Gate Post	009884	009311	6.40	
4' Wide Straight Gate	009816	009314	18.00	
5' Wide Straight Gate	009817	009316	24.00	
6' Wide Straight Gate	927000	075V00	27.00	
4' Wide Arch Gate	009824	009313	18.00	
5' Wide Arch Gate	009825	009315	24.00	
6' Wide Arch Gate	009788	009761	27.00	
5' High Panel	009805	009935	11.45	
2" SQ x 88" Line Post	009866	029P00	4.50	
2" SQ x 88" End Post	009874	027P00	4.50	
2" SQ x 88" Corner Post	009882	009929	4.50	
2" SQ x 88" Gate Post	009890	030P00	8.00	
4' Wide Straight Gate	009820	009928	20.00	
5' Wide Straight Gate	009821	009938	23.00	
6' Wide Straight Gate	009779	009940	30.00	
4' Wide Arch Gate	009828	009937	20.00	
5' Wide Arch Gate	009829	031P00	23.00	
6' Wide Arch Gate	843Q00	009939	30.00	



Universal Top - 4 Rail Picket Bottom



DESCRIPTION	PART NO. BLACK	PART NO. BRONZE	WEIGHT EA.	NOTES
6' High Panel	009806	009954	14.32	
2" SQ x 106" Line Post	009867	009955	4.93	
2" SQ x 106" End Post	009875	009957	4.93	
2" SQ x 106" Corner Post	009883	009956	4.93	
2" SQ x 106" Gate Post	009891	009958	9.70	
4' Wide Straight Gate	009822	009961	20.00	
5' Wide Straight Gate	009823	009963	30.00	
6' Wide Straight Gate	847W00	009965	33.00	
4' Wide Arch Gate	009830	009960	20.00	
5' Wide Arch Gate	009831	009962	30.00	
6' Wide Arch Gate	011124	009964	33.00	



All gates listed are single swing and welded • Hinges included • Post Caps included • Panel screws are color matched and included




Universal Top - 2 Rail Flush Bottom

DESCRIPTION	PART NO. BLACK	PART NO. BRONZE	WEIGHT EA.	NOTES
4' High Panel	009811	009748	8.70	
2" SQ x 70" Line Post	009864	009749	3.20	
2" SQ x 70" End Post	009872	009751	3.20	
2" SQ x 70" Corner Post	009880	009750	3.20	
2" SQ x 70" Gate Post	009888	009752	6.40	
4' Wide Straight Gate	009812	009758	18.00	
5' Wide Straight Gate	009813	009760	20.00	
4' Wide Arch Gate	009814	009757	18.00	
5' Wide Arch Gate	009815	009759	20.00	



Universal Top - 3 Rail Flush Bottom




DESCRIPTION	PART NO. BLACK	PART NO. BRONZE	WEIGHT EA.	NOTES
54" High Panel	009804	009331	10.83	
2" SQ x 82" Line Post	009865	009333	4.00	
2" SQ x 82" End Post	009873	009335	4.00	
2" SQ x 82" Corner Post	009881	009334	4.00	
2" SQ x 82" Gate Post	009889	009360	7.50	
4' Wide Straight Gate	009818	009337	20.00	
5' Wide Straight Gate	009819	219V00	23.00	
6' Wide Straight Gate	087R00	009932	29.00	
4' Wide Arch Gate	009826	009336	20.00	
5' Wide Arch Gate	009827	009909	23.00	
6' Wide Arch Gate	011095	009910	29.00	



All gates listed are single swing and welded • Hinges included • Post Caps included • Panel screws are color matched and included

Universal Spear Top - 3 Rail Picket Bottom




DESCRIPTION	PART NO. BLACK	PART NO. BRONZE	WEIGHT EA.	NOTES
4' High Panel	009807	009317	9.79	
2" SQ x 70" Line Post	009860	009299	3.80	
2" SQ x 70" End Post	009868	009310	3.80	
2" SQ x 70" Corner Post	009876	009309	3.80	
2" SQ x 70" Gate Post	009884	009311	6.40	
4' Wide Straight Gate	009844	009319	19.00	
5' Wide Straight Gate	009845	009322	24.00	
6' Wide Straight Gate	009500	009799	27.00	
4' Wide Arch Gate	009852	009318	19.00	
5' Wide Arch Gate	009853	009321	24.00	
6' Wide Arch Gate	011070	009797	27.00	
5' High Panel	009809	009941	11.27	
2" SQ x 88" Line Post	009866	029P00	4.93	
2" SQ x 88" End Post	009874	027P00	4.50	
2" SQ x 88" Corner Post	009882	009929	4.50	
2" SQ x 88" Gate Post	009890	030P00	8.00	
4' Wide Straight Gate	009848	009949	20.00	
5' Wide Straight Gate	009849	009951	23.00	
6' Wide Straight Gate	057R00	010036	23.00	
4' Wide Arch Gate	009856	009942	20.00	
5' Wide Arch Gate	009857	009944	23.00	
6' Wide Arch Gate	011072	009946	30.00	



All gates listed are single swing and welded • Hinges included • Post Caps included • Panel screws are color matched and included


Universal Spear Top - 4 Rail Picket Bottom

DESCRIPTION	PART NO. BLACK	PART NO. BRONZE	WEIGHT EA.	NOTES
6' High Panel	009810	009989	14.18	
2" SQ x 106" Line Post	009867	009955	4.93	
2" SQ x 106" End Post	009875	009957	4.93	
2" SQ x 106" Corner Post	009883	009956	4.93	
2" SQ x 106" Gate Post	009891	009958	9.70	
4' Wide Straight Gate	009850	010002	20.75	
5' Wide Straight Gate	009851	010004	23.75	
6' Wide Straight Gate	011080	010006	33.00	
4' Wide Arch Gate	009858	010001	20.75	
5' Wide Arch Gate	009859	010003	23.75	
6' Wide Arch Gate	727R00	010005	33.00	



Universal Spear Top - 3 Rail Flush Bottom




DESCRIPTION	PART NO. BLACK	PART NO. BRONZE	WEIGHT EA.	NOTES
54" High Panel	009808	009332	10.65	
2" SQ x 82" Line Post	009865	009333	4.50	
2" SQ x 82" End Post	009873	009360	4.00	
2" SQ x 82" Corner Post	009881	009335	4.00	
2" SQ x 82" Gate Post	009889	009334	7.50	
4' Wide Straight Gate	009846	009339	20.00	
5' Wide Straight Gate	009847	009933	23.00	
6' Wide Straight Gate	201Q00	669P00	29.00	
4' Wide Arch Gate	009854	009338	20.00	
5' Wide Arch Gate	009855	671P00	23.00	
6' Wide Arch Gate	744W00	009934	29.00	



All gates listed are single swing and welded • Hinges included • Post Caps included • Panel screws are color matched and included

Puppy Picket Universal Top - 4 Rail Picket Bottom


DESCRIPTION	PART NO. BLACK	PART NO. BRONZE	WEIGHT EA.	NOTES
4' High Panel	011763	011858	16.61	
2" SQ x 70" Line Post	011764	011860	3.20	
2" SQ x 70" End Post	011766	011864	3.20	
2" SQ x 70" Corner Post	011765	011862	3.20	
2" SQ x 70" Gate Post	011767	011866	6.40	
4' Wide Straight Gate	011769	011870	14.56	
5' Wide Straight Gate	011801	011874	17.31	
6' Wide Straight Gate	011813	011876	20.06	
4' Wide Arch Gate	011768	011868	15.29	
5' Wide Arch Gate	011800	011872	18.19	
6' Wide Arch Gate	011806	011875	21.09	
5' High Panel	011814	011877	18.39	
2" SQ x 88" Line Post	011816	011878	4.00	
2" SQ x 88" End Post	011820	011880	4.00	
2" SQ x 88" Corner Post	011818	011879	4.00	
2" SQ x 88" Gate Post	011822	011881	8.00	
4' Wide Straight Gate	011826	011883	16.82	
5' Wide Straight Gate	011830	011891	19.92	
6' Wide Straight Gate	011834	011893	23.02	
4' Wide Arch Gate	011824	011882	17.55	
5' Wide Arch Gate	011828	011884	20.81	
6' Wide Arch Gate	011832	011892	24.07	
6' High Panel	011836	011894	20.16	
2" SQ x 106" Line Post	011838	011895	4.80	
2" SQ x 106" End Post	011842	011897	4.80	
2" SQ x 106" Corner Post	011840	011896	4.80	
2" SQ x 106" Gate Post	011844	011898	9.70	
4' Wide Straight Gate	011848	011900	19.07	
5' Wide Straight Gate	011852	011929	22.53	
6' Wide Straight Gate	011856	011931	25.99	
4' Wide Arch Gate	011846	011899	19.81	
5' Wide Arch Gate	011850	011927	23.42	
6' Wide Arch Gate	011854	011930	27.03	



All gates listed are single swing and welded • Hinges included • Post Caps included • Panel screws are color matched and included

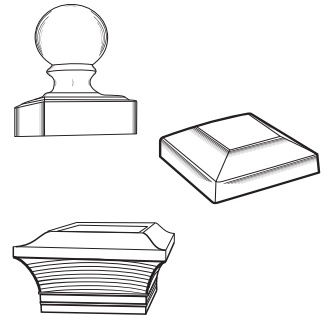
Blank Posts / Post Cap included

DESCRIPTION	PART NO. BLACK	PART NO. BRONZE	WEIGHT EA.	NOTES
2" SQ x 70" x .060"	009892	009312	3.80	
2" SQ x 82" x .060"	009893	—	4.00	
2" SQ x 82" x .125"	009291	009361	7.50	
2" SQ x 88" x .060"	009894	—	4.50	
2" SQ x 88" x .125"	009608	009936	5.00	
2" SQ x 106" x .060"	009895	—	4.80	
2" SQ x 106" x .125"	617P00	009959	5.11	
3" SQ x 70" x .125"	009523	011140	6.00	
3" SQ x 82" x .125"	009301	011160	23.00	
3" SQ x 88" x .125"	009437	011163	12.00	
3" SQ x 106" x .125"	009462	011166	14.50	
4" SQ x 70" x .125"	009924	011159	10.00	
4" SQ x 88" x .125"	374W00	374W01	16.00	
4" SQ x 106" x .125"	233T00	011169	15.14	
6" SQ x 88" x .125"	784Q00	011164	38.50	



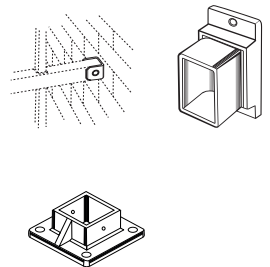
2" SQ Post Caps

DESCRIPTION	PART NO. BLACK	PART NO. BRONZE	WEIGHT EA.	NOTES
2" SQ Ball Post Cap	744O00	606P00	0.68	
2" SQ Pyramid Post Cap	009896	010007	0.10	
2" SQ Solar Post Cap	009380	—	0.79	



Hardware

DESCRIPTION	PART NO. BLACK	PART NO. BRONZE	WEIGHT EA.	NOTES
5/8" Mount Bracket	594M00	009324	0.35	
5/8" Swivel Angle Bracket	009123	009325	1.00	
Post Mount for 2" SQ Post	857N00	147Q00	1.00	

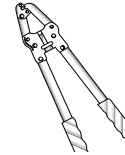

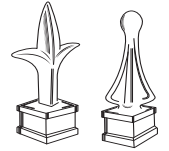


All gates listed are single swing and welded • Hinges included • Post Caps included • Panel screws are color matched and included

6' Length Panels • 5/8" SQ Pickets • 1" SQ Rails

Accessories

DESCRIPTION	PART NO. BLACK	PART NO. BRONZE	WEIGHT EA.	NOTES
5/8" Tri-Top Finial	086P00	010008	0.75	
5/8" Quad-Top Finial	009377	010009	0.25	
5/8" Butterfly Scroll	009371	010010	0.50	
6' Panel Circle Pack	009386	010012	3.20	
Rail Notcher	009114	N/A	3.00	
6 Pack of Replacement Screws	009385	010011	0.05	

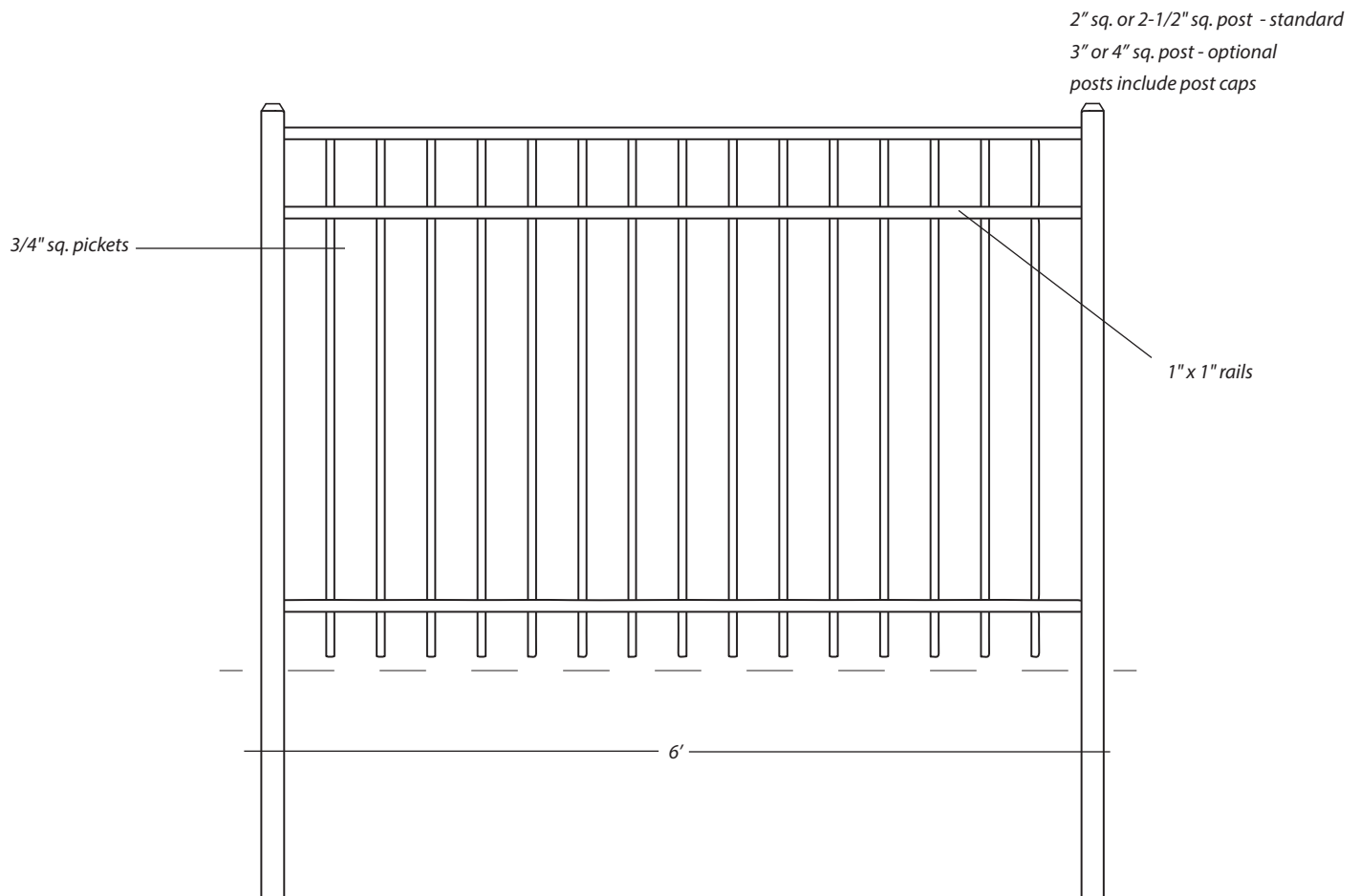


Touch Up

DESCRIPTION	PART NO. BLACK	PART NO. BRONZE	WEIGHT EA.	NOTES
Touch Up Paint Can	009124	009914	2.00	



All gates listed are single swing and welded • Hinges included • Post Caps included • Panel screws are color matched and included






Elegant Appearance and Superior Performance

Product Features

- Long lasting - never develop red rust
- Pre-assembled sections for quick and easy installation
- Durable Architectural grade powder coat resists fading and scratches and is easy to maintain
- Rackable panels (up to 36 inches over 6 feet) to follow the contour of the landscape
- Notched post and rail system with no brackets for "good neighbor" look
- Wide selection of styles to complement any residential property
- Gates are welded rail and picket for added strength and durability
- Full line of accessories available
- Made in USA
- Lifetime Limited Warranty

Picket Top - 3 Rail Picket Bottom



DESCRIPTION	PART NO. BLACK	PART NO. BRONZE	WEIGHT EA.	NOTES
4' High Panel	010334	—	12.00	
2" SQ x 70" Line Post	009861	—	3.80	
2" SQ x 70" End Post	009869	—	3.80	
2" SQ x 70" Corner Post	009877	—	3.80	
2" SQ x 70" Gate Post	009885	—	3.80	
2-1/2" SQ x 70" Line Post	009971	—	5.25	
2-1/2" SQ x 70" End Post	009969	—	5.25	
2-1/2" SQ x 70" Corner Post	009968	—	5.25	
2-1/2" SQ x 70" Gate Post	010279	—	8.38	
4' Wide Straight Gate	010282	—	10.80	
5' Wide Straight Gate	010297	—	13.60	
4' Wide Arch Gate	010280	—	11.70	
5' Wide Arch Gate	010294	—	14.80	
5' High Panel	010336	—	13.80	
2" SQ x 88" Line Post	009862	—	4.50	
2" SQ x 88" End Post	009870	—	4.50	
2" SQ x 88" Corner Post	009878	—	4.50	
2" SQ x 88" Gate Post	009886	—	4.50	
2-1/2" SQ x 88" Line Post	009790	—	5.00	
2-1/2" SQ x 88" End Post	009791	—	5.00	
2-1/2" SQ x 88" Corner Post	000U31	—	7.00	
2-1/2" SQ x 88" Gate Post	000U32	—	10.00	
4' Wide Straight Gate	010287	—	12.70	
5' Wide Straight Gate	010325	—	16.00	
4' Wide Arch Gate	010286	—	13.70	
5' Wide Arch Gate	010323	—	14.20	



All gates listed are single swing and welded • Hinges included • Post Caps included • Panel screws are color matched and included

Picket Top - 4 Rail Picket Bottom


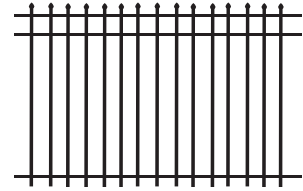
DESCRIPTION	PART NO. BLACK	PART NO. BRONZE	WEIGHT EA.	NOTES
6' High Panel	010366	—	17.30	
2" SQ x 106" Line Post	009863	—	4.93	
2" SQ x 106" End Post	009871	—	4.93	
2" SQ x 106" Corner Post	009879	—	4.93	
2" SQ x 106" Gate Post	009887	—	4.93	
2-1/2" SQ x 106" Line Post	010275	—	8.13	
2-1/2" SQ x 106" End Post	009418	—	8.13	
2-1/2" SQ x 106" Corner Post	009417	—	8.13	
2-1/2" SQ x 106" Gate Post	010272	—	12.50	
4' Wide Straight Gate	010293	—	15.60	
5' Wide Straight Gate	010332	—	19.60	
4' Wide Arch Gate	010289	—	16.60	
5' Wide Arch Gate	010331	—	20.10	



All gates listed are single swing and welded • Hinges included • Post Caps included • Panel screws are color matched and included

Spear Top - 3 Rail Picket Bottom


DESCRIPTION	PART NO. BLACK	PART NO. BRONZE	WEIGHT EA.	NOTES
4' High Panel	009288	012570	12.00	
2" SQ x 70" Line Post	009861	828M00	3.80	
2" SQ x 70" End Post	009869	830M00	3.80	
2" SQ x 70" Corner Post	009877	829M00	3.80	
2" SQ x 70" Gate Post	009885	011137	3.80	
2-1/2" SQ x 70" Line Post	009971	338V00	5.25	
2-1/2" SQ x 70" End Post	009969	339V00	5.25	
2-1/2" SQ x 70" Corner Post	009968	340V00	5.25	
2-1/2" SQ x 70" Gate Post	010279	857M00	8.38	
4' Wide Straight Gate	009289	012571	10.60	
5' Wide Straight Gate	009290	012572	13.40	
4' Wide Arch Gate	010281	012573	11.60	
5' Wide Arch Gate	010295	012574	14.60	
5' High Panel	009786	012575	13.80	
2" SQ x 88" Line Post	009862	009304	4.50	
2" SQ x 88" End Post	009870	009302	4.50	
2" SQ x 88" Corner Post	009878	009303	4.50	
2" SQ x 88" Gate Post	009886	009305	4.50	
2-1/2" SQ x 88" Line Post	009790	327V00	5.00	
2-1/2" SQ x 88" End Post	009791	328V00	5.00	
2-1/2" SQ x 88" Corner Post	000U31	329V00	7.00	
2-1/2" SQ x 88" Gate Post	000U32	335V00	10.00	
4' Wide Straight Gate	009787	012576	12.70	
5' Wide Straight Gate	010326	012577	16.00	
4' Wide Arch Gate	010284	012578	13.70	
5' Wide Arch Gate	010300	012579	17.20	



All gates listed are single swing and welded • Hinges included • Post Caps included • Panel screws are color matched and included

Spear Top - 4 Rail Picket Bottom



DESCRIPTION	PART NO. BLACK	PART NO. BRONZE	WEIGHT EA.	NOTES
6' High Panel	009911	012580	17.30	
2" SQ x 106" Line Post	009863	009978	4.93	
2" SQ x 106" End Post	009871	009981	4.93	
2" SQ x 106" Corner Post	009879	009979	4.93	
2" SQ x 106" Gate Post	009887	009982	4.93	
2-1/2" SQ x 106" Line Post	010275	—	8.13	
2-1/2" SQ x 106" End Post	009418	—	8.13	
2-1/2" SQ x 106" Corner Post	009417	—	8.13	
2-1/2" SQ x 106" Gate Post	010272	—	12.50	
4' Wide Straight Gate	009912	012581	15.00	
5' Wide Straight Gate	009913	012582	20.00	
4' Wide Arch Gate	010291	012583	16.60	
5' Wide Arch Gate	010329	012584	20.10	



All gates listed are single swing and welded • Hinges included • Post Caps included • Panel screws are color matched and included

Universal Top - 3 Rail Picket Bottom




DESCRIPTION	PART NO. BLACK	PART NO. BRONZE	WEIGHT EA.	NOTES
4' High Panel	009285	009340	12.00	
2" SQ x 70" Line Post	009860	009299	3.80	
2" SQ x 70" End Post	009868	009310	3.80	
2" SQ x 70" Corner Post	009876	009309	3.80	
2" SQ x 70" Gate Post	009884	009311	3.80	
2-1/2" SQ x 70" Line Post	009897	701X00	5.15	
2-1/2" SQ x 70" End Post	009898	705X00	5.15	
2-1/2" SQ x 70" Corner Post	009700	702X00	5.15	
2-1/2" SQ x 70" Gate Post	009899	700X00	6.00	
4' Wide Straight Gate	009286	009348	10.80	
5' Wide Straight Gate	009287	009351	13.60	
4' Wide Arch Gate	009347	009346	10.80	
5' Wide Arch Gate	010296	009350	14.80	
5' High Panel	000005	012589	11.00	
2" SQ x 88" Line Post	009866	029P00	4.50	
2" SQ x 88" End Post	009874	027P00	4.50	
2" SQ x 88" Corner Post	009882	009929	4.50	
2" SQ x 88" Gate Post	009890	030P00	4.50	
2-1/2" SQ x 88" Line Post	939000	012562	7.00	
2-1/2" SQ x 88" End Post	940000	012563	7.00	
2-1/2" SQ x 88" Corner Post	941000	012564	7.00	
2-1/2" SQ x 88" Gate Post	009926	012565	10.00	
4' Wide Straight Gate	000084	012590	9.50	
5' Wide Straight Gate	010324	012591	16.10	
4' Wide Arch Gate	010365	012592	13.80	
5' Wide Arch Gate	010299	012593	17.30	



All gates listed are single swing and welded • Hinges included • Post Caps included • Panel screws are color matched and included

Universal Top - 4 Rail Picket Bottom



DESCRIPTION	PART NO. BLACK	PART NO. BRONZE	WEIGHT EA.	NOTES
6' High Panel	009772	012596	17.30	
2" SQ x 106" Line Post	009867	009955	4.93	
2" SQ x 106" End Post	009875	009957	4.93	
2" SQ x 106" Corner Post	009883	009956	4.93	
2" SQ x 106" Gate Post	009891	009958	4.93	
2-1/2" SQ x 106" Line Post	010274	—	8.13	
2-1/2" SQ x 106" End Post	010268	—	8.13	
2-1/2" SQ x 106" Corner Post	010265	—	8.13	
2-1/2" SQ x 106" Gate Post	010273	—	12.50	
4' Wide Straight Gate	151V00	012597	15.00	
5' Wide Straight Gate	010333	012598	19.80	
4' Wide Arch Gate	010290	012599	16.70	
5' Wide Arch Gate	010328	012600	21.00	



All gates listed are single swing and welded • Hinges included • Post Caps included • Panel screws are color matched and included




Universal Top - 2 Rail Flush Bottom

DESCRIPTION	PART NO. BLACK	PART NO. BRONZE	WEIGHT EA.	NOTES
4' High Panel	009172	698X00	10.70	
2" SQ x 70" Line Post	009864	009749	3.80	
2" SQ x 70" End Post	009872	009751	4.93	
2" SQ x 70" Corner Post	009880	009750	3.80	
2" SQ x 70" Gate Post	009888	009752	3.80	
2-1/2" SQ x 70" Line Post	943000	012558	6.80	
2-1/2" SQ x 70" End Post	944000	012559	6.80	
2-1/2" SQ x 70" Corner Post	687P00	012560	6.80	
2-1/2" SQ x 70" Gate Post	010278	012561	8.38	
4' Wide Straight Gate	009174	012585	9.50	
5' Wide Straight Gate	009176	012586	13.50	
5' Wide Arch Gate	009175	012587	10.40	
4' Wide Arch Gate	009173	012588	13.50	



Universal Top - 3 Rail Flush Bottom



DESCRIPTION	PART NO. BLACK	PART NO. BRONZE	WEIGHT EA.	NOTES
54" High Panel	009246	009359	13.00	
2" SQ x 82" Line Post	009865	009333	4.00	
2" SQ x 82" End Post	009873	009335	4.00	
2" SQ x 82" Corner Post	009881	009334	4.00	
2" SQ x 82" Gate Post	009889	009360	4.00	
2-1/2" SQ x 82" Line Post	833M00	009917	6.00	
2-1/2" SQ x 82" End Post	834M00	009919	6.00	
2-1/2" SQ x 82" Corner Post	835M00	009918	6.00	
2-1/2" SQ x 82" Gate Post	154S00	009920	10.00	
4' Wide Straight Gate	009247	009363	12.00	
5' Wide Straight Gate	009249	009365	15.00	
4' Wide Arch Gate	009248	012594	12.90	
5' Wide Arch Gate	009250	012595	16.20	



All gates listed are single swing and welded • Hinges included • Post Caps included • Panel screws are color matched and included

Universal Spear Top - 3 Rail Picket Bottom



DESCRIPTION	PART NO. BLACK	PART NO. BRONZE	WEIGHT EA.	NOTES
4' High Panel	009292	009352	12.00	
2" SQ x 70" Line Post	009860	009299	3.80	
2" SQ x 70" End Post	009868	009310	3.80	
2" SQ x 70" Corner Post	009876	009309	3.80	
2" SQ x 70" Gate Post	009884	009311	3.80	
2-1/2" SQ x 70" Line Post	009897	701X00	5.15	
2-1/2" SQ x 70" End Post	009898	705X00	5.15	
2-1/2" SQ x 70" Corner Post	009700	702X00	5.15	
2-1/2" SQ x 70" Gate Post	009899	700X00	6.00	
4' Wide Straight Gate	009293	009353	10.80	
5' Wide Straight Gate	009294	009356	13.60	
4' Wide Arch Gate	009354	009355	10.80	
5' Wide Arch Gate	009357	009358	13.60	
5' High Panel	010335	012613	13.80	
2" SQ x 88" Line Post	009866	029P00	4.50	
2" SQ x 88" End Post	009874	027P00	4.50	
2" SQ x 88" Corner Post	009882	009929	4.50	
2" SQ x 88" Gate Post	009890	030P00	4.50	
2-1/2" SQ x 88" Line Post	939000	012562	7.00	
2-1/2" SQ x 88" End Post	940000	012563	7.00	
2-1/2" SQ x 88" Corner Post	941000	012564	7.00	
2-1/2" SQ x 88" Gate Post	009926	012565	10.00	
4' Wide Straight Gate	010283	012614	12.80	
5' Wide Straight Gate	010298	012615	16.10	
4' Wide Arch Gate	010285	012616	13.80	
5' Wide Arch Gate	010322	012617	17.30	



All gates listed are single swing and welded • Hinges included • Post Caps included • Panel screws are color matched and included



Universal Spear Top - 4 Rail Picket Bottom

DESCRIPTION	PART NO. BLACK	PART NO. BRONZE	WEIGHT EA.	NOTES
6' High Panel	010337	012620	17.30	
2" SQ x 106" Line Post	009867	009955	4.93	
2" SQ x 106" End Post	009875	009957	4.93	
2" SQ x 106" Corner Post	009883	009956	4.93	
2" SQ x 106" Gate Post	009891	009958	4.93	
2-1/2" SQ x 106" Line Post	010274	—	8.13	
2-1/2" SQ x 106" End Post	010268	—	8.13	
2-1/2" SQ x 106" Corner Post	010265	—	8.13	
2-1/2" SQ x 106" Gate Post	010273	—	12.50	
4' Wide Straight Gate	010288	012621	15.50	
5' Wide Straight Gate	010327	012622	19.50	
4' Wide Arch Gate	010292	012623	17.05	
5' Wide Arch Gate	010330	012624	20.70	



Universal Spear Top - 3 Rail Flush Bottom

DESCRIPTION	PART NO. BLACK	PART NO. BRONZE	WEIGHT EA.	NOTES
54" High Panel	009251	009366	12.90	
2" SQ x 82" Line Post	009865	009333	4.50	
2" SQ x 82" End Post	009873	009335	4.00	
2" SQ x 82" Corner Post	009881	009334	4.00	
2" SQ x 82" Gate Post	009889	009360	4.00	
2-1/2" SQ x 82" Line Post	833M00	009917	6.00	
2-1/2" SQ x 82" End Post	834M00	009919	6.00	
2-1/2" SQ x 82" Corner Post	835M00	009918	6.00	
2-1/2" SQ x 82" Gate Post	154S00	009920	10.00	
4' Wide Straight Gate	009252	009368	11.70	
5' Wide Straight Gate	009255	009370	14.80	
4' Wide Arch Gate	009253	012618	13.50	
5' Wide Arch Gate	009254	012619	15.90	



All gates listed are single swing and welded • Hinges included • Post Caps included • Panel screws are color matched and included

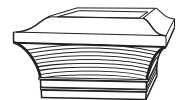
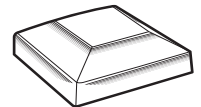

Blank Post / Post Cap included

DESCRIPTION	PART NO. BLACK	PART NO. BRONZE	WEIGHT EA.	NOTES
2" SQ x 70"H x .060"	009892	009312	3.80	
2" SQ x 82"H x .060"	009893	—	4.00	
2" SQ x 82"H x .125"	009291	009361	4.00	
2" SQ x 88"H x .060"	009894	—	4.50	
2" SQ x 88"H x .125"	009608	009936	4.65	
2" SQ x 106"H x .060"	009895	—	4.93	
2" SQ x 106"H x .125"	617P00	009959	5.11	
2-1/2" SQ x 70"H x .075"	009970	012625	5.57	
2-1/2" SQ x 82"H x .075"	009930	—	6.25	
2-1/2" SQ x 82"H x .125"	010263	012626	9.50	
2-1/2" SQ x 88"H x .125"	010264	012627	6.75	
2-1/2" SQ x 106"H x .125"	010277	009923	10.20	
3" SQ x 70"H x .125"	009523	011140	6.00	
3" SQ x 82"H x .125"	009301	011160	23.00	
3" SQ x 88"H x .125"	009437	011163	12.00	
3" SQ x 106"H x .125"	009462	011166	14.50	
4" SQ x 70"H x .125"	009924	011159	10.00	
4" SQ x 88"H x .125"	374W00	374W01	16.00	
4" SQ x 106"H x .125"	233T00	011169	15.14	
6" SQ x 70"H x .125"	891W00	—	30.63	
6" SQ x 88"H x .125"	784Q00	011164	38.50	



Post Caps

DESCRIPTION	PART NO. BLACK	PART NO. BRONZE	WEIGHT EA.	NOTES
2" SQ Ball Post Cap	744O00	606P00	0.68	
2" SQ Pyramid Post Cap	009896	010007	0.10	
2" SQ Solar Post Cap	009380	—	0.79	
2-1/2" SQ Ball Post Cap	009381	012634	0.50	
2-1/2" SQ Pyramid Post Cap	009379	012635	0.13	

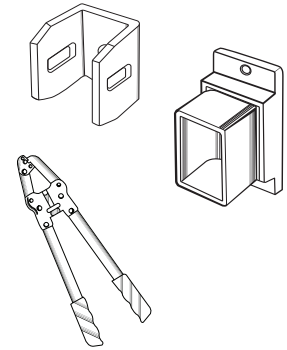


All gates listed are single swing and welded • Hinges included • Post Caps included • Panel screws are color matched and included

6' Length Panels • 3/4" SQ Pickets • 1" SQ Rail


Hardware

DESCRIPTION	PART NO. BLACK	PART NO. BRONZE	WEIGHT EA.	NOTES
Wall Mount Bracket	731P00	012628	0.35	
Swivel Angle Bracket	730P00	012629	1.00	
Post Mount for 2" SQ Post	857N00	147Q00	1.00	
Post Mount for 2-1/2" SQ Post	009378	009915	1.00	



Accessories

DESCRIPTION	PART NO. BLACK	PART NO. BRONZE	WEIGHT EA.	NOTES
3/4" Tri-Top Finial	009382	012630	0.25	
3/4" Quad-Top Finial	009383	012631	0.25	
3/4" Butterfly Scroll	009384	012632	0.50	
6' Panel Circle Pack	009386	010012	4.18	
Rail Notcher	009114	N/A	3.00	
6 Pack of Replacement Screws	009385	010011	0.05	

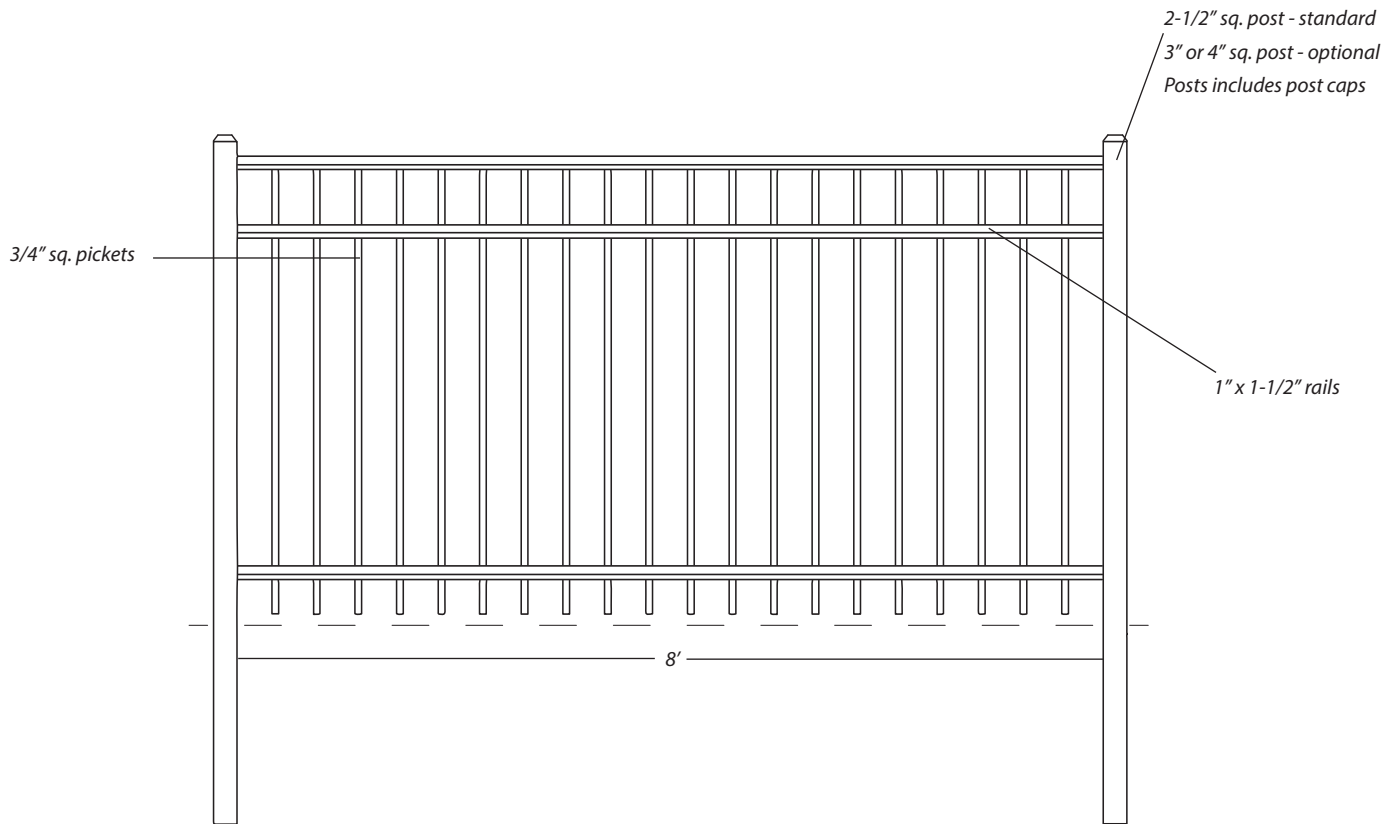


Touch Up

DESCRIPTION	PART NO. BLACK	PART NO. BRONZE	WEIGHT EA.	NOTES
Touch Up Paint Can	009124	009914	2.00	



All gates listed are single swing and welded • Hinges included • Post Caps included • Panel screws are color matched and included





Elegant Appearance and Superior Performance

Product Features

- Long lasting - never develop red rust
- Pre-assembled sections for quick and easy installation
- Durable Architectural grade powder coat resists fading and scratches and is easy to maintain
- Rackable panels (up to 48 inches over 8 feet) to follow the contour of the landscape
- Notched post and rail system with no brackets for "good neighbor" look
- Wide selection of styles to complement any residential property
- Gates are welded rail and picket for added strength and durability
- Full line of accessories available
- Made in USA
- Lifetime Limited Warranty

Picket Top - 3 Rail Picket Bottom




DESCRIPTION	PART NO. BLACK	PART NO. BRONZE	WEIGHT EA.	NOTES
4' High Panel	1115BK	1115BZ	31.29	
2-1/2" SQ x 70" Line Post	009971	338V00	5.25	
2-1/2" SQ x 70" End Post	009969	339V00	5.25	
2-1/2" SQ x 70" Corner Post	009968	340V00	5.25	
2-1/2" SQ x 70" Gate Post	010279	857M00	8.38	
3' Wide Straight Gate	1206BK	1206BZ	19.75	
4' Wide Straight Gate	1207BK	1207BZ	21.75	
5' Wide Straight Gate	1208BK	1208BZ	25.75	
6' Wide Straight Gate	1209BK	1209BZ	39.00	
7' Wide Straight Gate	1210BK	1210BZ	44.00	
8' Wide Straight Gate	1211BK	1211BZ	48.00	
3' Wide Arch Gate	1212BK	1212BZ	19.75	
4' Wide Arch Gate	1213BK	1213BZ	21.75	
5' Wide Arch Gate	1214BK	1214BZ	25.75	
6' Wide Arch Gate	1215BK	1215BZ	39.00	
7' Wide Arch Gate	1216BK	1216BZ	44.00	
8' Wide Arch Gate	1217BK	1217BZ	48.00	
5' High Panel	1120BK	1120BZ	33.57	
2-1/2" SQ x 88" Line Post	009790	327V00	5.00	
2-1/2" SQ x 88" End Post	009791	328V00	5.00	
2-1/2" SQ x 88" Corner Post	000U31	329V00	7.00	
2-1/2" SQ x 88" Gate Post	000U32	335V00	10.00	
3' Wide Straight Gate	1321BK	1321BZ	20.75	
4' Wide Straight Gate	1322BK	1322BZ	24.75	
5' Wide Straight Gate	1323BK	1323BZ	28.75	
6' Wide Straight Gate	1324BK	1324BZ	41.00	
7' Wide Straight Gate	1325BK	1325BZ	49.00	
8' Wide Straight Gate	1326BK	1326BZ	54.00	
3' Wide Arch Gate	1327BK	1327BZ	20.75	
4' Wide Arch Gate	1328BK	1328BZ	24.75	
5' Wide Arch Gate	1329BK	1329BZ	28.75	
6' Wide Arch Gate	1330BK	1330BZ	41.00	
7' Wide Arch Gate	1331BK	1331BZ	49.00	
8' Wide Arch Gate	1332BK	1332BZ	54.00	



All gates listed are single swing and welded • Hinges included • Post Caps included • Panel screws are color matched and included



Picket Top - 3 Rail Picket Bottom

DESCRIPTION	PART NO. BLACK	PART NO. BRONZE	WEIGHT EA.	NOTES
6' High Panel	1124BK	1124BZ	42.71	
2-1/2" SQ x 106" Line Post	727P00	443V00	8.00	
2-1/2" SQ x 106" End Post	728P00	444V00	8.00	
2-1/2" SQ x 106" Corner Post	729P00	445V00	8.00	
2-1/2" SQ x 106" Gate Post	009780	446V00	16.00	
3' Wide Straight Gate	1413BK	1413BZ	20.75	
4' Wide Straight Gate	1414BK	1414BZ	24.75	
5' Wide Straight Gate	1415BK	1415BZ	28.75	
6' Wide Straight Gate	1416BK	1416BZ	44.00	
7' Wide Straight Gate	1417BK	1417BZ	55.00	
8' Wide Straight Gate	1418BK	1418BZ	60.00	
3' Wide Arch Gate	1419BK	1419BZ	20.75	
4' Wide Arch Gate	1420BK	1420BZ	24.75	
5' Wide Arch Gate	1421BK	1421BZ	28.75	
6' Wide Arch Gate	1422BK	1422BZ	44.00	
7' Wide Arch Gate	1423BK	1423BZ	55.00	
8' Wide Arch Gate	1424BK	1424BZ	60.00	



Spear Top - 3 Rail Picket Bottom



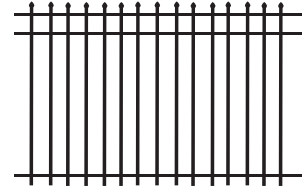
DESCRIPTION	PART NO. BLACK	PART NO. BRONZE	WEIGHT EA.	NOTES
4' High Panel	1114BK	1114BZ	27.70	
2-1/2" SQ x 70" Line Post	009971	338V00	5.25	
2-1/2" SQ x 70" End Post	009969	339V00	5.25	
2-1/2" SQ x 70" Corner Post	009968	340V00	5.25	
2-1/2" SQ x 70" Gate Post	010279	857M00	8.38	
3' Wide Straight Gate	1183BK	1183BZ	19.75	
4' Wide Straight Gate	1184BK	1184BZ	22.00	
5' Wide Straight Gate	1185BK	1185BZ	25.00	
6' Wide Straight Gate	1186BK	1186BZ	39.00	
7' Wide Straight Gate	1187BK	1187BZ	44.00	
8' Wide Straight Gate	1188BK	1188BZ	48.00	
3' Wide Arch Gate	1189BK	1189BZ	19.75	
4' Wide Arch Gate	1190BK	1190BZ	24.00	
5' Wide Arch Gate	1191BK	1191BZ	25.00	
6' Wide Arch Gate	1192BK	1192BZ	39.00	
7' Wide Arch Gate	1193BK	1193BZ	44.00	
8' Wide Arch Gate	1194BK	1194BZ	48.00	



All gates listed are single swing and welded • Hinges included • Post Caps included • Panel screws are color matched and included

Spear Top - 3 Rail Picket Bottom



DESCRIPTION	PART NO. BLACK	PART NO. BRONZE	WEIGHT EA.	NOTES
5' High Panel	1119BK	1119BZ	31.75	
2-1/2" SQ x 88" Line Post	009790	327V00	5.00	
2-1/2" SQ x 88" End Post	009791	328V00	5.00	
2-1/2" SQ x 88" Corner Post	000U31	329V00	7.00	
2-1/2" SQ x 88" Gate Post	000U32	335V00	10.00	
3' Wide Straight Gate	1298BK	1298BZ	20.75	
4' Wide Straight Gate	1299BK	1299BZ	24.00	
5' Wide Straight Gate	1300BK	1300BZ	28.00	
6' Wide Straight Gate	1301BK	1301BZ	41.00	
7' Wide Straight Gate	1302BK	1302BZ	49.00	
8' Wide Straight Gate	1303BK	1303BZ	54.00	
3' Wide Arch Gate	1304BK	1304BZ	20.75	
4' Wide Arch Gate	1305BK	1305BZ	26.00	
5' Wide Arch Gate	1306BK	1306BZ	28.00	
6' Wide Arch Gate	1307BK	1307BZ	41.00	
7' Wide Arch Gate	1308BK	1308BZ	49.00	
8' Wide Arch Gate	1309BK	1309BZ	54.00	
6' High Panel	1123BK	1123BZ	40.39	
2-1/2" SQ x 106" Line Post	727P00	443V00	8.00	
2-1/2" SQ x 106" End Post	728P00	444V00	8.00	
2-1/2" SQ x 106" Corner Post	729P00	445V00	8.00	
2-1/2" SQ x 106" Gate Post	009780	446V00	16.00	
3' Wide Straight Gate	1390BK	1390BZ	20.75	
4' Wide Straight Gate	1391BK	1391BZ	24.75	
5' Wide Straight Gate	1392BK	1392BZ	28.75	
6' Wide Straight Gate	1393BK	1393BZ	44.00	
7' Wide Straight Gate	1394BK	1394BZ	55.00	
8' Wide Straight Gate	1395BK	1395BZ	60.00	
3' Wide Arch Gate	1396BK	1396BZ	20.75	
4' Wide Arch Gate	1397BK	1397BZ	24.75	
5' Wide Arch Gate	1398BK	1398BZ	28.75	
6' Wide Arch Gate	1399BK	1399BZ	44.00	
7' Wide Arch Gate	1400BK	1400BZ	55.00	
8' Wide Arch Gate	1401BK	1401BZ	60.00	



All gates listed are single swing and welded • Hinges included • Post Caps included • Panel screws are color matched and included

Universal Top - 3 Rail Picket Bottom



DESCRIPTION	PART NO. BLACK	PART NO. BRONZE	WEIGHT EA.	NOTES
4' High Panel	1112BK	1112BZ	23.00	
2-1/2" SQ x 70" Line Post	009897	701X00	5.15	
2-1/2" SQ x 70" End Post	009898	705X00	5.15	
2-1/2" SQ x 70" Corner Post	009700	702X00	5.15	
2-1/2" SQ x 70" Gate Post	009899	700X00	6.00	
3' Wide Straight Gate	1137BK	1137BZ	19.75	
4' Wide Straight Gate	1138BK	1138BZ	21.75	
5' Wide Straight Gate	1139BK	1139BZ	25.75	
6' Wide Straight Gate	1140BK	1140BZ	39.00	
7' Wide Straight Gate	1141BK	1141BZ	44.00	
8' Wide Straight Gate	1142BK	1142BZ	48.00	
3' Wide Arch Gate	1143BK	1143BZ	19.75	
4' Wide Arch Gate	1144BK	1144BZ	21.75	
5' Wide Arch Gate	1145BK	1145BZ	25.75	
6' Wide Arch Gate	1146BK	1146BZ	39.00	
7' Wide Arch Gate	1147BK	1147BZ	44.00	
8' Wide Arch Gate	1148BK	1148BZ	48.00	
5' High Panel	1118BK	1118BZ	33.57	
2-1/2" SQ x 88" Line Post	939000	012566	7.00	
2-1/2" SQ x 88" End Post	940000	012567	7.00	
2-1/2" SQ x 88" Corner Post	941000	012568	7.00	
2-1/2" SQ x 88" Gate Post	009926	012569	10.00	
3' Wide Straight Gate	1275BK	1275BZ	20.75	
4' Wide Straight Gate	1276BK	1276BZ	24.00	
5' Wide Straight Gate	1277BK	1277BZ	28.00	
6' Wide Straight Gate	1278BK	1278BZ	41.00	
7' Wide Straight Gate	1279BK	1279BZ	49.00	
8' Wide Straight Gate	1280BK	1280BZ	54.00	
3' Wide Arch Gate	1281BK	1281BZ	20.75	
4' Wide Arch Gate	1282BK	1282BZ	26.00	
5' Wide Arch Gate	1283BK	1283BZ	28.00	
6' Wide Arch Gate	1284BK	1284BZ	41.00	
7' Wide Arch Gate	1285BK	1285BZ	49.00	
8' Wide Arch Gate	1286BK	1286BZ	54.00	



All gates listed are single swing and welded • Hinges included • Post Caps included • Panel screws are color matched and included



Universal Top - 3 Rail Picket Bottom

DESCRIPTION	PART NO. BLACK	PART NO. BRONZE	WEIGHT EA.	NOTES
6' High Panel	1122BK	1122BZ	42.71	
2-1/2" SQ x 106" Line Post	831M00	012566	8.00	
2-1/2" SQ x 106" End Post	837M00	012567	8.00	
2-1/2" SQ x 106" Corner Post	838M00	012568	8.00	
2-1/2" SQ x 106" Gate Post	839M00	012569	10.00	
3" Wide Straight Gate	1367BK	1367BZ	20.75	
4" Wide Straight Gate	1368BK	1368BZ	24.75	
5" Wide Straight Gate	1369BK	1369BZ	28.75	
6" Wide Straight Gate	1370BK	1370BZ	44.00	
7" Wide Straight Gate	1371BK	1371BZ	55.00	
8" Wide Straight Gate	1372BK	1372BZ	60.00	
3" Wide Arch Gate	1373BK	1373BZ	20.75	
4" Wide Arch Gate	1374BK	1374BZ	24.75	
5" Wide Arch Gate	1375BK	1375BZ	28.75	
6" Wide Arch Gate	1376BK	1376BZ	44.00	
7" Wide Arch Gate	1377BK	1377BZ	55.00	
8" Wide Arch Gate	1378BK	1378BZ	60.00	



Universal Top - 2 Rail Flush Bottom



DESCRIPTION	PART NO. BLACK	PART NO. BRONZE	WEIGHT EA.	NOTES
4' High Panel	1111BK	1111BZ	18.25	
2-1/2" SQ x 70" Line Post	943O00	012558	6.80	
2-1/2" SQ x 70" End Post	944O00	012559	6.80	
2-1/2" SQ x 70" Corner Post	687P00	012560	6.80	
2-1/2" SQ x 70" Gate Post	010278	012561	8.38	
3" Wide Straight Gate	1126BK	1126BZ	19.75	
4" Wide Straight Gate	1127BK	1127BZ	21.00	
5" Wide Straight Gate	1128BK	1128BZ	25.00	
3" Wide Arch Gate	1129BK	1129BZ	19.00	
4" Wide Arch Gate	1130BK	1130BZ	21.00	
5" Wide Arch Gate	1131BK	1131BZ	25.00	



All gates listed are single swing and welded • Hinges included • Post Caps included • Panel screws are color matched and included



Universal Top - 3 Rail Flush Bottom

DESCRIPTION	PART NO. BLACK	PART NO. BRONZE	WEIGHT EA.	NOTES
54" High Panel	1116BK	1116BZ	30.23	
2-1/2" SQ x 82" Line Post	833M00	009917	6.00	
2-1/2" SQ x 82" End Post	834M00	009919	6.00	
2-1/2" SQ x 82" Corner Post	835M00	009918	6.00	
2-1/2" SQ x 82" Gate Post	154S00	009920	10.00	
3' Wide Straight Gate	1229BK	1229BZ	20.75	
4' Wide Straight Gate	1230BK	1230BZ	23.00	
5' Wide Straight Gate	1231BK	1231BZ	28.00	
6' Wide Straight Gate	1232BK	1232BZ	41.00	
7' Wide Straight Gate	1233BK	1233BZ	48.00	
8' Wide Straight Gate	1234BK	1234BZ	52.00	
3' Wide Arch Gate	1235BK	1235BZ	20.75	
4' Wide Arch Gate	1236BK	1236BZ	25.00	
5' Wide Arch Gate	1237BK	1237BZ	28.00	
6' Wide Arch Gate	1238BK	1238BZ	41.00	
7' Wide Arch Gate	1239BK	1239BZ	48.00	
8' Wide Arch Gate	1240BK	1240BZ	52.00	



Universal Spear Top - 3 Rail Picket Bottom



DESCRIPTION	PART NO. BLACK	PART NO. BRONZE	WEIGHT EA.	NOTES
4' High Panel	1113BK	1113BZ	31.29	
2-1/2" SQ x 70" Line Post	009897	701X00	5.15	
2-1/2" SQ x 70" End Post	009898	705X00	5.15	
2-1/2" SQ x 70" Corner Post	009700	702X00	5.15	
2-1/2" SQ x 70" Gate Post	009899	700X00	6.00	
3' Wide Straight Gate	1160BK	1160BZ	19.75	
4' Wide Straight Gate	1161BK	1161BZ	21.75	
5' Wide Straight Gate	1162BK	1162BZ	25.75	
6' Wide Straight Gate	1163BK	1163BZ	39.00	
7' Wide Straight Gate	1164BK	1164BZ	44.00	
8' Wide Straight Gate	1165BK	1165BZ	48.00	
3' Wide Arch Gate	1166BK	1166BZ	19.75	
4' Wide Arch Gate	1167BK	1167BZ	21.75	
5' Wide Arch Gate	1168BK	1168BZ	25.75	
6' Wide Arch Gate	1169BK	1169BZ	39.00	
7' Wide Arch Gate	1170BK	1170BZ	44.00	
8' Wide Arch Gate	1171BK	1171BZ	48.00	



All gates listed are single swing and welded • Hinges included • Post Caps included • Panel screws are color matched and included

Universal Spear Top - 3 Rail Picket Bottom



DESCRIPTION	PART NO. BLACK	PART NO. BRONZE	WEIGHT EA.	NOTES
5' High Panel	1121BK	1121BZ	33.57	
2-1/2" SQ x 88" Line Post	939000	012562	7.00	
2-1/2" SQ x 88" End Post	940000	012563	7.00	
2-1/2" SQ x 88" Corner Post	941000	012564	7.00	
2-1/2" SQ x 88" Gate Post	009926	012565	10.00	
3' Wide Straight Gate	1344BK	1344BZ	20.75	
4' Wide Straight Gate	1345BK	1345BZ	24.00	
5' Wide Straight Gate	1346BK	1346BZ	28.00	
6' Wide Straight Gate	1347BK	1347BZ	41.00	
7' Wide Straight Gate	1348BK	1348BZ	49.00	
8' Wide Straight Gate	1349BK	1349BZ	54.00	
3' Wide Arch Gate	1350BK	1350BZ	20.75	
4' Wide Arch Gate	1351BK	1351BZ	26.00	
5' Wide Arch Gate	1352BK	1352BZ	28.00	
6' Wide Arch Gate	1353BK	1353BZ	41.00	
7' Wide Arch Gate	1354BK	1354BZ	49.00	
8' Wide Arch Gate	1355BK	1355BZ	54.00	
6' High Panel	1125BK	1125BZ	42.71	
2-1/2" SQ x 106" Line Post	831M00	012563	8.00	
2-1/2" SQ x 106" End Post	837M00	012563	8.00	
2-1/2" SQ x 106" Corner Post	838M00	012564	8.00	
2-1/2" SQ x 106" Gate Post	839M00	012565	10.00	
3' Wide Straight Gate	1436BK	1436BZ	20.75	
4' Wide Straight Gate	1437BK	1437BZ	24.75	
5' Wide Straight Gate	1438BK	1438BZ	28.75	
6' Wide Straight Gate	1439BK	1439BZ	44.00	
7' Wide Straight Gate	1440BK	1440BZ	55.00	
8' Wide Straight Gate	1441BK	1441BZ	60.00	
3' Wide Arch Gate	1442BK	1442BZ	20.75	
4' Wide Arch Gate	1443BK	1443BZ	24.75	
5' Wide Arch Gate	1444BK	1444BZ	28.75	
6' Wide Arch Gate	1445BK	1445BZ	44.00	
7' Wide Arch Gate	1446BK	1446BZ	55.00	
8' Wide Arch Gate	1447BK	1447BZ	60.00	



All gates listed are single swing and welded • Hinges included • Post Caps included • Panel screws are color matched and included

Universal Spear Top - 3 Rail Flush Bottom

DESCRIPTION	PART NO. BLACK	PART NO. BRONZE	WEIGHT EA.	NOTES
54" High Panel	1117BK	1117BZ	30.23	
2-1/2" SQ x 82" Line Post	833M00	009917	6.00	
2-1/2" SQ x 82" End Post	834M00	009919	6.00	
2-1/2" SQ x 82" Corner Post	835M00	009918	6.00	
2-1/2" SQ x 82" Gate Post	154S00	009920	10.00	
3' Wide Straight Gate	1252BK	1252BZ	20.75	
4' Wide Straight Gate	1253BK	1253BZ	23.00	
5' Wide Straight Gate	1254BK	1254BZ	28.00	
6' Wide Straight Gate	1255BK	1255BZ	41.00	
7' Wide Straight Gate	1256BK	1256BZ	48.00	
8' Wide Straight Gate	1257BK	1257BZ	52.00	
3' Wide Arch Gate	1258BK	1258BZ	20.75	
4' Wide Arch Gate	1259BK	1259BZ	25.00	
5' Wide Arch Gate	1260BK	1260BZ	28.00	
6' Wide Arch Gate	1261BK	1261BZ	41.00	
7' Wide Arch Gate	1262BK	1262BZ	48.00	
8' Wide Arch Gate	1263BK	1263BZ	52.00	



Blank Posts / Post Cap included

DESCRIPTION	PART NO. BLACK	PART NO. BRONZE	WEIGHT EA.	NOTES
2-1/2" SQ x 70" x .075"	009970	012625	5.57	
2-1/2" SQ x 82" x .075"	009930	—	5.80	
2-1/2" SQ x 82" x .125"	010263	012626	9.50	
2-1/2" SQ x 88" x .125"	010264	012627	10.20	
2-1/2" SQ x 106" x .125"	010277	009923	12.30	
3" SQ x 70" x .125"	009523	011140	19.00	
3" SQ x 82" x .125"	009301	011160	23.00	
3" SQ x 88" x .125"	009437	011163	24.00	
3" SQ x 106" x .125"	009462	011166	29.00	
4" SQ x 70" x .125"	009924	011159	26.00	
4" SQ x 88" x .125"	374W00	374W01	33.00	
4" SQ x 106" x .125"	233T00	011169	40.00	
6" SQ x 70" x .125"	891W00	—	40.00	
6" SQ x 88" x .125"	784Q00	011164	50.00	

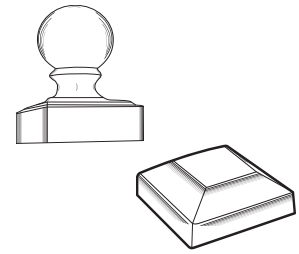


All gates listed are single swing and welded • Hinges included • Post Caps included • Panel screws are color matched and included

8' Length Panels • 3/4" SQ Pickets • 1" W x 1-1/2" H Rails

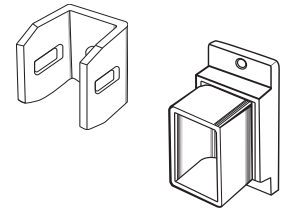
Post Caps

DESCRIPTION	PART NO. BLACK	PART NO. BRONZE	WEIGHT EA.	NOTES
2-1/2" SQ Ball Post Cap	009381	012634	0.50	
2-1/2" SQ Pyramid Post Cap	009379	012635	0.13	




Hardware

DESCRIPTION	PART NO. BLACK	PART NO. BRONZE	WEIGHT EA.	NOTES
Wall Mount Bracket	731P00	012628	0.20	
Swivel Angle Bracket	730P00	012629	0.55	
Post Mount for 2-1/2" SQ Post	009378	009915	1.00	



Accessories

DESCRIPTION	PART NO. BLACK	PART NO. BRONZE	WEIGHT EA.	NOTES
3/4" Tri-Top Finial	009382	012630	0.25	
3/4" Quad-Top Finial	009383	012631	0.25	
3/4" Butterfly Scroll	009384	012632	0.50	
8' Panel Circle Pack	009387	012633	4.18	
Rail Notcher	009114	N/A	3.00	
6 Pack of Replacement Screws	009385	010011	0.05	



Touch Up

DESCRIPTION	PART NO. BLACK	PART NO. BRONZE	WEIGHT EA.	NOTES
Touch Up Paint Can	009124	009914	2.00	



All gates listed are single swing and welded • Hinges included • Post Caps included • Panel screws are color matched and included

Single Swing Gates

OPENING	LEAF WIDTH	HINGE CLEARANCE	LATCH CLEARANCE	GATE POST SPACING
3'	34.5"	.5"	1"	36"
4'	46.5"	.5"	1"	48"
5'	58.5"	.5"	1"	60"
6'	70.5"	.5"	1"	72"
8'	94.5"	.5"	1"	96"

Double Swing Gates

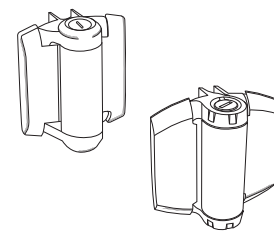
OPENING	LEAF WIDTH	HINGE CLEARANCE	LATCH CLEARANCE	GATE POST SPACING
8'	93"	.5"	1"	96"
10'	117"	.5"	1"	120"
12'	58.5"	.5"	1"	144"
14'	70.5"	.5"	1"	168"
16'	94.5"	.5"	1"	192"

NOTE: Gate Post Spacing is from inside post to inside post and can vary slightly with hinge and latch selection.

All gates listed are single swing and welded • Hinges included • Post Caps included • Panel screws are color matched and included

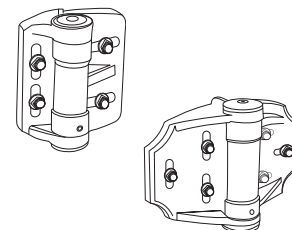
TruClose Hinge / Standard - Sold by the pair

DESCRIPTION	PART NO. BLACK	GATE WEIGHT LIMIT	GATE GAP RANGE	IDEAL GATE GAP	WEIGHT PR.	NOTES
Regular - TCA1S3BT	044440	66 lbs	11/32" to 7/8"	3/4"	0.54	
Heavy Duty - TCHD1AS3BT	448044	154 lbs	11/32" to 1"	3/4"	1.35	



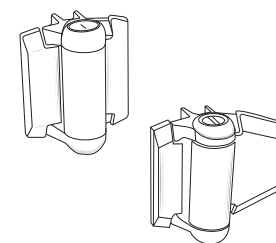
TruClose Hinge / Multi-Adjustable - Sold by the pair

DESCRIPTION	PART NO. BLACK	GATE WEIGHT LIMIT	GATE GAP RANGE	IDEAL GATE GAP	WEIGHT PR.	NOTES
Mini - TCAMA1	198013	55 lbs	7/8" to 1-1/2"	1-1/8"	1.20	
Mini - TCAMA2	036434	55 lbs	7/8" to 2"	1-3/8"	1.00	
Heavy Duty - TCHDMA1	198002	132 lbs	5/8" to 1-3/8"	1"	2.40	



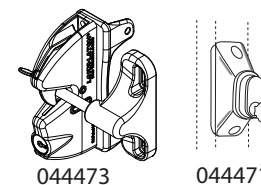
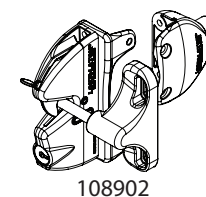
TruClose Hinge / Alignment Legs - Sold by the pair

DESCRIPTION	PART NO. BLACK	GATE WEIGHT LIMIT	FIXED GATE GAP	WEIGHT PR.	NOTES
Regular - TCA1L2S3BT	448252	66 lbs	13/16"	0.62	
Heavy Duty - TCHD1AL2S-3BT	048046	154 lbs	13/16"	1.50	
Heavy Duty - TCHD1L2S3BT	448022	154 lbs	13/16"	1.50	



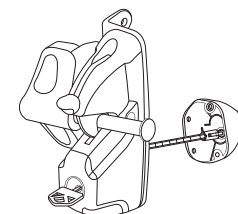
LokkLatch® Key Lockable

DESCRIPTION	PART NO. BLACK	MAX. POST SIZE	GATE GAP RANGE	WEIGHT EA.	NOTES
Regular with External Access Kit (EAK) - LLAAB	108902	6"	3/8" to 1-3/8"	1.00	
Regular - LLAA	044473	6"	3/8" to 1-3/8"	0.45	
External Access Kit (EAK) - LLB	044471	N/A	N/A	0.20	



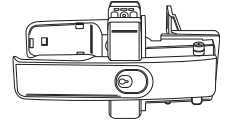
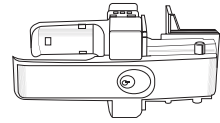
LokkLatch® Key Deluxe / Operates and locks from both sides of gate • Includes EAK

DESCRIPTION	PART NO. BLACK	MAX. POST SIZE	GATE GAP RANGE	WEIGHT EA.	NOTES
Uses Unique Key - LLDAB-K	108912	6"	5/8" to 1-1/2"	1.50	
Uses Standard D&D Key - LLDAB-KSA	044487	6"	5/8" to 1-1/2"	1.32	



LokkLatch® Magnetic / Operates and locks from both sides of gate

DESCRIPTION	PART NO.	POST SIZE RANGE	GATE GAP RANGE	IDEAL GATE GAP	WEIGHT EA.	NOTES
Black Finish - LLMKABT	009092	1-1/2" to 6"	3/8" to 1-1/4"	3/4"	1.92	
Satin Finish - LLMKAST	009094	1-1/2" to 6"	3/8" to 1-1/4"	3/4"	1.92	



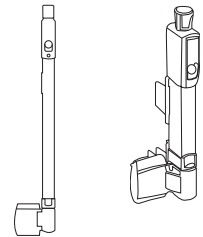
LokkLatch® Gate Handle / Fits right or left hand openings

DESCRIPTION	PART NO. BLACK	WEIGHT EA.	NOTES
Gate Handle - LL3GH	044476	0.12	



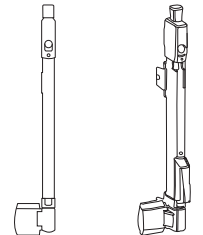
MagnaLatch® Series 3 / 6 pin re-keyable security lock

DESCRIPTION	PART NO. BLACK	MIN. GATE HEIGHT	GATE GAP RANGE	WEIGHT EA.	NOTES
Top Pull - ML3TPKA	009449	48"	1/2" to 1-1/2"	1.71	
Vertical Pull - ML3VPKA	009450	60"	1/2" to 1-1/2"	1.38	



MagnaLatch® Alert / Visual and audible alarm when gate is unlatched, 6 pin re-keyable security lock

DESCRIPTION	PART NO. BLACK	MIN. GATE HEIGHT	GATE GAP RANGE	WEIGHT EA.	NOTES
Top Pull - ML3ATPKA	010037	48"	1/2" to 1-1/2"	2.02	
Vertical Pull - ML3AVPKA	010038	60"	1/2" to 1-1/2"	1.62	



Q-Bolt Drop Rod / Padlockable, Padlock not included

DESCRIPTION	PART NO. BLACK	WEIGHT EA.	NOTES
24" H - QB124	424B00	2.60	
40" H - QB140	007951	4.96	



NOTES

Classic Premier™ - Commercial

Commercial

3/4" SQ 16 ga Pickets • 1-1/2" SQ 14 ga Rails

Pages OS-1 to OS-16

Classic Premier™ - Industrial

Commercial and Industrial

1" SQ 14 ga Pickets • 1-3/4" SQ 14 ga Rails

Pages OS-17 to OS-38

Montage®

Residential

5/8" 18 ga Pickets • 15/16" W x 1-1/4" H x 14 ga Rails

Pages OS-39 to OS-64

Montage® Plus

Residential and Commercial

3/4" 18 ga Pickets • 1-7/16" W x 1-1/2" H x 14 ga Rails

Pages OS-65 to OS-94

Remington™ Texas

Residential

5/8" SQ 18 ga Pickets • 1" SQ x 16 ga Rails

Pages OS-95 to OS-100

Remington™ West

Residential

5/8" 18 ga Pickets • 1" SQ x 16 ga Rails

Pages OS-101 to OS-104

Remington™ Plus

Commercial

3/4" 16 ga Pickets • 1-1/2" SQ x 14 ga Rails

Pages OS-105 to OS-107

Monumental Iron Works®

Special Order Commercial

Pages OS-108 to OS-110

D&D Gate Hardware

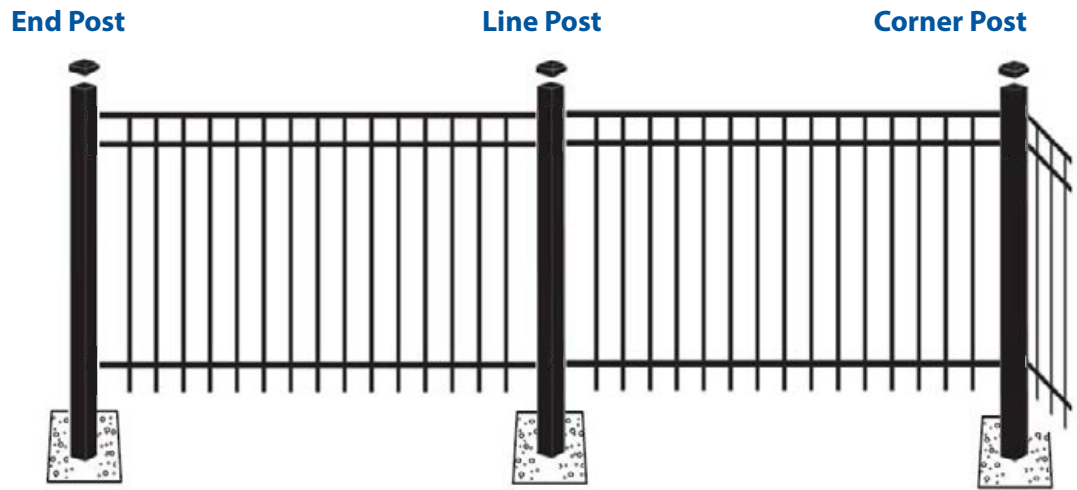
Pages OS-111 to OS-112



Check List

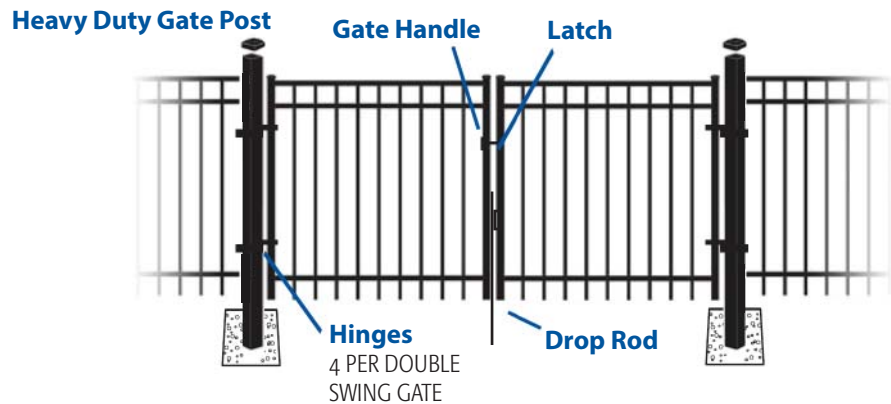
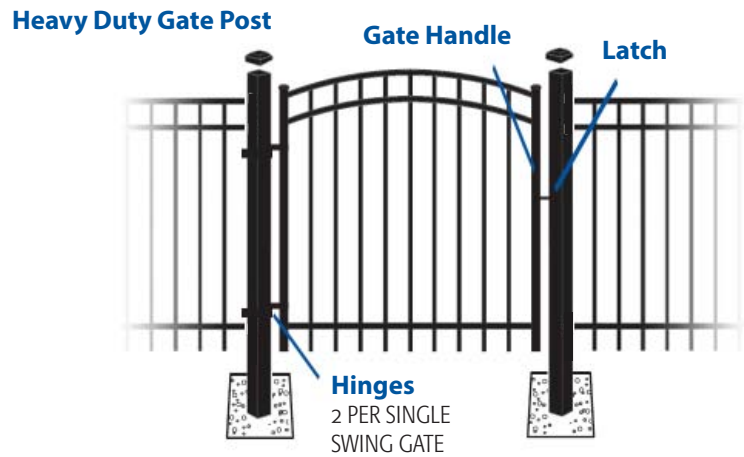
Fence

- Panel
- Line Post
- End Post
- Corner Post
- Post Cap
- Brackets
(if needed)



Gates

- Gate
- Heavy Duty Gate Post
- Post Cap
- Hinges
- Latch
- Pool Code Compliant
- Drop Rod
- Gate Handle



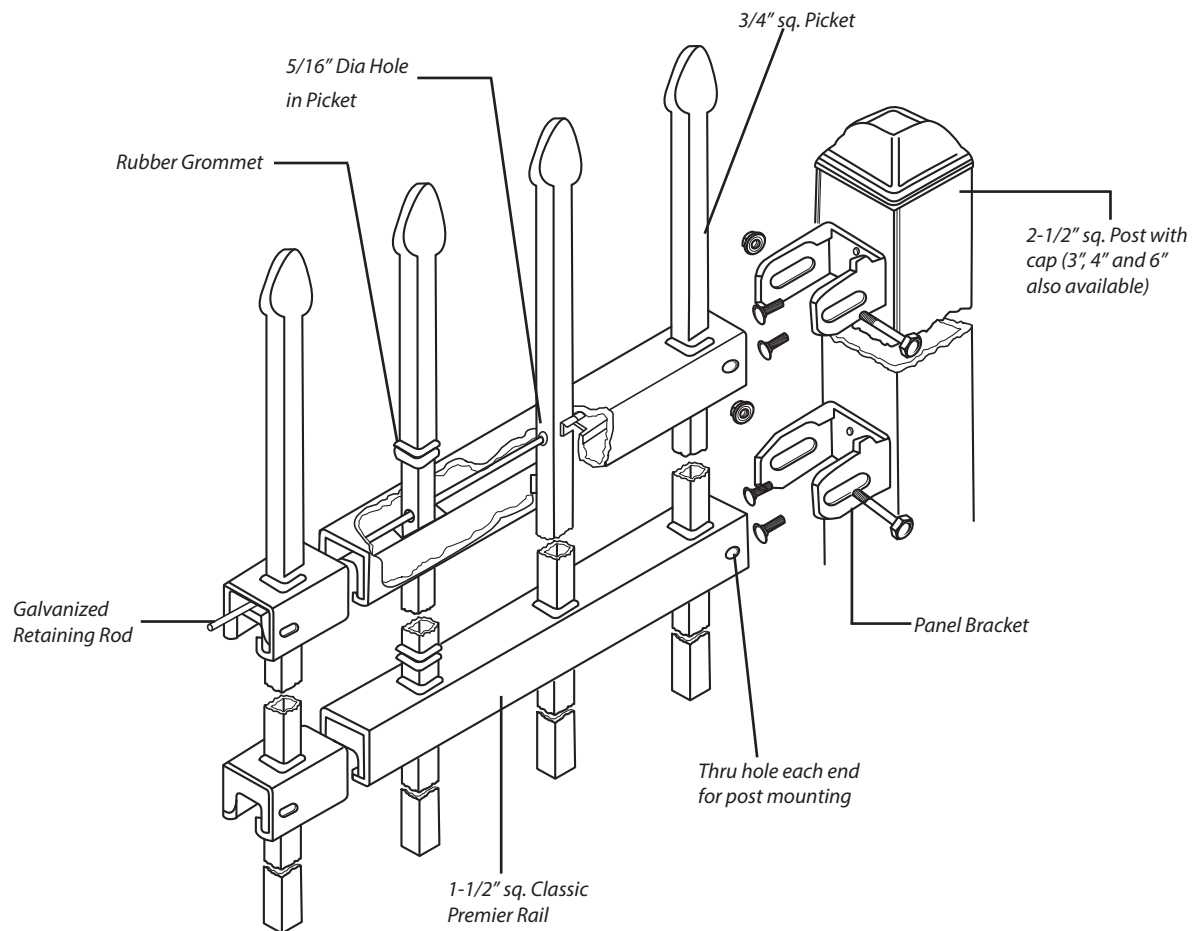
TOOLS

TAPE MEASURE, STRING & STAKES, POST HOLE DIGGER, WHEELBARROW, SHOVEL, HOE, CONCRETE, CARPENTER'S LEVEL, HACKSAW, NOTCHING TOOL, BUTTON CLIP FASTENER

ACCESS CONTROLS

SWING/SLIDE GATE OPERATORS AND ACCESSORIES





Strength and Maintenance-Free Performance that is ideal for Commercial Applications

Product Features

- Permacoat™ Protective Finish that is durable and provides resistance from weathering
- Biasability of a minimum of 25% allows the fence to follow the contour of the landscape to enhance and secure the property
- ForeRunner™ Rail system for provides an internal security system for the panel with no exposed fasteners
- Ready to assemble - quick and easy installation
- Gates are welded rail and picket for added strength and durability
- Full line of accessories available to customize the fence
- Made with up to 96" recycled domestic steel that earns LEED points
- Over 30 year of demonstrated excellence and Made in USA
- 10 Year Limited Warranty

Picket - 2 Rail Picket Bottom

6' Panel Length:

Biasable to 18"

Contains 15 pickets, 2 rails, 2 retaining rods, 30 rubber grommets

Post spacing for 2-1/2" SQ posts = 76-3/4" O.C. ± 1/2"

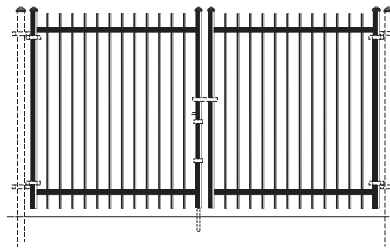
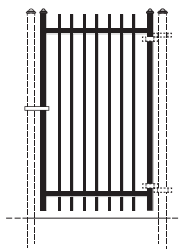
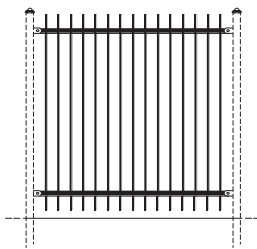
8' Panel Length:

Biasable to 24"

Contains 19 pickets, 2 rails, 2 retaining rods, 38 rubber grommets

Post spacing for 2-1/2" SQ posts = 95-1/2" O.C. ± 1/2"

DESCRIPTION	PART NO. BLACK	WEIGHT EA.	NOTES
4' Height x 6' Panel Length	449072	50.00	
4' High x 8' Panel Length	449042	68.00	
42" Wide Single Swing Gate	450842	49.00	
4' Wide Single Swing Gate	450872	57.00	
12' Wide Double Swing Gate	450902	155.00	
14' Wide Double Swing Gate	450932	176.00	
16' Wide Double Swing Gate	450962	197.00	
20' Wide Double Swing Gate	450992	241.00	
5' Height x 6' Panel Length	449082	57.00	
5' Height x 8' Panel Length	449052	78.00	
42" Wide Single Swing Gate	450852	58.00	
4' Wide Single Swing Gate	450882	68.00	
12' Wide Double Swing Gate	450912	181.00	
14' Wide Double Swing Gate	450942	204.00	
16' Wide Double Swing Gate	450972	227.00	
20' Wide Double Swing Gate	451002	280.00	
6' Height x 6' Panel Length	449092	64.00	
6' Height x 8' Panel Length	449062	88.00	
42" Wide Single Swing Gate	450862	68.00	
4' Wide Single Swing Gate	450892	78.00	
12' Wide Double Swing Gate	450922	206.00	
14' Wide Double Swing Gate	450952	233.00	
16' Wide Double Swing Gate	450982	258.00	
20' Wide Double Swing Gate	451012	318.00	



Panels supplied unassembled/components packaged • 1/8" diameter galvanized steel retaining rods • Grommets included

Picket - 3 Rail Picket Bottom

6' Panel Length:

Biasable to 18"

Contains 15 pickets, 3 rails, 3 retaining rods, 45 rubber grommets

Post spacing for 2-1/2" SQ posts = 71-1/2" O.C. ± 1/2"

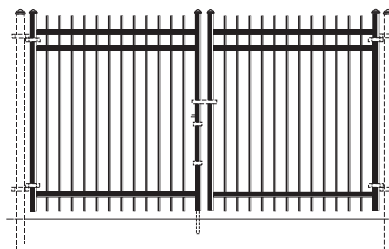
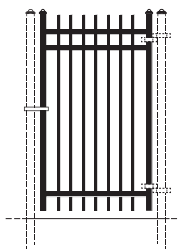
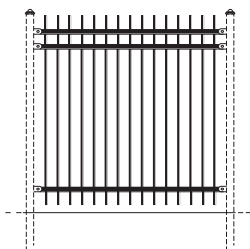
8' Panel Length:

Biasable to 24"

Contains 19 pickets, 3 rails, 3 retaining rods, 57 rubber grommets

Post spacing for 2-1/2" SQ posts = 95-1/2" O.C. ± 1/2"

DESCRIPTION	PART NO. BLACK	WEIGHT EA.	NOTES
4' Height x 6' Panel Length	449132	61.00	
4' Height x 8' Panel Length	449102	82.00	
42" Wide Single Swing Gate	451022	49.00	
4' Wide Single Swing Gate	451052	57.00	
12' Wide Double Swing Gate	451082	155.00	
14' Wide Double Swing Gate	451112	176.00	
16' Wide Double Swing Gate	451142	197.00	
20' Wide Double Swing Gate	451172	241.00	
5' Height x 6' Panel Length	449142	68.00	
5' Height x 8' Panel Length	449112	92.00	
42" Wide Single Swing Gate	451032	58.00	
4' Wide Single Swing Gate	451062	68.00	
12' Wide Double Swing Gate	451092	181.00	
14' Wide Double Swing Gate	451122	204.00	
16' Wide Double Swing Gate	451152	227.00	
20' Wide Double Swing Gate	451182	280.00	
6' Height x 6' Panel Length	449152	75.00	
6' Height x 8' Panel Length	449122	102.00	
42" Wide Single Swing Gate	451042	68.00	
4' Wide Single Swing Gate	451072	78.00	
12' Wide Double Swing Gate	451102	206.00	
14' Wide Double Swing Gate	451132	233.00	
16' Wide Double Swing Gate	451162	258.00	
20' Wide Double Swing Gate	451192	318.00	



Panels supplied unassembled/components packaged • 1/8" diameter galvanized steel retaining rods • Grommets included

Picket - 3 Rail Picket Bottom with Rings

6' Panel Length:

Biasable to 18"

Contains 15 pickets, 3 rails, 3 retaining rods, 45 rubber grommets

Post spacing for 2-1/2" SQ posts = 76-3/4" O.C. ± 1/2"

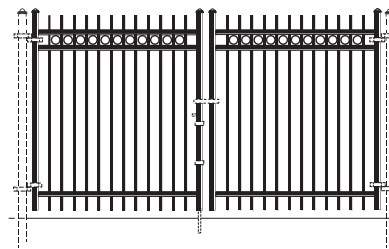
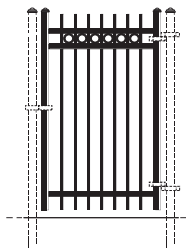
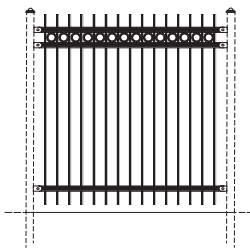
8' Panel Length:

Biasable to 24"

Contains 19 pickets, 3 rails, 3 retaining rods, 57 rubber grommets

Post spacing for 2-1/2" SQ posts = 95-1/2" O.C. ± 1/2"

DESCRIPTION	PART NO. BLACK	WEIGHT EA.	NOTES
4' Height x 6' Panel Length	449192	71.00	
4' Height x 8' Panel Length	449162	95.00	
42" Wide Single Swing Gate	451202	61.00	
4' Wide Single Swing Gate	451232	72.00	
12' Wide Double Swing Gate	451262	197.00	
14' Wide Double Swing Gate	451292	226.00	
16' Wide Double Swing Gate	451322	255.00	
20' Wide Double Swing Gate	451352	315.00	
5' Height x 6' Panel Length	449202	78.00	
5' Height x 8' Panel Length	449172	105.00	
42" Wide Single Swing Gate	451212	70.00	
4' Wide Single Swing Gate	451242	82.00	
12' Wide Double Swing Gate	451272	224.00	
14' Wide Double Swing Gate	451302	255.00	
16' Wide Double Swing Gate	451332	285.00	
20' Wide Double Swing Gate	451362	354.00	
6' Height x 6' Panel Length	449212	85.00	
6' Height x 8' Panel Length	449182	115.00	
42" Wide Single Swing Gate	451222	79.00	
4' Wide Single Swing Gate	451252	92.00	
12' Wide Double Swing Gate	451282	249.00	
14' Wide Double Swing Gate	451312	283.00	
16' Wide Double Swing Gate	451342	317.00	
20' Wide Double Swing Gate	451372	391.00	



Panels supplied unassembled/components packaged • 1/8" diameter galvanized steel retaining rods • Grommets included

Spear - 2 Rail Picket Bottom

6' Panel Length:

Biasable to 18"

Contains 15 pickets, 2 rails, 2 retaining rods, 30 rubber grommets

Post spacing for 2-1/2" SQ posts = 76-3/4" O.C. ± 1/2"

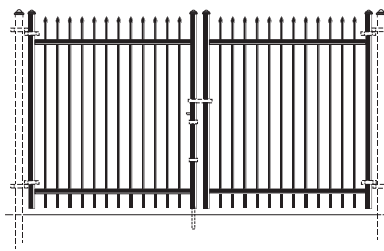
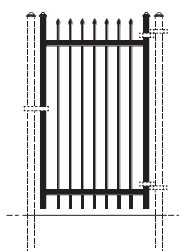
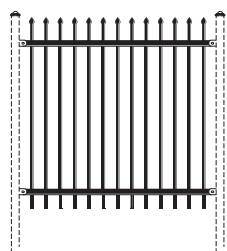
8' Panel Length:

Biasable to 24"

Contains 19 pickets, 2 rails, 2 retaining rods, 38 rubber grommets

Post spacing for 2-1/2" SQ posts = 95-1/2" O.C. ± 1/2"

DESCRIPTION	PART NO. BLACK	WEIGHT EA.	NOTES
4' High x 6' Panel Length	448712	50.00	
4' High x 8' Panel Length	448682	68.00	
42" Wide Single Swing Gate	449762	49.00	
4' Wide Single Swing Gate	449792	57.00	
12' Wide Double Swing Gate	449822	155.00	
14' Wide Double Swing Gate	449852	176.00	
16' Wide Double Swing Gate	449882	197.00	
20' Wide Double Swing Gate	449912	241.00	
5' Height x 6' Panel Length	448722	57.00	
5' Height x 8' Panel Length	448692	78.00	
42" Wide Single Swing Gate	449772	58.00	
4' Wide Single Swing Gate	449802	68.00	
12' Wide Double Swing Gate	449832	181.00	
14' Wide Double Swing Gate	449862	204.00	
16' Wide Double Swing Gate	449892	227.00	
20' Wide Double Swing Gate	449922	280.00	
6' Height x 6' Panel Length	448732	64.00	
6' Height x 8' Panel Length	448702	88.00	
42" Wide Single Swing Gate	449782	68.00	
4' Wide Single Swing Gate	449812	78.00	
12' Wide Double Swing Gate	449842	206.00	
14' Wide Double Swing Gate	449872	233.00	
16' Wide Double Swing Gate	449902	258.00	
20' Wide Double Swing Gate	449932	318.00	



Panels supplied unassembled/components packaged • 1/8" diameter galvanized steel retaining rods • Grommets included

Spear - 3 Rail Picket Bottom

6' Panel Length:

Biasable to 18"

Contains 15 pickets, 3 rails, 3 retaining rods, 45 rubber grommets

Post spacing for 2-1/2" SQ posts = 76-3/4" O.C. ± 1/2"

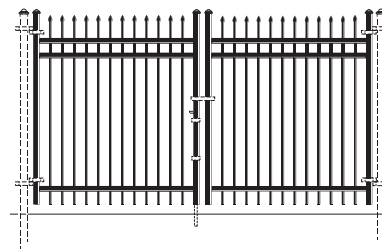
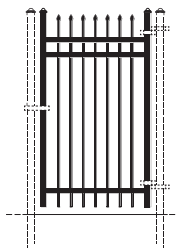
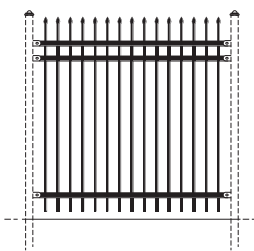
8' Panel Length:

Biasable to 24"

Contains 19 pickets, 3 rails, 3 retaining rods, 57 rubber grommets

Post spacing for 2-1/2" SQ posts = 95-1/2" O.C. ± 1/2"

DESCRIPTION	PART NO. BLACK	WEIGHT EA.	NOTES
4' Height x 6' Panel Length	448772	61.00	
4' Height x 8' Panel Length	448742	82.00	
42" Wide Single Swing Gate	449942	49.00	
4' Wide Single Swing Gate	449972	57.00	
12' Wide Double Swing Gate	450002	155.00	
14' Wide Double Swing Gate	450032	176.00	
16' Wide Double Swing Gate	450062	197.00	
20' Wide Double Swing Gate	450092	241.00	
5' Height x 6' Panel Length	448782	68.00	
5' Height x 8' Panel Length	448752	92.00	
42" Wide Single Swing Gate	449952	58.00	
4' Wide Single Swing Gate	449982	68.00	
12' Wide Double Swing Gate	450012	181.00	
14' Wide Double Swing Gate	450042	204.00	
16' Wide Double Swing Gate	450072	227.00	
20' Wide Double Swing Gate	450102	280.00	
6' Height x 6' Panel Length	448792	75.00	
6' Height x 8' Panel Length	448762	102.00	
42" Wide Single Swing Gate	449962	68.00	
4' Wide Single Swing Gate	449992	78.00	
12' Wide Double Swing Gate	450022	206.00	
14' Wide Double Swing Gate	450052	233.00	
16' Wide Double Swing Gate	450082	258.00	
20' Wide Double Swing Gate	450112	318.00	



Panels supplied unassembled/components packaged • 1/8" diameter galvanized steel retaining rods • Grommets included

Spear - 3 Rail Picket Bottom with Rings

6' Panel Length:

Biasable to 18"

Contains 15 pickets, 3 rails, 3 retaining rods, 45 rubber grommets

Post spacing for 2-1/2" SQ posts = 76-3/4" O.C. ± 1/2"

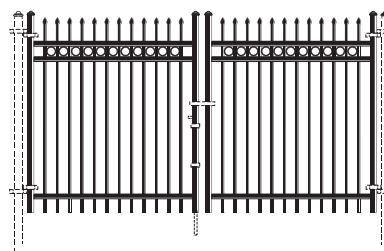
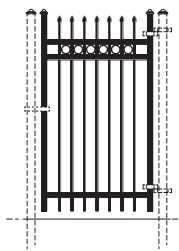
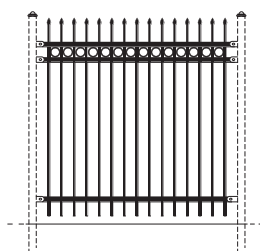
8' Panel Length:

Biasable to 24"

Contains 19 pickets, 3 rails, 3 retaining rods, 57 rubber grommets

Post spacing for 2-1/2" SQ posts = 95-1/2" O.C. ± 1/2"

DESCRIPTION	PART NO. BLACK	WEIGHT EA.	NOTES
4' Height x 6' Panel Length	448832	71.00	
4' Height x 8' Panel Length	448802	95.00	
42" Wide Single Swing Gate	450122	61.00	
4' Wide Single Swing Gate	450152	72.00	
12' Wide Double Swing Gate	450182	197.00	
14' Wide Double Swing Gate	450212	226.00	
16' Wide Double Swing Gate	450242	255.00	
20' Wide Double Swing Gate	450272	315.00	
5' Height x 6' Panel Length	448842	78.00	
5' Height x 8' Panel Length	448812	105.00	
42" Wide Single Swing Gate	450132	70.00	
4' Wide Single Swing Gate	450162	82.00	
12' Wide Double Swing Gate	450192	224.00	
14' Wide Double Swing Gate	450222	255.00	
16' Wide Double Swing Gate	450252	285.00	
20' Wide Double Swing Gate	450282	354.00	
6' Height x 6' Panel Length	448852	85.00	
6' Height x 8' Panel Length	448822	115.00	
42" Wide Single Swing Gate	450142	79.00	
4' Wide Single Swing Gate	450172	92.00	
12' Wide Double Swing Gate	450202	249.00	
14' Wide Double Swing Gate	450232	283.00	
16' Wide Double Swing Gate	450262	317.00	
20' Wide Double Swing Gate	450292	391.00	



Panels supplied unassembled/components packaged • 1/8" diameter galvanized steel retaining rods • Grommets included

Staggered Spear - 2 Rail Picket Bottom

6' Panel Length:

Biasable to 18"

Contains 15 pickets, 2 rails, 2 retaining rods, 30 rubber grommets

Post spacing for 2-1/2" SQ posts = 76-3/4" O.C. ± 1/2"

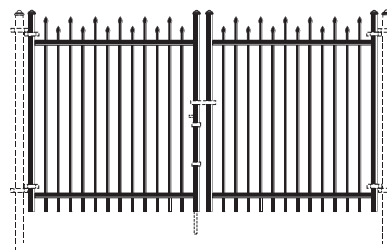
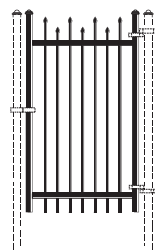
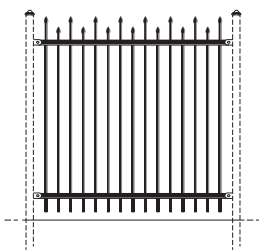
8' Panel Length:

Biasable to 24"

Contains 19 pickets, 2 rails, 2 retaining rods, 38 rubber grommets

Post spacing for 2-1/2" SQ posts = 95-1/2" O.C. ± 1/2"

DESCRIPTION	PART NO. BLACK	WEIGHT EA.	NOTES
4' Height x 6' Panel Length	448892	50.00	
4' Height x 8' Panel Length	448862	68.00	
42" Wide Single Swing Gate	450302	49.00	
4' Wide Single Swing Gate	450332	57.00	
12' Wide Double Swing Gate	450362	155.00	
14' Wide Double Swing Gate	450392	176.00	
16' Wide Double Swing Gate	450422	197.00	
20' Wide Double Swing Gate	450452	241.00	
5' Height x 6' Panel Length	448902	57.00	
5' Height x 8' Panel Length	448872	78.00	
42" Wide Single Swing Gate	450312	58.00	
4' Wide Single Swing Gate	450342	68.00	
12' Wide Double Swing Gate	450372	181.00	
14' Wide Double Swing Gate	450402	204.00	
16' Wide Double Swing Gate	450432	227.00	
20' Wide Double Swing Gate	450462	280.00	
6' Height x 6' Panel Length	448912	64.00	
6' Height x 8' Panel Length	448882	88.00	
42" Wide Single Swing Gate	450322	68.00	
4' Wide Single Swing Gate	450352	78.00	
12' Wide Double Swing Gate	450382	206.00	
14' Wide Double Swing Gate	450412	233.00	
16' Wide Double Swing Gate	450442	258.00	
20' Wide Double Swing Gate	450472	318.00	



Panels supplied unassembled/components packaged • 1/8" diameter galvanized steel retaining rods • Grommets included

Staggered Spear - 3 Rail Picket Bottom

6' Panel Length:

Biasable to 18"

Contains 15 pickets, 3 rails, 3 retaining rods, 45 rubber grommets

Post spacing for 2-1/2" SQ posts = 76-3/4" O.C. ± 1/2"

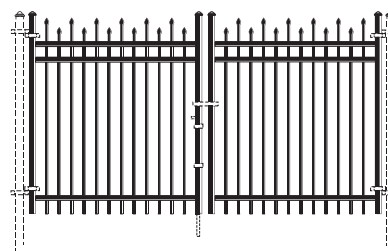
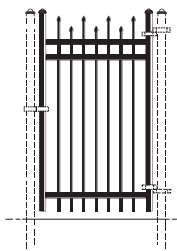
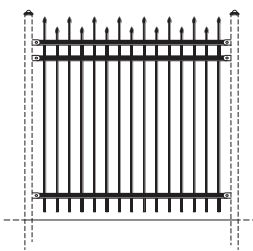
8' Panel Length:

Biasable to 24"

Contains 19 pickets, 3 rails, 3 retaining rods, 57 rubber grommets

Post spacing for 2-1/2" SQ posts = 95-1/2" O.C. ± 1/2"

DESCRIPTION	PART NO. BLACK	WEIGHT EA.	NOTES
4' Height x 6' Panel Length	448952	61.00	
4' Height x 8' Panel Length	448922	82.00	
42" Wide Single Swing Gate	450482	57.00	
4' Wide Single Swing Gate	450512	67.00	
12' Wide Double Swing Gate	450542	181.00	
14' Wide Double Swing Gate	450572	206.00	
16' Wide Double Swing Gate	450602	232.00	
20' Wide Double Swing Gate	450632	285.00	
5' Height x 6' Panel Length	448962	68.00	
5' Height x 8' Panel Length	448932	92.00	
42" Wide Single Swing Gate	450492	66.00	
4' Wide Single Swing Gate	450522	77.00	
12' Wide Double Swing Gate	450552	208.00	
14' Wide Double Swing Gate	450582	235.00	
16' Wide Double Swing Gate	450612	262.00	
20' Wide Double Swing Gate	450642	324.00	
6' Height x 6' Panel Length	448972	75.00	
6' Height x 8' Panel Length	448942	102.00	
42" Wide Single Swing Gate	450502	75.00	
4' Wide Single Swing Gate	450532	87.00	
12' Wide Double Swing Gate	450562	233.00	
14' Wide Double Swing Gate	450592	263.00	
16' Wide Double Swing Gate	450622	294.00	
20' Wide Double Swing Gate	450652	361.00	



Panels supplied unassembled/components packaged • 1/8" diameter galvanized steel retaining rods • Grommets included

Staggered Spear - 3 Rail Picket Bottom with Rings

6' Panel Length:

Biasable to 18"

Contains 15 pickets, 3 rails, 3 retaining rods, 45 rubber grommets

Post spacing for 2-1/2" SQ posts = 76-3/4" O.C. ± 1/2"

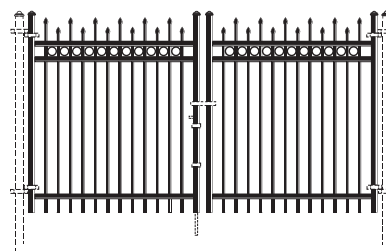
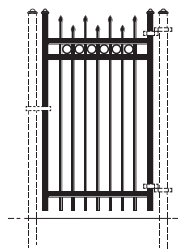
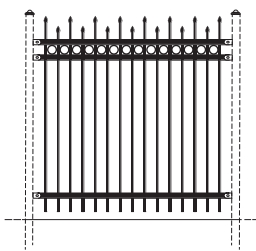
8' Panel Length:

Biasable to 24"

Contains 19 pickets, 3 rails, 3 retaining rods, 57 rubber grommets

Post spacing for 2-1/2" SQ posts = 95-1/2" O.C. ± 1/2"

DESCRIPTION	PART NO. BLACK	WEIGHT EA.	NOTES
4' Height x 6' Panel Length	449012	71.00	
4' Height x 8' Panel Length	448982	95.00	
42" Wide Single Swing Gate	450662	61.00	
4' Wide Single Swing Gate	450692	72.00	
12' Wide Double Swing Gate	450722	197.00	
14' Wide Double Swing Gate	450752	226.00	
16' Wide Double Swing Gate	450782	255.00	
20' Wide Double Swing Gate	450812	315.00	
5' Height x 6' Panel Length	449022	78.00	
5' Height x 8' Panel Length	448992	105.00	
42" Wide Single Swing Gate	450672	70.00	
4' Wide Single Swing Gate	450702	82.00	
12' Wide Double Swing Gate	450732	224.00	
14' Wide Double Swing Gate	450762	255.00	
16' Wide Double Swing Gate	450792	285.00	
20' Wide Double Swing Gate	450822	354.00	
6' Height x 6' Panel Length	449032	85.00	
6' Height x 8' Panel Length	449002	115.00	
42" Wide Single Swing Gate	450682	79.00	
4' Wide Single Swing Gate	450712	92.00	
12' Wide Double Swing Gate	450742	249.00	
14' Wide Double Swing Gate	450772	283.00	
16' Wide Double Swing Gate	450802	317.00	
20' Wide Double Swing Gate	450832	391.00	



Panels supplied unassembled/components packaged • 1/8" diameter galvanized steel retaining rods • Grommets included

Universal - 2 Rail Picket Bottom

6' Panel Length:

Biasable to 18"

Contains 15 pickets, 2 rails, 2 retaining rods, 30 rubber grommets

Post spacing for 2-1/2" SQ posts = 76-3/4" O.C. ± 1/2"

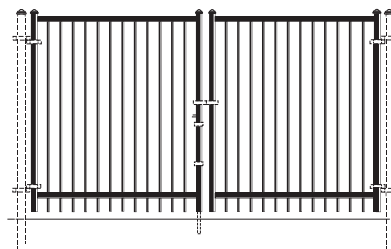
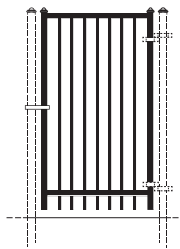
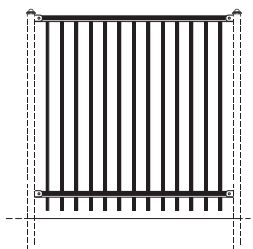
8' Panel Length:

Biasable to 24"

Contains 19 pickets, 2 rails, 2 retaining rods, 38 rubber grommets

Post spacing for 2-1/2" SQ posts = 95-1/2" O.C. ± 1/2"

DESCRIPTION	PART NO. BLACK	WEIGHT EA.	NOTES
4' Height x 6' Panel Length	448532	50.00	
4' Height x 8' Panel Length	448502	68.00	
42" Wide Single Swing Gate	449222	49.00	
4' Wide Single Swing Gate	449252	57.00	
12' Wide Double Swing Gate	449282	155.00	
14' Wide Double Swing Gate	449312	176.00	
16' Wide Double Swing Gate	449342	197.00	
20' Wide Double Swing Gate	449372	241.00	
5' Height x 6' Panel Length	448542	57.00	
5' Height x 8' Panel Length	448512	78.00	
42" Wide Single Swing Gate	449232	58.00	
4' Wide Single Swing Gate	449262	68.00	
12' Wide Double Swing Gate	449292	181.00	
14' Wide Double Swing Gate	449322	204.00	
16' Wide Double Swing Gate	449352	227.00	
20' Wide Double Swing Gate	449382	280.00	
6' Height x 6' Panel Length	448552	64.00	
6' Height x 8' Panel Length	448522	88.00	
42" Wide Single Swing Gate	449242	68.00	
4' Wide Single Swing Gate	449272	78.00	
12' Wide Double Swing Gate	449302	206.00	
14' Wide Double Swing Gate	449332	233.00	
16' Wide Double Swing Gate	449362	258.00	
20' Wide Double Swing Gate	449392	318.00	



Panels supplied unassembled/components packaged • 1/8" diameter galvanized steel retaining rods • Grommets included

Universal - 3 Rail Picket Bottom

6' Panel Length:

Biasable to 18"

Contains 15 pickets, 3 rails, 3 retaining rods, 45 rubber grommets

Post spacing for 2-1/2" SQ posts = 76-3/4" O.C. ± 1/2"

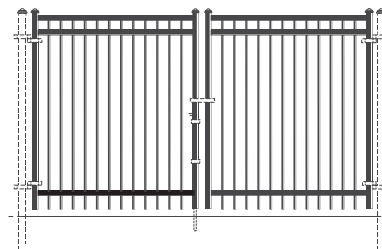
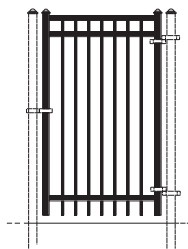
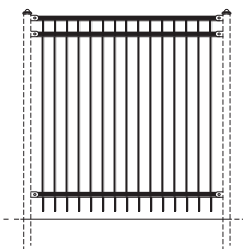
8' Panel Length:

Biasable to 24"

Contains 19 pickets, 3 rails, 3 retaining rods, 57 rubber grommets

Post spacing for 2-1/2" SQ posts = 95-1/2" O.C. ± 1/2"

DESCRIPTION	PART NO. BLACK	WEIGHT EA.	NOTES
4' Height x 6' Panel Length	448592	61.00	
4' Height x 8' Panel Length	448562	82.00	
42" Wide Single Swing Gate	449402	57.00	
4' Wide Single Swing Gate	449432	67.00	
12' Wide Double Swing Gate	449462	181.00	
14' Wide Double Swing Gate	449492	206.00	
16' Wide Double Swing Gate	449522	232.00	
20' Wide Double Swing Gate	449552	285.00	
5' Height x 6' Panel Length	448602	68.00	
5' Height x 8' Panel Length	448572	92.00	
42" Wide Single Swing Gate	449412	66.00	
4' Wide Single Swing Gate	449442	77.00	
12' Wide Double Swing Gate	449472	208.00	
14' Wide Double Swing Gate	449502	235.00	
16' Wide Double Swing Gate	449532	262.00	
20' Wide Double Swing Gate	449562	324.00	
6' Height x 6' Panel Length	448612	75.00	
6' Height x 8' Panel Length	448582	102.00	
42" Wide Single Swing Gate	449422	75.00	
4' Wide Single Swing Gate	449452	87.00	
12' Wide Double Swing Gate	449482	233.00	
14' Wide Double Swing Gate	449512	263.00	
16' Wide Double Swing Gate	449542	294.00	
20' Wide Double Swing Gate	449572	361.00	



Panels supplied unassembled/components packaged • 1/8" diameter galvanized steel retaining rods • Grommets included

Universal - 3 Rail Picket Bottom with Rings

6' Panel Length:

Biasable to 18"

Contains 15 pickets, 3 rails, 3 retaining rods, 45 rubber grommets

Post spacing for 2-1/2" SQ posts = 76-3/4" O.C. ± 1/2"

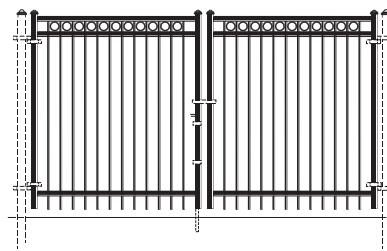
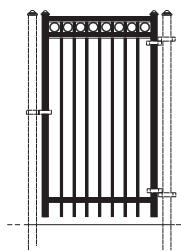
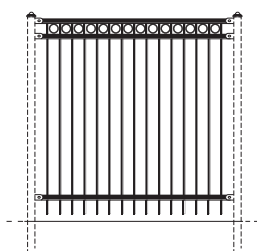
8' Panel Length:

Biasable to 24"

Contains 19 pickets, 3 rails, 3 retaining rods, 57 rubber grommets

Post spacing for 2-1/2" SQ posts = 95-1/2" O.C. ± 1/2"


DESCRIPTION	PART NO. BLACK	WEIGHT EA.	NOTES
4' Height x 6' Panel Length	448652	71.00	
4' Height x 8' Panel Length	448622	95.00	
42" Wide Single Swing Gate	449582	61.00	
4' Wide Single Swing Gate	449612	72.00	
12' Wide Double Swing Gate	449642	197.00	
14' Wide Double Swing Gate	449672	226.00	
16' Wide Double Swing Gate	449702	255.00	
20' Wide Double Swing Gate	449732	315.00	
5' Height x 6' Panel Length	448662	78.00	
5' Height x 8' Panel Length	448632	105.00	
42" Wide Single Swing Gate	449592	70.00	
4' Wide Single Swing Gate	449622	82.00	
12' Wide Double Swing Gate	449652	224.00	
14' Wide Double Swing Gate	449682	255.00	
16' Wide Double Swing Gate	449712	285.00	
20' Wide Double Swing Gate	449742	354.00	
6' Height x 6' Panel Length	448672	85.00	
6' Height x 8' Panel Length	448642	115.00	
42" Wide Single Swing Gate	449602	79.00	
4' Wide Single Swing Gate	449632	92.00	
12' Wide Double Swing Gate	449662	249.00	
14' Wide Double Swing Gate	449692	283.00	
16' Wide Double Swing Gate	449722	317.00	
20' Wide Double Swing Gate	449752	391.00	



Panels supplied unassembled/components packaged • 1/8" diameter galvanized steel retaining rods • Grommets included

2-1/2" SQ Posts 12 gauge / Post Cap included

DESCRIPTION	PART NO. BLACK	WEIGHT EA.	NOTES
6' Post	451382	18.00	
7' Post	445052	21.00	
8' Post	445062	24.00	
9' Post	445072	27.00	
10' Post	445082	30.00	
11' Post	445092	33.00	
12' Post	445102	36.00	
13' Post	445112	40.00	




3" SQ Posts 12 gauge / Post Cap included

DESCRIPTION	PART NO. BLACK	WEIGHT EA.	NOTES
7' Post	445122	26.00	
8' Post	445132	29.00	
9' Post	445142	33.00	
10' Post	445152	36.00	
11' Post	445162	40.00	
12' Post	445172	44.00	
13' Post	445182	47.00	



4" SQ Posts 11 gauge / Post Cap included

DESCRIPTION	PART NO. BLACK	WEIGHT EA.	NOTES
7' Post	445192	47.00	
8' Post	445202	54.00	
9' Post	445212	61.00	
10' Post	445222	67.00	
11' Post	445232	74.00	
12' Post	445242	81.00	
13' Post	445252	87.00	



6" SQ Posts 3/16" Wall Thickness / Pressed Steel Post Cap included

DESCRIPTION	PART NO. BLACK	WEIGHT EA.	NOTES
8' Post	451392	116.00	
9' Post	451402	24.00	
10' Post	451412	27.00	


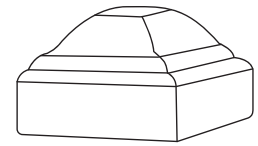


Panels supplied unassembled/components packaged • 1/8" diameter galvanized steel retaining rods • Grommets included

6' and 8' Length Panels Available • 3/4" SQ 16 ga Pickets • 1-1/2" SQ 14 ga ForeRunner™ Rails

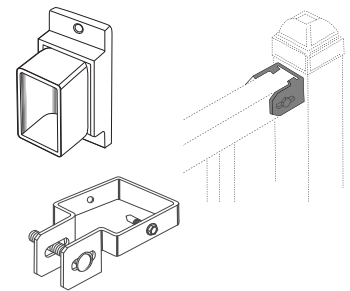
Post Caps

DESCRIPTION	PART NO. BLACK	WEIGHT EA.	NOTES
2-1/2" SQ Flat Post Cap	447802	0.22	
2-1/2" SQ Ball Post Cap	451522	1.50	
3" SQ Flat Post Cap	447812	0.30	
3" SQ Ball Post Cap	451532	4.00	
4" SQ Flat Post Cap	447822	0.40	
4" SQ Ball Post Cap	451542	4.50	
6" SQ Flat Post Cap	451512	0.75	




2-1/2" Hardware

DESCRIPTION	PART NO. BLACK	WEIGHT BG.	NOTES
Line Bracket (2 per bag)	012454	1.28	
Universal Boulevard Bracket (2 per bag)	012455	1.14	
Swivel Angle Bracket (2 per bag)	012456	2.00	
Flat Back Bracket (2 per bag)	012453	0.68	




Accessories

DESCRIPTION	PART NO. BLACK	WEIGHT EA.	NOTES
3/4" SQ High Quad Flair	451642	0.32	
3/4" SQ High Triad	907022	0.38	
3/4" SQ Picket Plug (20 per bag)	451572	0.40	
4" Add On Rings (Need 14 per 6' L panel, 18 per 8' L panel)	451582	0.05	



Touch Up

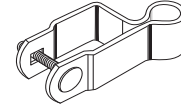
DESCRIPTION	PART NO. BLACK	WEIGHT EA.	NOTES
Touch Up Paint	447992	1.08	
Cold Galvanize Aerosol	012321	1.25	
Zinc Brite Aerosol	036412	1.00	



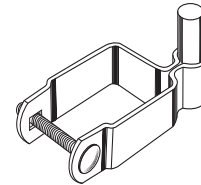
Panels supplied unassembled/components packaged • 1/8" diameter galvanized steel retaining rods • Grommets included

Gate Hardware

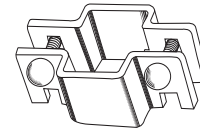
DESCRIPTION	PART NO. BLACK	BOX QTY.	WEIGHT EA.	NOTES
Frame Hinge / Stainless steel fasteners included				
Frame Hinge for 1-3/4" Frame (2 per bag)	447852	100	0.66	



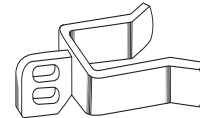
Post Hinges / Stainless steel fasteners included				
2-1/2" SQ Post Hinge with 5/8" Pin	447832	50	1.06	
3" SQ Post Hinge with 5/8" Pin	447842	50	1.14	



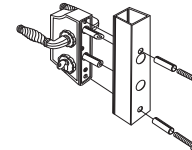
Latch Hanger / Stainless steel fasteners included				
Fork Latch Hanger for 1-3/4" Frame	447862	100	0.60	



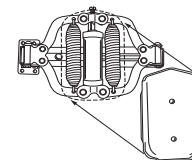
Latch Forks				
Fork Latch for 1-3/4" Frame	447872	100	0.40	
Fork Latch for 2-1/2" SQ post	447882	50	0.60	
Fork Latch for 3" SQ post	447892	50	0.60	



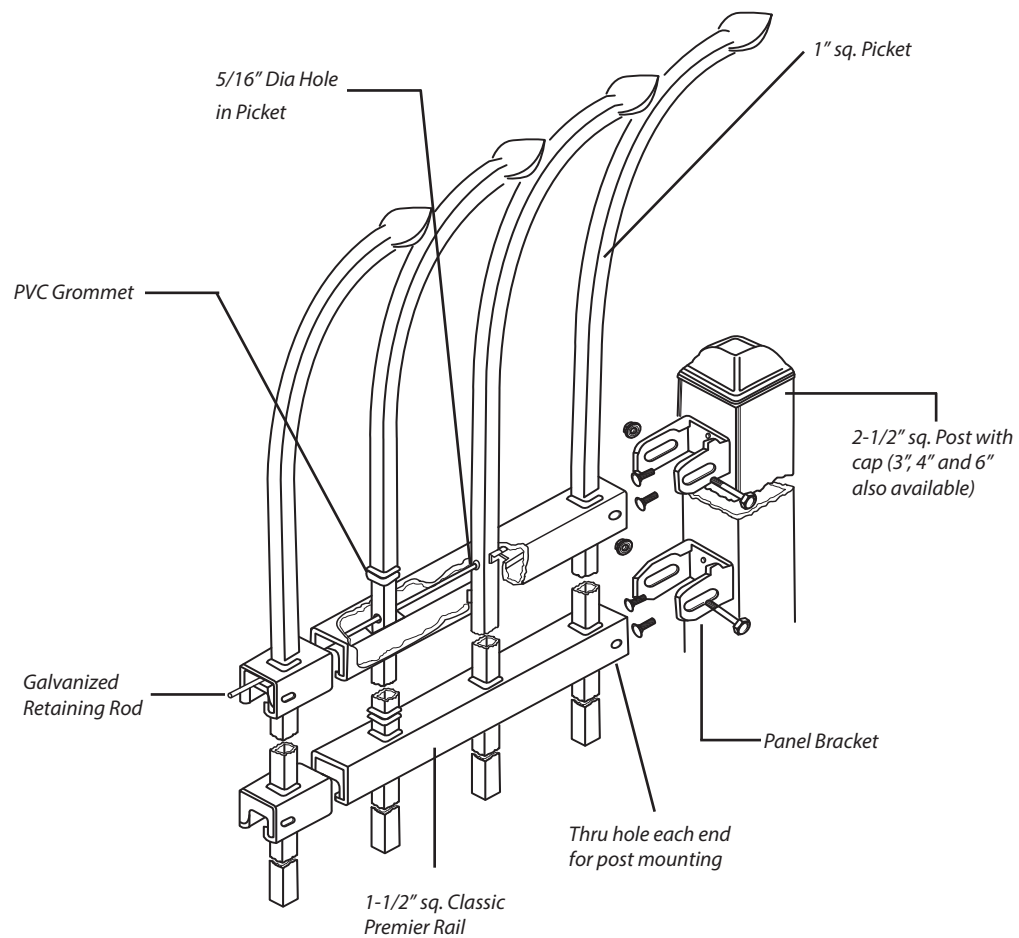
Security Latch				
Keyed for 1" to 1-1/4" Frame	451632	—	4.00	
Keyed for 1-3/4" to 2" Frame	451622	—	4.00	



Gate Closer				
Kant-Slam Hydraulic Gate Closer	018622	6	6.00	



Panels supplied unassembled/components packaged • 1/8" diameter galvanized steel retaining rods • Grommets included



Strength, Durability and Security Fencing for Industrial Applications

Product Features

- Permacoat™ Protective Finish that is durable and provides resistance from weathering
- Biasability of a minimum of 25% allows the fence to follow the contour of the landscape to enhance and secure the property
- Forerunner® Rail system for provides an internal security system for the panel with no exposed fasteners
- Wide selection of styles to complement any residential property
- Available in 6' and 8' length panel sizes
- Ready to assemble - quick and easy installation
- Gates are welded rail and picket for added strength and durability
- Full line of accessories available to customize the fence
- Over 30 year of demonstrated excellence and Made in USA
- 10 Year Limited Warranty

Security - 2 Rail Picket Bottom

6' Panel Length:

Biasable to 18"

Contains 15 pickets, 2 rails, 2 retaining rods, 30 rubber grommets

Post spacing for 2-1/2" SQ posts = 71-1/2" O.C. ± 1/2"


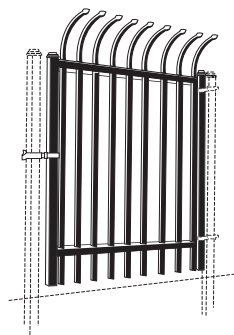
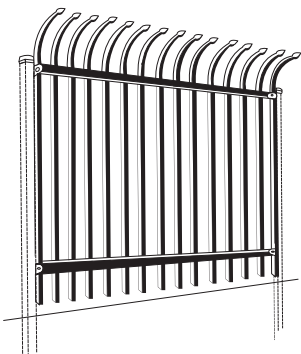
8' Panel Length:

Biasable to 24"

Contains 19 pickets, 2 rails, 2 retaining rods, 38 rubber grommets

Post spacing for 2-1/2" SQ posts = 96" O.C. ± 1/2"

DESCRIPTION	PART NO. BLACK	WEIGHT EA.	NOTES
7' High x 6' Panel Length	444362	162.00	
7' High x 8' Panel Length	480572	154.00	
42" Wide Single Swing Gate	446472	77.00	
4' Wide Single Swing Gate	446502	85.00	
12' Wide Double Swing Gate	446532	252.00	
14' Wide Double Swing Gate	446562	308.00	
16' Wide Double Swing Gate	446592	352.00	
20' Wide Double Swing Gate	446622	440.00	
8' High x 6' Panel Length	444382	135.00	
8' High x 8' Panel Length	480582	172.00	
42" Wide Single Swing Gate	446482	86.00	
4' Wide Single Swing Gate	446512	95.00	
12' Wide Double Swing Gate	446542	281.00	
14' Wide Double Swing Gate	446572	344.00	
16' Wide Double Swing Gate	446602	393.00	
20' Wide Double Swing Gate	446632	491.00	
10' High x 6' Panel Length	444402	162.00	
10' High x 8' Panel Length	480592	207.00	
42" Wide Single Swing Gate	446492	103.00	
4' Wide Single Swing Gate	446522	116.00	
12' Wide Double Swing Gate	446552	338.00	
14' Wide Double Swing Gate	446582	412.00	



Panels supplied unassembled/components packaged • 1/8" diameter galvanized steel retaining rods • Grommets included

Security - 3 Rail Picket Bottom

6' Panel Length:

Biasable to 18"

Contains 15 pickets, 3 rails, 3 retaining rods, 45 rubber grommets

Post spacing for 2-1/2" SQ posts = 71-1/2" O.C. ± 1/2"

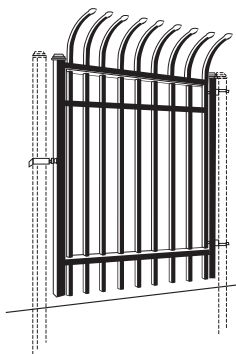
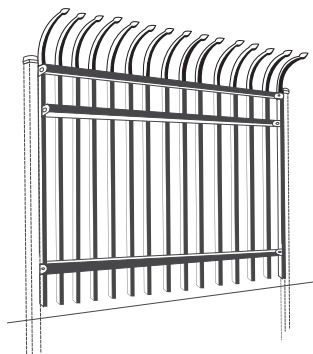
8' Panel Length:

Biasable to 24"

Contains 19 pickets, 3 rails, 3 retaining rods, 57 rubber grommets

Post spacing for 2-1/2" SQ posts = 96" O.C. ± 1/2"

DESCRIPTION	PART NO. BLACK	WEIGHT EA.	NOTES
7' High x 6' Panel Length	444422	134.00	
7' High x 8' Panel Length	480622	171.00	
42" Wide Single Swing Gate	446652	82.00	
4' Wide Single Swing Gate	446682	91.00	
12' Wide Double Swing Gate	446712	269.00	
14' Wide Double Swing Gate	446742	328.00	
16' Wide Double Swing Gate	446772	375.00	
20' Wide Double Swing Gate	446802	469.00	
8' High x 6' Panel Length	444432	148.00	
8' High x 8' Panel Length	480632	189.00	
42" Wide Single Swing Gate	446662	91.00	
4' Wide Single Swing Gate	446692	101.00	
12' Wide Double Swing Gate	446722	298.00	
14' Wide Double Swing Gate	446752	364.00	
16' Wide Double Swing Gate	446782	416.00	
20' Wide Double Swing Gate	446812	520.00	
10' High x 6' Panel Length	444442	175.00	
10' High x 8' Panel Length	480642	224.00	
42" Wide Single Swing Gate	446672	99.00	
4' Wide Single Swing Gate	446702	122.00	
12' Wide Double Swing Gate	446732	355.00	
14' Wide Double Swing Gate	446762	432.00	



Panels supplied unassembled/components packaged • 1/8" diameter galvanized steel retaining rods • Grommets included

Security - 2 Rail Aluminum Cantilever Gates / Use for both 2 Rail and 3 Rail Security styles

DESCRIPTION	PART NO. BLACK	WEIGHT EA.	NOTES
7' High			
10'-12' Wide Aluminum Cantilever Gate	447532	240.00	
14' Wide Aluminum Cantilever Gate	447562	274.00	
16' Wide Aluminum Cantilever Gate	447592	318.00	
18' Wide Aluminum Cantilever Gate	447622	352.00	
20' Wide Aluminum Cantilever Gate	447652	419.00	
22' Wide Aluminum Cantilever Gate	447682	446.00	
24' Wide Aluminum Cantilever Gate	447712	488.00	

8' High


10'-12' Wide Aluminum Cantilever Gate	447542	253.00	
14' Wide Aluminum Cantilever Gate	447572	288.00	
16' Wide Aluminum Cantilever Gate	447602	335.00	
18' Wide Aluminum Cantilever Gate	447632	370.00	
20' Wide Aluminum Cantilever Gate	447662	440.00	
22' Wide Aluminum Cantilever Gate	447692	469.00	
24' Wide Aluminum Cantilever Gate	447722	512.00	

Track is included.

Hardware kits sold separately.

Hanger Posts (2) and Latch Post (1) must be 4" SQ (sold separately).

Assembly required.



Panels supplied unassembled/components packaged • 1/8" diameter galvanized steel retaining rods • Grommets included

Spear - 2 Rail Picket Bottom

6' Panel Length:

Biasable to 18"

Contains 13 pickets, 2 rails, 2 retaining rods, 26 rubber grommets

Post spacing for 2-1/2" SQ posts = 71-1/2" O.C. ± 1/2"

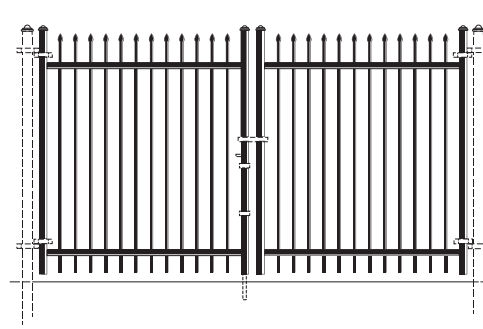
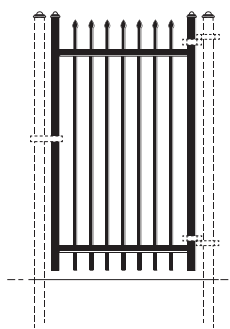

8' Panel Length:

Biasable to 24"

Contains 18 pickets, 2 rails, 2 retaining rods, 36 rubber grommets

Post spacing for 2-1/2" SQ posts = 96" O.C. ± 1/2"

DESCRIPTION	PART NO. BLACK	WEIGHT EA.	NOTES
5' High x 6' Panel Length	443982	85.00	
5' High x 8' Panel Length	444072	132.00	
42" Wide Single Swing Gate	445862	57.00	
4' Wide Single Swing Gate	445912	62.00	
12' Wide Double Swing Gate	445962	188.00	
14' Wide Double Swing Gate	446012	228.00	
16' Wide Double Swing Gate	446062	261.00	
20' Wide Double Swing Gate	446112	326.00	
6' High x 6' Panel Length	443992	96.00	
6' High x 8' Panel Length	444082	148.00	
42" Wide Single Swing Gate	445872	66.00	
4' Wide Single Swing Gate	445922	72.00	
12' Wide Double Swing Gate	445972	217.00	
14' Wide Double Swing Gate	446022	264.00	
16' Wide Double Swing Gate	446072	302.00	
20' Wide Double Swing Gate	446122	377.00	
7' High x 6' Panel Length	444012	108.00	
7' High x 8' Panel Length	444092	165.00	
42" Wide Single Swing Gate	445882	74.00	
4' Wide Single Swing Gate	445932	82.00	
12' Wide Double Swing Gate	445982	246.00	
14' Wide Double Swing Gate	446032	296.00	
16' Wide Double Swing Gate	446082	338.00	
20' Wide Double Swing Gate	446132	423.00	



Panels supplied unassembled/components packaged • 1/8" diameter galvanized steel retaining rods • Grommets included

Spear - 2 Rail Picket Bottom

6' Panel Length:

Biasable to 18"

Contains 13 pickets, 2 rails, 2 retaining rods, 26 rubber grommets

Post spacing for 2-1/2" SQ posts = 71-1/2" O.C. ± 1/2"

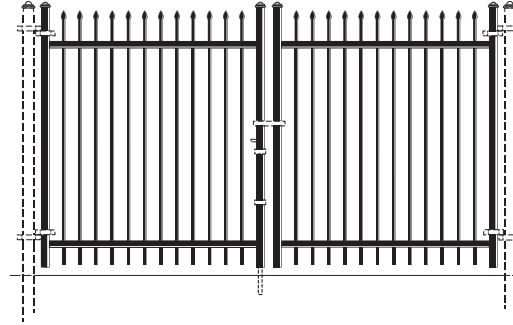
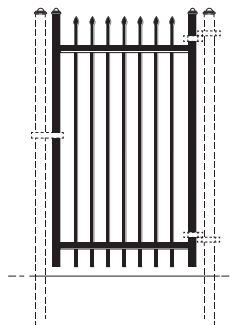
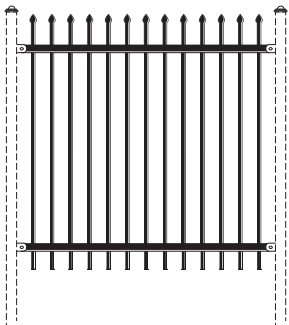
8' Panel Length:

Biasable to 24"

Contains 18 pickets, 2 rails, 2 retaining rods, 36 rubber grommets

Post spacing for 2-1/2" SQ posts = 96" O.C. ± 1/2"

DESCRIPTION	PART NO. BLACK	WEIGHT EA.	NOTES
8' High x 6' Panel Length	444032	120.00	
8' High x 8' Panel Length	444112	181.00	
42" Wide Single Swing Gate	445892	83.00	
4' Wide Single Swing Gate	445942	93.00	
12' Wide Double Swing Gate	445992	275.00	
14' Wide Double Swing Gate	446042	332.00	
16' Wide Double Swing Gate	446092	379.00	
20' Wide Double Swing Gate	446142	474.00	
10' High x 6' Panel Length	444052	143.00	
10' High x 8' Panel Length	444122	215.00	
42" Wide Single Swing Gate	445902	100.00	
4' Wide Single Swing Gate	445952	114.00	
12' Wide Double Swing Gate	446002	332.00	
14' Wide Double Swing Gate	446052	400.00	
16' Wide Double Swing Gate	446102	457.00	



Panels supplied unassembled/components packaged • 1/8" diameter galvanized steel retaining rods • Grommets included

Spear - 3 Rail Picket Bottom

6' Panel Length:

Biasable to 18"

Contains 13 pickets, 3 rails, 3 retaining rods, 39 rubber grommets

Post spacing for 2-1/2" SQ posts = 71-1/2" O.C. ± 1/2"

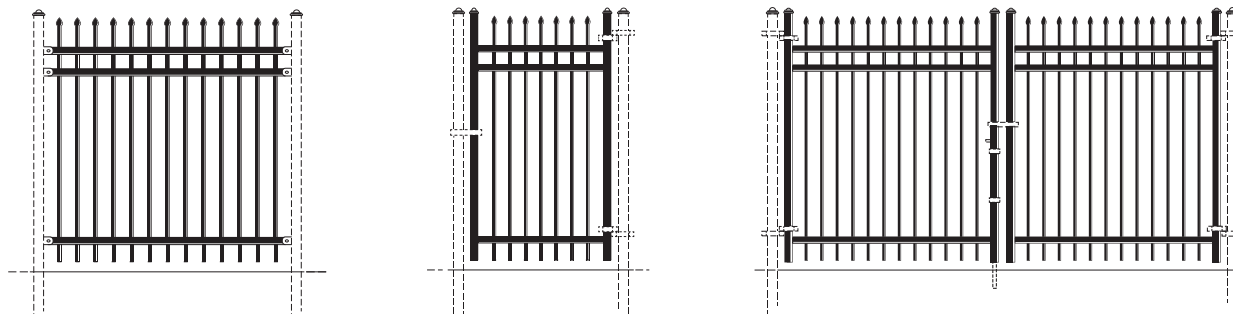
8' Panel Length:

Biasable to 24"

Contains 18 pickets, 3 rails, 3 retaining rods, 54 rubber grommets

Post spacing for 2-1/2" SQ posts = 96" O.C. ± 1/2"

DESCRIPTION	PART NO. BLACK	WEIGHT EA.	NOTES
5' High x 6' Panel Length	444142	97.00	
5' High x 8' Panel Length	444262	132.00	
42" Wide Single Swing Gate	446162	62.00	
4' Wide Single Swing Gate	446212	71.00	
12' Wide Double Swing Gate	446262	213.00	
14' Wide Double Swing Gate	446312	248.00	
16' Wide Double Swing Gate	446362	283.00	
20' Wide Double Swing Gate	446412	354.00	
6' High x 6' Panel Length	444182	108.00	
6' High x 8' Panel Length	444282	148.00	
42" Wide Single Swing Gate	446172	71.00	
4' Wide Single Swing Gate	446222	81.00	
12' Wide Double Swing Gate	446272	243.00	
14' Wide Double Swing Gate	446322	284.00	
16' Wide Double Swing Gate	446372	325.00	
20' Wide Double Swing Gate	446422	406.00	
7' High x 6' Panel Length	444202	120.00	
7' High x 8' Panel Length	444302	165.00	
42" Wide Single Swing Gate	446182	79.00	
4' Wide Single Swing Gate	446232	90.00	
12' Wide Double Swing Gate	446282	271.00	
14' Wide Double Swing Gate	446332	316.00	
16' Wide Double Swing Gate	446382	361.00	
20' Wide Double Swing Gate	446432	451.00	



Panels supplied unassembled/components packaged • 1/8" diameter galvanized steel retaining rods • Grommets included

Spear - 3 Rail Picket Bottom

6' Panel Length:

Biasable to 18"

Contains 13 pickets, 3 rails, 3 retaining rods, 39 rubber grommets

Post spacing for 2-1/2" SQ posts = 71-1/2" O.C. ± 1/2"

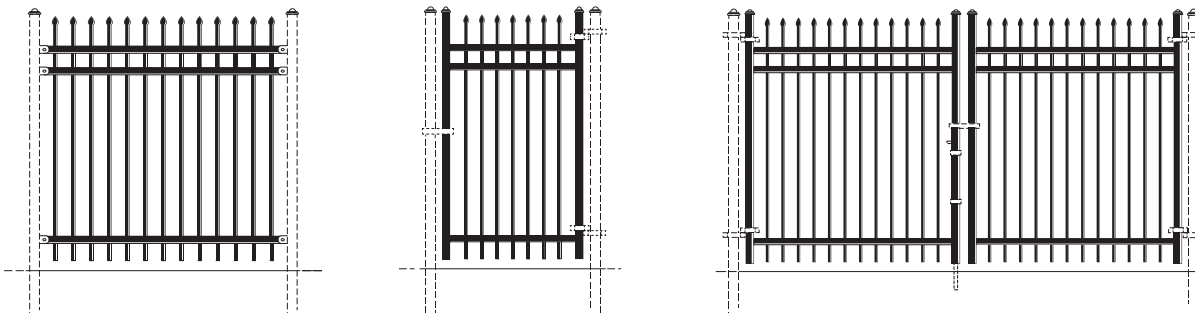
8' Panel Length:

Biasable to 24"

Contains 18 pickets, 3 rails, 3 retaining rods, 54 rubber grommets

Post spacing for 2-1/2" SQ posts = 96" O.C. ± 1/2"

DESCRIPTION	PART NO. BLACK	WEIGHT EA.	NOTES
8' High x 6' Panel Length	444222	132.00	
8' High x 8' Panel Length	444322	181.00	
42" Wide Single Swing Gate	446192	88.00	
4' Wide Single Swing Gate	446242	101.00	
12' Wide Double Swing Gate	446292	302.00	
14' Wide Double Swing Gate	446342	352.00	
16' Wide Double Swing Gate	446392	402.00	
20' Wide Double Swing Gate	446442	503.00	
10' High x 6' Panel Length	444242	155.00	
10' High x 8' Panel Length	444342	215.00	
42" Wide Single Swing Gate	446202	105.00	
4' Wide Single Swing Gate	446252	120.00	
12' Wide Double Swing Gate	446302	360.00	
14' Wide Double Swing Gate	446352	420.00	
16' Wide Double Swing Gate	446402	480.00	



Panels supplied unassembled/components packaged • 1/8" diameter galvanized steel retaining rods • Grommets included

Spear - 2 Rail Aluminum Cantilever Gates / Use for both 2 Rail and 3 Rail Spear styles


DESCRIPTION	PART NO. BLACK	WEIGHT EA.	NOTES
5' High			
10'-12' Wide Aluminum Cantilever Gate	447182	214.00	
14' Wide Aluminum Cantilever Gate	447232	246.00	
16' Wide Aluminum Cantilever Gate	447282	284.00	
18' Wide Aluminum Cantilever Gate	447332	316.00	
20' Wide Aluminum Cantilever Gate	447382	377.00	
22' Wide Aluminum Cantilever Gate	447432	400.00	
24' Wide Aluminum Cantilever Gate	447482	440.00	
6' High			
10'-12' Wide Aluminum Cantilever Gate	447192	227.00	
14' Wide Aluminum Cantilever Gate	447242	260.00	
16' Wide Aluminum Cantilever Gate	447292	301.00	
18' Wide Aluminum Cantilever Gate	447342	334.00	
20' Wide Aluminum Cantilever Gate	447392	398.00	
22' Wide Aluminum Cantilever Gate	447442	423.00	
24' Wide Aluminum Cantilever Gate	447492	464.00	

Track is included.

Hardware kits sold separately.

Hanger Posts (2) and Latch Post (1) must be 4" SQ (sold separately).

Assembly required.



Panels supplied unassembled/components packaged • 1/8" diameter galvanized steel retaining rods • Grommets included

Spear - 2 Rail Aluminum Cantilever Gates / Use for both 2 Rail and 3 Rail Spear styles


DESCRIPTION	PART NO. BLACK	WEIGHT EA.	NOTES
7' High			
10'-12' Wide Aluminum Cantilever Gate	447202	240.00	
14' Wide Aluminum Cantilever Gate	447252	274.00	
16' Wide Aluminum Cantilever Gate	447302	318.00	
18' Wide Aluminum Cantilever Gate	447352	352.00	
20' Wide Aluminum Cantilever Gate	447402	419.00	
22' Wide Aluminum Cantilever Gate	447452	446.00	
24' Wide Aluminum Cantilever Gate	447502	488.00	
8' High			
10'-12' Wide Aluminum Cantilever Gate	447212	253.00	
14' Wide Aluminum Cantilever Gate	447262	288.00	
16' Wide Aluminum Cantilever Gate	447312	335.00	
18' Wide Aluminum Cantilever Gate	447362	370.00	
20' Wide Aluminum Cantilever Gate	447412	440.00	
22' Wide Aluminum Cantilever Gate	447462	469.00	
24' Wide Aluminum Cantilever Gate	447512	512.00	

Track is included.

Hardware kits sold separately.

Hanger Posts (2) and Latch Post (1) must be 4" SQ (sold separately).

Assembly required.



Panels supplied unassembled/components packaged • 1/8" diameter galvanized steel retaining rods • Grommets included

Universal - 2 Rail Picket Bottom

6' Panel Length:

Biasable to 18"

Contains 13 pickets, 2 rails, 2 retaining rods, 26 rubber grommets

Post spacing for 2-1/2" SQ posts = 71-1/2" O.C. ± 1/2"

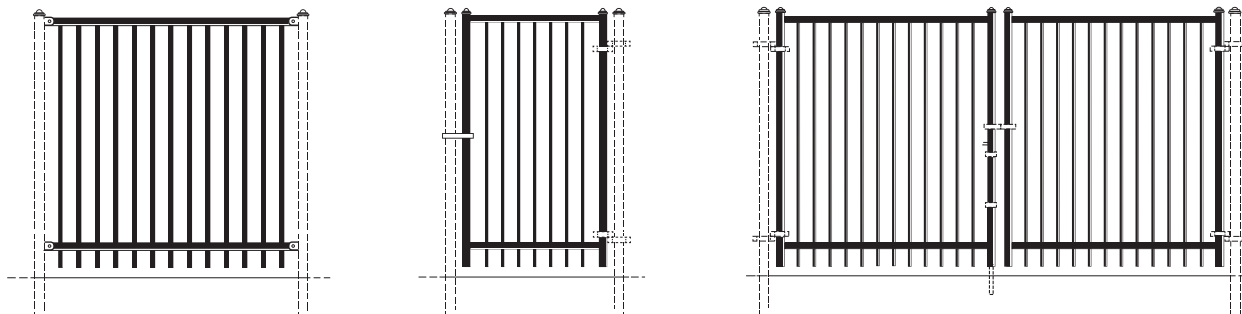
8' Panel Length:

Biasable to 24"

Contains 18 pickets, 2 rails, 2 retaining rods, 36 rubber grommets

Post spacing for 2-1/2" SQ posts = 96" O.C. ± 1/2"

DESCRIPTION	PART NO. BLACK	WEIGHT EA.	NOTES
5' High x 6' Panel Length	443782	86.00	
5' High x 8' Panel Length	443832	116.00	
42" Wide Single Swing Gate	445262	57.00	
4' Wide Single Swing Gate	445312	62.00	
12' Wide Double Swing Gate	445362	188.00	
14' Wide Double Swing Gate	445412	228.00	
16' Wide Double Swing Gate	445462	261.00	
20' Wide Double Swing Gate	445512	326.00	
6' High x 6' Panel Length	443792	97.00	
6' High x 8' Panel Length	443842	133.00	
42" Wide Single Swing Gate	445272	66.00	
4' Wide Single Swing Gate	445322	72.00	
12' Wide Double Swing Gate	445372	217.00	
14' Wide Double Swing Gate	445422	264.00	
16' Wide Double Swing Gate	445472	302.00	
20' Wide Double Swing Gate	445522	377.00	
7' High x 6' Panel Length	443802	109.00	
7' High x 8' Panel Length	443852	148.00	
42" Wide Single Swing Gate	445282	74.00	
4' Wide Single Swing Gate	445332	82.00	
12' Wide Double Swing Gate	445382	246.00	
14' Wide Double Swing Gate	445432	296.00	
16' Wide Double Swing Gate	445482	338.00	
20' Wide Double Swing Gate	445532	423.00	



Panels supplied unassembled/components packaged • 1/8" diameter galvanized steel retaining rods • Grommets included

Universal - 2 Rail Picket Bottom

6' Panel Length:

Biasable to 18"

Contains 13 pickets, 2 rails, 2 retaining rods, 26 rubber grommets

Post spacing for 2-1/2" SQ posts = 71-1/2" O.C. ± 1/2"

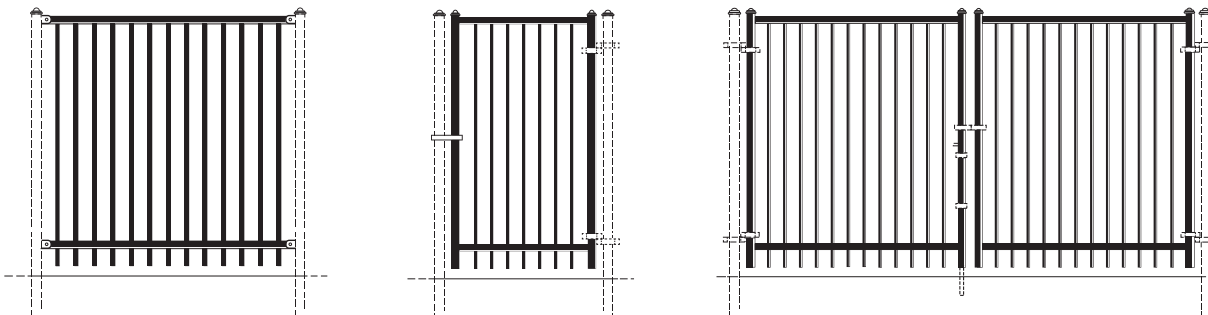
8' Panel Length:

Biasable to 24"

Contains 18 pickets, 2 rails, 2 retaining rods, 36 rubber grommets

Post spacing for 2-1/2" SQ posts = 96" O.C. ± 1/2"

DESCRIPTION	PART NO. BLACK	WEIGHT EA.	NOTES
8' High x 6' Panel Length	443812	120.00	
8' High x 8' Panel Length	443862	165.00	
42" Wide Single Swing Gate	445292	83.00	
4' Wide Single Swing Gate	445342	93.00	
12' Wide Double Swing Gate	445392	275.00	
14' Wide Double Swing Gate	445442	332.00	
16' Wide Double Swing Gate	445492	379.00	
20' Wide Double Swing Gate	445542	474.00	
10' High x 8' Panel Length	443872	172.50	
42" Wide Single Swing Gate	445302	100.00	
50" Wide Single Swing Gate	445352	114.00	
12' Wide Double Swing Gate	445402	332.00	
14' Wide Double Swing Gate	445452	400.00	
16' Wide Double Swing Gate	445502	457.00	



Panels supplied unassembled/components packaged • 1/8" diameter galvanized steel retaining rods • Grommets included

Universal - 3 Rail Picket Bottom

6' Panel Length:

Biasable to 18"

Contains 13 pickets, 3 rails, 3 retaining rods, 39 rubber grommets

Post spacing for 2-1/2" SQ posts = 71-1/2" O.C. ± 1/2"

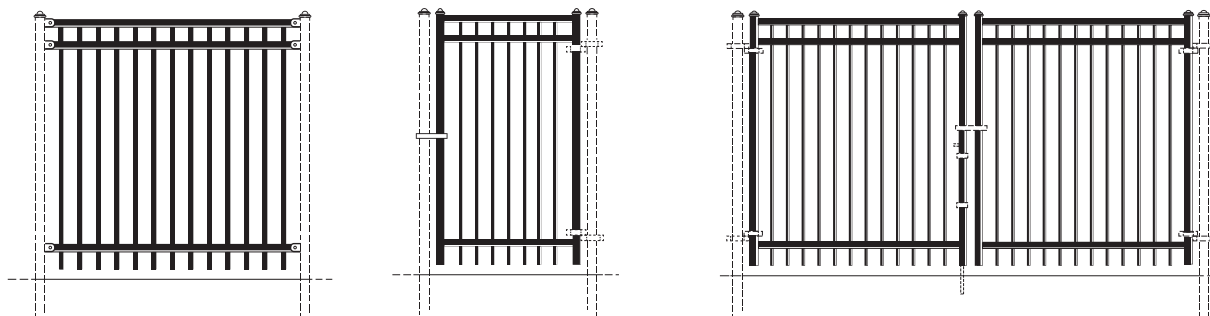
8' Panel Length:

Biasable to 24"

Contains 18 pickets, 3 rails, 3 retaining rods, 54 rubber grommets

Post spacing for 2-1/2" SQ posts = 96" O.C. ± 1/2"

DESCRIPTION	PART NO. BLACK	WEIGHT EA.	NOTES
5' High x 6' Panel Length	443882	98.00	
5' High x 8' Panel Length	443932	133.00	
42" Wide Single Swing Gate	445562	62.00	
4' Wide Single Swing Gate	445612	71.00	
12' Wide Double Swing Gate	445662	213.00	
14' Wide Double Swing Gate	445712	248.00	
16' Wide Double Swing Gate	445762	283.00	
20' Wide Double Swing Gate	445812	354.00	
6' High x 6' Panel Length	443892	109.00	
6' High x 8' Panel Length	443942	149.00	
42" Wide Single Swing Gate	445572	71.00	
4' Wide Single Swing Gate	445622	81.00	
12' Wide Double Swing Gate	445672	243.00	
14' Wide Double Swing Gate	445722	284.00	
16' Wide Double Swing Gate	445772	325.00	
20' Wide Double Swing Gate	445822	406.00	
7' High x 6' Panel Length	443902	121.00	
7' High x 8' Panel Length	443952	166.00	
42" Wide Single Swing Gate	445582	79.00	
4' Wide Single Swing Gate	445632	90.00	
12' Wide Double Swing Gate	445682	271.00	
14' Wide Double Swing Gate	445732	316.00	
16' Wide Double Swing Gate	445782	361.00	
20' Wide Double Swing Gate	445832	451.00	



Panels supplied unassembled/components packaged • 1/8" diameter galvanized steel retaining rods • Grommets included

Universal - 3 Rail Picket Bottom

6' Panel Length:

Biasable to 18"

Contains 13 pickets, 3 rails, 3 retaining rods, 39 rubber grommets

Post spacing for 2-1/2" SQ posts = 71-1/2" O.C. ± 1/2"

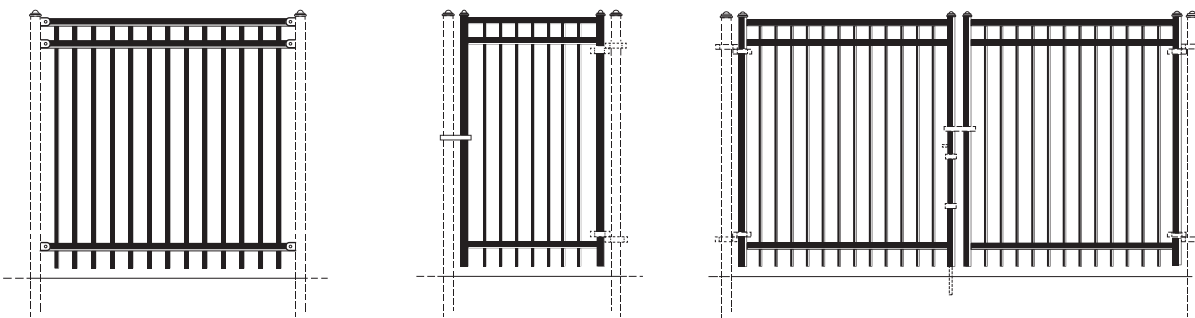
8' Panel Length:

Biasable to 24"

Contains 18 pickets, 3 rails, 3 retaining rods, 54 rubber grommets

Post spacing for 2-1/2" SQ posts = 96" O.C. ± 1/2"

DESCRIPTION	PART NO. BLACK	WEIGHT EA.	NOTES
8' High x 6' Panel Length	443912	133.00	
8' High x 8' Panel Length	443962	181.00	
42" Wide Single Swing Gate	445592	88.00	
4' Wide Single Swing Gate	445642	101.00	
12' Wide Double Swing Gate	445692	302.00	
14' Wide Double Swing Gate	445742	352.00	
16' Wide Double Swing Gate	445792	402.00	
20' Wide Double Swing Gate	445842	503.00	
10' High x 6' Panel Length	443922	156.00	
10' High x 8' Panel Length	443972	216.00	
42" Wide Single Swing Gate	445602	105.00	
4' Wide Single Swing Gate	445652	120.00	
12' Wide Double Swing Gate	445702	360.00	
14' Wide Double Swing Gate	445752	420.00	
16' Wide Double Swing Gate	445802	480.00	
20' Wide Double Swing Gate	445852	600.00	



Panels supplied unassembled/components packaged • 1/8" diameter galvanized steel retaining rods • Grommets included

Universal - 2 Rail Aluminum Cantilever Gates / Use for both 2 Rail and 3 Rail Universal styles


DESCRIPTION	PART NO. BLACK	WEIGHT EA.	NOTES
5' High			
10'-12' Wide Aluminum Cantilever Gate	446832	214.00	
14' Wide Aluminum Cantilever Gate	446882	246.00	
16' Wide Aluminum Cantilever Gate	446932	284.00	
18' Wide Aluminum Cantilever Gate	446982	316.00	
20' Wide Aluminum Cantilever Gate	447032	377.00	
22' Wide Aluminum Cantilever Gate	447082	400.00	
24' Wide Aluminum Cantilever Gate	447132	440.00	
6' High			
10'-12' Wide Aluminum Cantilever Gate	446892	227.00	
14' Wide Aluminum Cantilever Gate	446892	260.00	
16' Wide Aluminum Cantilever Gate	446942	301.00	
18' Wide Aluminum Cantilever Gate	446992	334.00	
20' Wide Aluminum Cantilever Gate	447042	398.00	
22' Wide Aluminum Cantilever Gate	447092	423.00	
24' Wide Aluminum Cantilever Gate	447142	464.00	

Track is included.

Hardware kits sold separately.

Hanger Posts (2) and Latch Post (1) must be 4" SQ (sold separately).

Assembly required.



Panels supplied unassembled/components packaged • 1/8" diameter galvanized steel retaining rods • Grommets included

Universal - 2 Rail Aluminum Cantilever Gates / Use for both 2 Rail and 3 Rail Universal styles


DESCRIPTION	PART NO. BLACK	WEIGHT EA.	NOTES
7' High			
10'-12' Wide Aluminum Cantilever Gate	446852	240.00	
14' Wide Aluminum Cantilever Gate	446902	274.00	
16' Wide Aluminum Cantilever Gate	446952	318.00	
18' Wide Aluminum Cantilever Gate	447002	352.00	
20' Wide Aluminum Cantilever Gate	447052	419.00	
22' Wide Aluminum Cantilever Gate	447102	446.00	
24' Wide Aluminum Cantilever Gate	447152	488.00	
8' High			
10'-12' Wide Aluminum Cantilever Gate	446862	253.00	
14' Wide Aluminum Cantilever Gate	446912	288.00	
16' Wide Aluminum Cantilever Gate	446962	335.00	
18' Wide Aluminum Cantilever Gate	447012	370.00	
20' Wide Aluminum Cantilever Gate	447062	440.00	
22' Wide Aluminum Cantilever Gate	447112	469.00	
24' Wide Aluminum Cantilever Gate	447162	512.00	

Track is included.

Hardware kits sold separately.

Hanger Posts (2) and Latch Post (1) must be 4" SQ (sold separately).

Assembly required.




Panels supplied unassembled/components packaged • 1/8" diameter galvanized steel retaining rods • Grommets included

6' and 8' Length Panels Available • 1" SQ 14 ga Pickets • 1-3/4" SQ 14 ga ForeRunner™ Rails

2-1/2" SQ Posts 12 gauge / Pressed Steel Post Cap included

DESCRIPTION	PART NO. BLACK	WEIGHT EA.	NOTES
5' Post	452552	16.00	
6' Post	451382	18.00	
7' Post	445052	21.00	
8' Post	445062	24.00	
9' Post	445072	27.00	
10' Post	445082	30.00	
11' Post	445092	33.00	
12' Post	445102	36.00	
13' Post	445112	40.00	




2-1/2" SQ Plated Posts 12 gauge / 5" SQ x 1/4" Plate • Pressed Steel Post Cap included

DESCRIPTION	PART NO. BLACK	WEIGHT EA.	NOTES
5' Plated Post	983292	17.00	
6' Plated Post	983322	19.00	
8' Plated Post	983262	28.00	

3" SQ Posts 12 gauge / Pressed Steel Post Cap included

DESCRIPTION	PART NO. BLACK	WEIGHT EA.	NOTES
6' Post	983312	24.00	
7' Post	445122	26.00	
8' Post	445132	29.00	
9' Post	445142	33.00	
10' Post	445152	36.00	
11' Post	445162	40.00	
12' Post	445172	44.00	
13' Post	445182	47.00	



3" SQ Posts 12 gauge / 6" SQ x 1/4" Plate • Pressed Steel Post Cap included


DESCRIPTION	PART NO. BLACK	WEIGHT EA.	NOTES
5' Plated Post	575W00	24.00	
6' Plated Post	788L00	30.00	
7' Plated Post	989472	34.00	
8' Plated Post	983272	39.00	

Panels supplied unassembled/components packaged • 1/8" diameter galvanized steel retaining rods • Grommets included

6' and 8' Length Panels Available • 1" SQ 14 ga Pickets • 1-3/4" 14 ga SQ ForeRunner™ Rails

4" SQ Posts 11 gauge / Pressed Steel Post Cap included

DESCRIPTION	PART NO. BLACK	WEIGHT EA.	NOTES
7' Post	445192	47.00	
8' Post	445202	54.00	
9' Post	445212	61.00	
10' Post	445222	67.00	
11' Post	445232	74.00	
12' Post	445242	81.00	
13' Post	445252	87.00	



4" SQ Plated Posts 11 gauge / 8" SQ x 3/8" Plate / Pressed Steel Post Cap included

DESCRIPTION	PART NO. BLACK	WEIGHT EA.	NOTES
6' Plated Post	677J00	50.00	

6" SQ Posts 3/16" Wall Thickness / Pressed Steel Post Cap included

DESCRIPTION	PART NO. BLACK	WEIGHT EA.	NOTES
8' Post	451392	116.00	
9' Post	451402	171.00	
10' Post	451412	190.00	
11' Post	906472	210.00	
12' Post	989092	229.00	
14' Post	166G00	267.00	

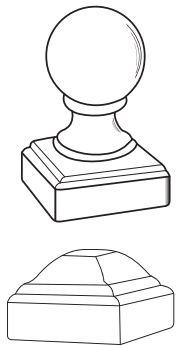


Panels supplied unassembled/components packaged • 1/8" diameter galvanized steel retaining rods • Grommets included

6' and 8' Length Panels Available • 1" SQ 14 ga Pickets • 1-3/4" SQ 14 ga ForeRunner™ Rails

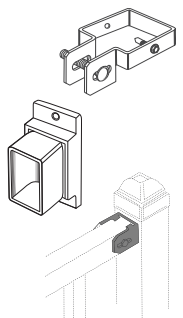
Post Caps

DESCRIPTION	PART NO. BLACK	WEIGHT EA.	NOTES
2-1/2" SQ Flat Post Cap	447802	0.22	
2-1/2" SQ Ball Post Cap	451522	1.50	
3" SQ Flat Post Cap	447812	0.30	
3" SQ Ball Post Cap	451532	4.00	
4" SQ Flat Post Cap	447822	0.40	
4" SQ Ball Post Cap	451542	4.50	
6" SQ Flat Post Post Cap	451512	0.75	



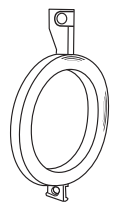
Hardware

DESCRIPTION	PART NO. BLACK	WEIGHT BG.	NOTES
2-1/2" Universal Bracket (2 per bag)	012450	0.92	
3" Universal Bracket (2 per bag)	012451	1.06	
Swivel Bracket (2 per bag)	012452	2.00	
Flat Back Bracket (2 per bag)	012449	0.84	



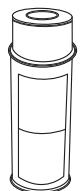
Accessories

DESCRIPTION	PART NO. BLACK	WEIGHT EA.	NOTES
Rings for Panels - 18 per box (Need 18 for 8' panel)	907392	1.00	



Touchup

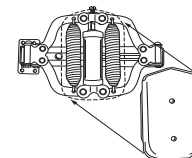
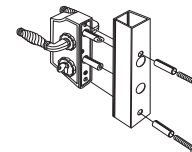
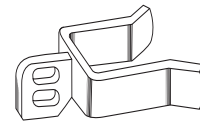
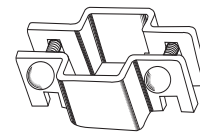
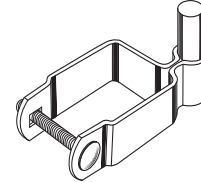
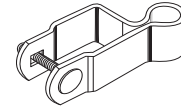
DESCRIPTION	PART NO.	WEIGHT EA.	NOTES
Touch Up Paint - Black	447992	1.08	
Cold Galvanize Aerosol - Dull gray	012321	1.25	
Zinc Brite Aerosol - Bright silver	036412	1.00	



Panels supplied unassembled/components packaged • 1/8" diameter galvanized steel retaining rods • Grommets included

Gate Hardware

DESCRIPTION	PART NO. BLACK	BOX QTY.	WEIGHT EA.	NOTES
Frame Hinge / Stainless steel fasteners included				
Frame Hinge for 1-3/4" Frame (2 per bag)	447852	100	0.66	
Post Hinges / Stainless steel fasteners included				
2-1/2" SQ Post Hinge with 5/8" Pin	447832	50	1.06	
3" SQ Post Hinge with 5/8" Pin	447842	50	1.14	
Latch Hanger / Stainless steel fasteners included				
Fork Latch Hanger for 1-3/4" Frame	447862	100	0.60	
Latch Forks				
Fork Latch for 1-3/4" Frame	447872	100	0.40	
Fork Latch for 2-1/2" SQ post	447882	50	0.60	
Fork Latch for 3" SQ post	447892	50	0.60	
Security Latch				
Keyed for 1" to 1-1/4" Frame	451632	—	4.00	
Keyed for 1-3/4" to 2" Frame	451622	—	4.00	
Gate Closer				
Kant-Slam Hydraulic Gate Closer	018622	6	6.00	
Drop Rod				
5/8" x 48" Drop Rod	444162	1	4.00	
Gate Upright Post Cap				
1-3/4" SQ Flat Post Cap	447792	100	0.17	



Panels supplied unassembled/components packaged • 1/8" diameter galvanized steel retaining rods • Grommets included

Gate Hardware Kits with Box Hinges

DESCRIPTION	PART NO. BLACK	WEIGHT EA.	NOTES
Single Swing Hardware Kit for 2-1/2" SQ Post	108896	5.00	
Single Swing Hardware Kit for 3" SQ Post	108812	9.00	
Includes 2 Box Hinges, 1 Fork Latch, 1 Fork Latch Hanger			
Double Swing Hardware Kit	108822	23.00	
Includes 4 Box Hinges, 1 Fork Latch, 1 Fork Latch Hanger, 1 Frame Hinge, 1 Drop Rod			



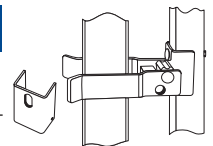
Single Swing Hinge Kits with Strong Arm Latch

DESCRIPTION	PART NO. BLACK	WEIGHT EA.	NOTES
Commercial Hinge Kit for 3" SQ Post	292A00	8.00	
Commercial Hinge Kit 4" SQ Post	000A03	15.00	
For gates up to 240 lbs.			
Industrial Hinge Kit for 3" SQ Post	306G00	22.00	
Industrial Hinge Kit for 4" SQ Post	873A00	24.00	
For gates up to 3000 lbs.			



Strong Arm Latches

DESCRIPTION	PART NO. BLACK	WEIGHT EA.	NOTES
2-1/2" SQ Post - Single Swing	108852	7.00	
3" SQ Post - Single Swing	108862	7.00	
4" SQ Post - Single Swing	108872	7.00	
6" SQ Post - Single Swing	420D00	7.00	
For 2" SQ Gate Frame- Double Swing			
	120E00	9.00	



Cantilever Gate Hardware

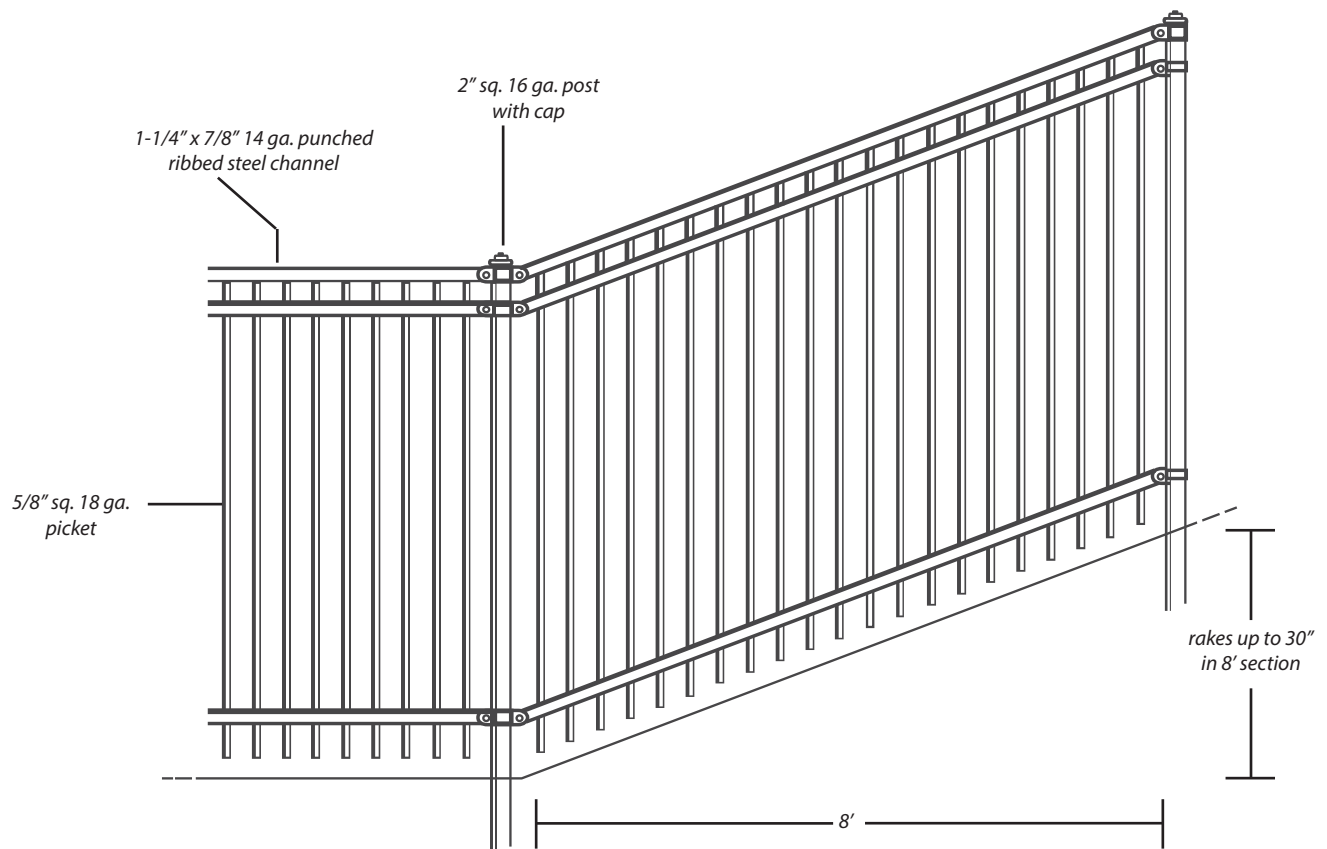
DESCRIPTION	PART NO. BLACK	WEIGHT EA.	NOTES
Latch	733K00	5.00	
Includes fasteners			
4" SQ Post Aluminum Cantilever Gate Kit	012P00	80.00	
6" SQ Post Aluminum Cantilever Gate Kit	000V47	90.00	



Panels supplied unassembled/components packaged • 1/8" diameter galvanized steel retaining rods • Grommets included

NOTES

Panels supplied unassembled/components packaged • 1/8" diameter galvanized steel retaining rods • Grommets included



Style, Beauty & Protection in Residential Steel Fencing

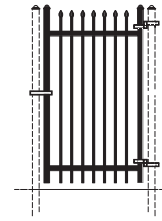
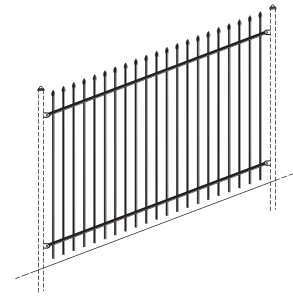
Product Features

- Pro-Fusion welding process creates a virtually invisible structural connection at every picket-to-rail connection
- E-Coat finishing process delivers maintenance-free ownership for a lifetime
- Biasability (up to 30 inches over 8 feet) to follow the contour of the landscape
- Available in both 4" air gap traditional fencing and 3" air gap Pool, Pet, and Play fencing for added strength and security
- Wide selection of styles to complement any residential property
- Pre-assembled sections for quick and easy installation
- Gates are welded rail and picket for added strength and durability
- Full line of accessories available
- Made in USA
- Lifetime Limited Warranty

8' Length ATF Panels • 5/8" SQ x 18 ga Pickets • 15/16" W x 1-1/4" H x 14 ga Rails

Classic - 2 Rail Picket Bottom, 4" Air Gap

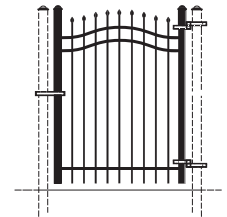
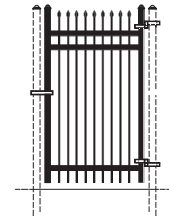
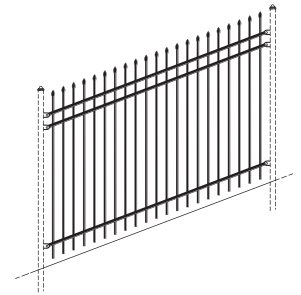
DESCRIPTION	PART NO. BLACK	PART NO. BRONZE	WEIGHT EA.	NOTES
4' High ATF Panel	890122	890128	36.00	
42" Wide Straight Gate	891322	891328	23.00	
4' Wide Straight Gate	891332	891338	25.00	
5' Wide Straight Gate	891342	891348	30.00	
6' Wide Straight Gate	891352	891358	35.00	
7' Wide Straight Gate	891362	891368	39.00	
8' Wide Straight Gate	891372	891378	46.00	
5' High ATF Panel	890132	890138	43.00	
42" Wide Straight Gate	891382	891388	28.00	
4' Wide Straight Gate	891392	891398	30.00	
5' Wide Straight Gate	891402	891408	36.00	
6' Wide Straight Gate	891412	891418	42.00	
7' Wide Straight Gate	891422	891428	46.00	
8' Wide Straight Gate	891432	891438	55.00	



ATF Panels are 94" actual length • All gates listed are single swing and welded with 1-1/4" x 16 ga Gate Ends and Caps • Hinges sold separately

Classic - 3 Rail Picket Bottom, 4" Air Gap

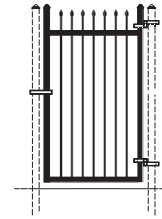
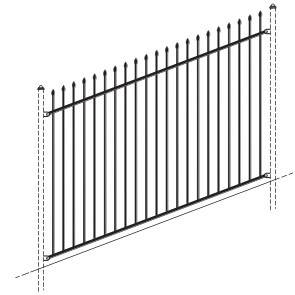
DESCRIPTION	PART NO. BLACK	PART NO. BRONZE	WEIGHT EA.	NOTES
4' High ATF Panel	890182	890188	42.00	
42" Wide Straight Gate	891682	891688	25.00	
4' Wide Straight Gate	891692	891698	28.00	
5' Wide Straight Gate	891702	891708	32.00	
6' Wide Straight Gate	891712	891718	40.00	
7' Wide Straight Gate	891722	891728	44.00	
8' Wide Straight Gate	891732	891738	52.00	
42" Wide Arch Gate	237100	—	28.00	
4' Wide Arch Gate	619F00	—	44.00	
5' Wide Arch Gate	903382	—	38.00	
6' Wide Arch Gate	236100	—	45.00	
5' High ATF Panel	890192	890198	49.00	
42" Wide Straight Gate	891742	891748	30.00	
4' Wide Straight Gate	891752	891758	33.00	
5' Wide Straight Gate	891762	891768	38.00	
6' Wide Straight Gate	891772	891778	47.00	
7' Wide Straight Gate	891782	891788	51.00	
8' Wide Straight Gate	891792	891798	61.00	
42" Wide Arch Gate	012545	—	33.00	
4' Wide Arch Gate	903392	—	38.00	
5' Wide Arch Gate	903412	—	44.00	
6' Wide Arch Gate	012546	—	52.00	
6' High ATF Panel	890202	890208	55.00	
42" Wide Straight Gate	891802	891808	35.00	
4' Wide Straight Gate	891812	891818	38.00	
5' Wide Straight Gate	891822	891828	44.00	
6' Wide Straight Gate	891832	891838	54.00	
7' Wide Straight Gate	891842	891848	59.00	
8' Wide Straight Gate	891852	891858	70.00	
42" Wide Arch Gate	454100	—	38.00	
4' Wide Arch Gate	345P00	—	38.00	
5' Wide Arch Gate	701F00	—	51.00	
6' Wide Arch Gate	012547	—	59.00	



ATF Panels are 94" actual length • All gates listed are single swing and welded with 1-1/4" x 16 ga Gate Ends and Caps • Hinges sold separately

Classic - 2 Rail Flush Bottom, 4" Air Gap

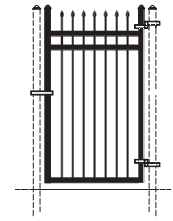
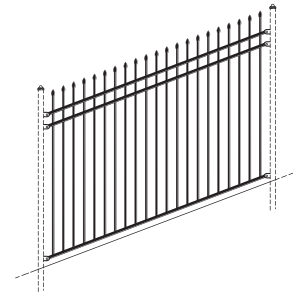
DESCRIPTION	PART NO.	PART NO.	WEIGHT EA.	NOTES
	BLACK	BRONZE		
4' High ATF Panel	890152	890158	36.00	
42" Wide Straight Gate	891502	891508	23.00	
4' Wide Straight Gate	891512	891518	25.00	
5' Wide Straight Gate	891522	891528	30.00	
6' Wide Straight Gate	891532	891538	35.00	
7' Wide Straight Gate	891542	891548	39.00	
8' Wide Straight Gate	891552	891558	46.00	
5' High ATF Panel	890162	890168	43.00	
42" Wide Straight Gate	891562	891568	28.00	
4' Wide Straight Gate	891572	891578	30.00	
5' Wide Straight Gate	891582	891588	36.00	
6' Wide Straight Gate	891592	891598	42.00	
7' Wide Straight Gate	891602	891608	46.00	
8' Wide Straight Gate	891612	891618	55.00	



ATF Panels are 94" actual length • All gates listed are single swing and welded with 1-1/4" x 16 ga Gate Ends and Caps • Hinges sold separately

Classic - 3 Rail Flush Bottom, 4" Air Gap

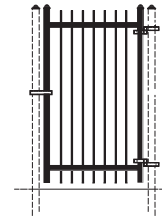
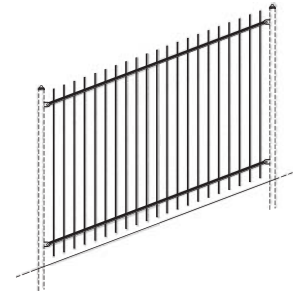
DESCRIPTION	PART NO. BLACK	PART NO. BRONZE	WEIGHT EA.	NOTES
4' High ATF Panel	890212	890218	42.00	
42" Wide Straight Gate	891862	891868	25.00	
4' Wide Straight Gate	891872	891878	28.00	
5' Wide Straight Gate	891882	891888	32.00	
6' Wide Straight Gate	891892	891898	40.00	
7' Wide Straight Gate	891902	891908	44.00	
8' Wide Straight Gate	891912	891918	52.00	
5' High ATF Panel	890222	890228	49.00	
42" Wide Straight Gate	891922	891928	30.00	
4' Wide Straight Gate	891932	891938	33.00	
5' Wide Straight Gate	891942	891948	38.00	
6' Wide Straight Gate	891952	891958	47.00	
7' Wide Straight Gate	891962	891968	51.00	
8' Wide Straight Gate	891972	891978	61.00	
6' High ATF Panel	890232	890238	55.00	
42" Wide Straight Gate	891982	891988	35.00	
4' Wide Straight Gate	891992	891998	38.00	
5' Wide Straight Gate	892002	892008	44.00	
6' Wide Straight Gate	892012	892018	54.00	
7' Wide Straight Gate	892022	892028	59.00	
8' Wide Straight Gate	892032	892038	70.00	



ATF Panels are 94" actual length • All gates listed are single swing and welded with 1-1/4" x 16 ga Gate Ends and Caps • Hinges sold separately

Genesis - 2 Rail Picket Bottom, 4" Air Gap

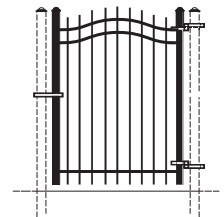
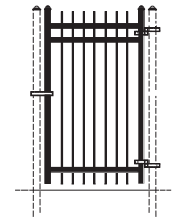
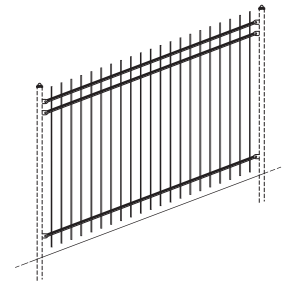
DESCRIPTION	PART NO. BLACK	PART NO. BRONZE	WEIGHT EA.	NOTES
4' High ATF Panel	890482	890488	36.00	
42" Wide Straight Gate	892762	892768	23.00	
4' Wide Straight Gate	892772	892778	25.00	
5' Wide Straight Gate	892782	892788	30.00	
6' Wide Straight Gate	892792	892798	35.00	
7' Wide Straight Gate	892802	892808	39.00	
8' Wide Straight Gate	892812	892818	46.00	
5' High ATF Panel	890492	890498	43.00	
42" Wide Straight Gate	892822	892828	28.00	
4' Wide Straight Gate	892832	892838	30.00	
5' Wide Straight Gate	892842	892848	36.00	
6' Wide Straight Gate	892852	892858	42.00	
7' Wide Straight Gate	892862	892868	46.00	
8' Wide Straight Gate	892872	892878	55.00	



ATF Panels are 94" actual length • All gates listed are single swing and welded with 1-1/4" x 16 ga Gate Ends and Caps • Hinges sold separately

Genesis - 3 Rail Picket Bottom, 4" Air Gap

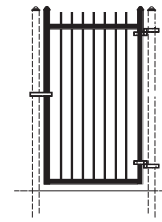
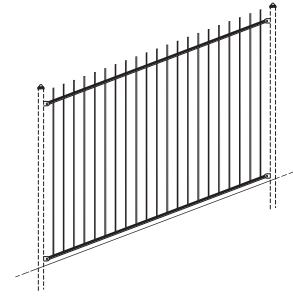
DESCRIPTION	PART NO. BLACK	PART NO. BRONZE	WEIGHT EA.	NOTES
4' High ATF Panel	890542	890548	42.00	
42" Wide Straight Gate	893122	893128	25.00	
4' Wide Straight Gate	893132	893138	28.00	
5' Wide Straight Gate	893142	893148	32.00	
6' Wide Straight Gate	893152	893158	40.00	
7' Wide Straight Gate	893162	893168	44.00	
8' Wide Straight Gate	893172	893178	52.00	
42" Wide Arch Gate	012548	—	28.00	
4' Wide Arch Gate	238D00	—	32.00	
5' Wide Arch Gate	012549	—	40.00	
6' Wide Arch Gate	239D00	—	45.00	
5' High ATF Panel	890552	890558	49.00	
42" Wide Straight Gate	893182	893188	30.00	
4' Wide Straight Gate	893192	893198	33.00	
5' Wide Straight Gate	893202	893208	38.00	
6' Wide Straight Gate	893212	893218	47.00	
7' Wide Straight Gate	893222	893228	51.00	
8' Wide Straight Gate	893232	893238	61.00	
42" Wide Arch Gate	012550	589E00	33.00	
4' Wide Arch Gate	360H00	177T00	52.00	
5' Wide Arch Gate	253D00	—	44.00	
6' Wide Arch Gate	294K00	—	47.00	
6' High ATF Panel	890562	890568	55.00	
42" Wide Straight Gate	893242	893248	35.00	
4' Wide Straight Gate	893252	893258	38.00	
5' Wide Straight Gate	893262	893268	44.00	
6' Wide Straight Gate	893272	893278	54.00	
7' Wide Straight Gate	893282	893288	59.00	
8' Wide Straight Gate	893292	893298	70.00	
42" Wide Arch Gate	576G00	—	38.00	
4' Wide Arch Gate	621D00	—	41.00	
5' Wide Arch Gate	921W00	—	52.00	
6' Wide Arch Gate	575G00	—	61.00	



ATF Panels are 94" actual length • All gates listed are single swing and welded with 1-1/4" x 16 ga Gate Ends and Caps • Hinges sold separately

Genesis - 2 Rail Flush Bottom, 4" Air Gap

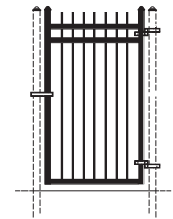
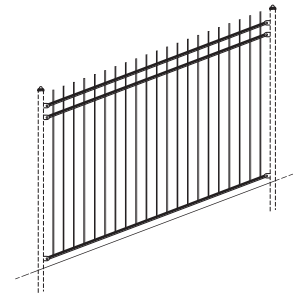
DESCRIPTION	PART NO. BLACK	PART NO. BRONZE	WEIGHT EA.	NOTES
4' High ATF Panel	890512	890518	36.00	
42" Wide Straight Gate	892942	892948	23.00	
4' Wide Straight Gate	892952	892958	25.00	
5' Wide Straight Gate	892962	892968	30.00	
6' Wide Straight Gate	892972	892978	35.00	
7' Wide Straight Gate	892982	892988	39.00	
8' Wide Straight Gate	892992	892998	46.00	
5' High ATF Panel	890522	890528	43.00	
42" Wide Straight Gate	893002	893008	28.00	
4' Wide Straight Gate	893012	893018	30.00	
5' Wide Straight Gate	893022	893028	36.00	
6' Wide Straight Gate	893032	893038	42.00	
7' Wide Straight Gate	893042	893048	46.00	
8' Wide Straight Gate	893052	893058	55.00	



ATF Panels are 94" actual length • All gates listed are single swing and welded with 1-1/4" x 16 ga Gate Ends and Caps • Hinges sold separately

Genesis - 3 Rail Flush Bottom, 4" Air Gap

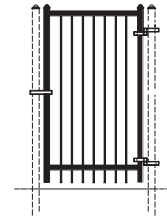
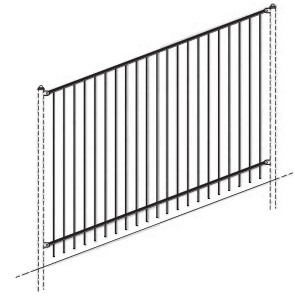
DESCRIPTION	PART NO. BLACK	PART NO. BRONZE	WEIGHT EA.	NOTES
4' High ATF Panel	890572	890578	42.00	
42" Wide Straight Gate	893302	893308	25.00	
4' Wide Straight Gate	893312	893318	28.00	
5' Wide Straight Gate	893322	893328	32.00	
6' Wide Straight Gate	893332	893338	40.00	
7' Wide Straight Gate	893342	893348	44.00	
8' Wide Straight Gate	893352	893358	52.00	
5' High ATF Panel	890582	890588	49.00	
42" Wide Straight Gate	893362	893368	30.00	
4' Wide Straight Gate	893372	893378	33.00	
5' Wide Straight Gate	893382	893388	38.00	
6' Wide Straight Gate	893392	893398	47.00	
7' Wide Straight Gate	893402	893408	51.00	
8' Wide Straight Gate	893412	893418	61.00	
6' High ATF Panel	890592	890598	55.00	
42" Wide Straight Gate	893422	893428	35.00	
4' Wide Straight Gate	893432	893438	38.00	
5' Wide Straight Gate	893442	893448	44.00	
6' Wide Straight Gate	893452	893458	54.00	
7' Wide Straight Gate	893462	893468	59.00	
8' Wide Straight Gate	893472	893478	70.00	



ATF Panels are 94" actual length • All gates listed are single swing and welded with 1-1/4" x 16 ga Gate Ends and Caps • Hinges sold separately

Majestic - 2 Rail Picket Bottom, 4" Air Gap

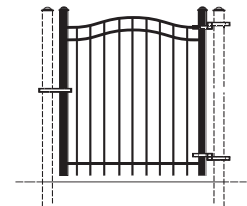
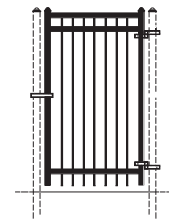
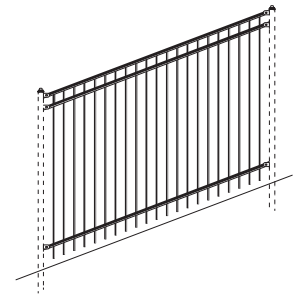
DESCRIPTION	PART NO. BLACK	PART NO. BRONZE	WEIGHT EA.	NOTES
4' High ATF Panel	890842	890848	36.00	
42" Wide Straight Gate	894202	894208	23.00	
4' Wide Straight Gate	894212	894218	25.00	
5' Wide Straight Gate	894222	894228	30.00	
6' Wide Straight Gate	894232	894238	35.00	
7' Wide Straight Gate	894242	894248	39.00	
8' Wide Straight Gate	894252	894258	46.00	
5' High ATF Panel	890852	890858	43.00	
42" Wide Straight Gate	894262	894268	28.00	
4' Wide Straight Gate	894272	894278	30.00	
5' Wide Straight Gate	894282	894288	36.00	
6' Wide Straight Gate	894292	894298	42.00	
7' Wide Straight Gate	894302	894308	46.00	
8' Wide Straight Gate	894312	894318	55.00	



ATF Panels are 94" actual length • All gates listed are single swing and welded with 1-1/4" x 16 ga Gate Ends and Caps • Hinges sold separately

Majestic - 3 Rail Picket Bottom, 4" Air Gap

DESCRIPTION	PART NO. BLACK	PART NO. BRONZE	WEIGHT EA.	NOTES
4' High ATF Panel	890902	890908	42.00	
42" Wide Straight Gate	894562	894568	23.00	
4' Wide Straight Gate	894572	894578	25.00	
5' Wide Straight Gate	894582	894588	30.00	
6' Wide Straight Gate	894592	894598	35.00	
7' Wide Straight Gate	894602	894608	39.00	
8' Wide Straight Gate	894612	894618	46.00	
42" Wide Arch Gate	496D00	253W00	32.00	
4' Wide Arch Gate	903242	903248	32.00	
5' Wide Arch Gate	903262	—	36.00	
6' Wide Arch Gate	285W00	—	45.00	
5' High ATF Panel	890912	890918	49.00	
42" Wide Straight Gate	894622	894628	28.00	
4' Wide Straight Gate	894632	894638	30.00	
5' Wide Straight Gate	894642	894648	36.00	
6' Wide Straight Gate	894652	894658	42.00	
7' Wide Straight Gate	894662	894668	46.00	
8' Wide Straight Gate	894672	894678	55.00	
42" Wide Arch Gate	000N77	637D00	30.00	
4' Wide Arch Gate	963B00	815I00	36.00	
5' Wide Arch Gate	964B00	375X00	41.00	
6' Wide Arch Gate	256E00	—	51.00	
6' High ATF Panel	890922	890928	55.00	
42" Wide Straight Gate	894682	894688	32.00	
4' Wide Straight Gate	894692	894698	35.00	
5' Wide Straight Gate	894702	894708	42.00	
6' Wide Straight Gate	894712	894718	49.00	
7' Wide Straight Gate	894722	894728	54.00	
8' Wide Straight Gate	894732	894738	64.00	
42" Wide Arch Gate	782V00	—	38.00	
4' Wide Arch Gate	903272	—	35.00	
5' Wide Arch Gate	597S00	—	59.00	
6' Wide Arch Gate	279O00	—	59.00	

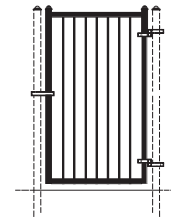
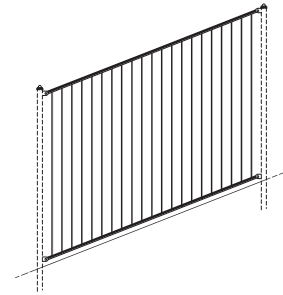


ATF Panels are 94" actual length • All gates listed are single swing and welded with 1-1/4" x 16 ga Gate Ends and Caps • Hinges sold separately

8' Length ATF Panels • 5/8" SQ x 18 ga Pickets • 15/16" W x 1-1/4" H x 14 ga Rails

Majestic - 2 Rail Flush Bottom, 4" Air Gap

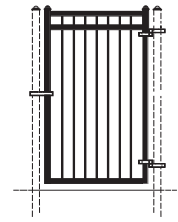
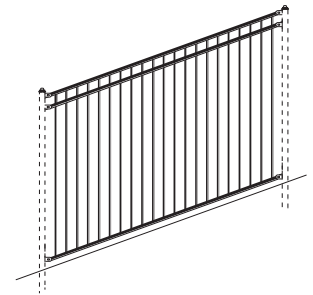
DESCRIPTION	PART NO. BLACK	PART NO. BRONZE	WEIGHT EA.	NOTES
4' High ATF Panel	890872	890878	36.00	
42" Wide Straight Gate	894382	894388	23.00	
4' Wide Straight Gate	894392	894398	25.00	
5' Wide Straight Gate	894402	894408	30.00	
6' Wide Straight Gate	894412	894418	35.00	
7' Wide Straight Gate	894422	894428	39.00	
8' Wide Straight Gate	894432	894438	46.00	



ATF Panels are 94" actual length • All gates listed are single swing and welded with 1-1/4" x 16 ga Gate Ends and Caps • Hinges sold separately

Majestic - 3 Rail Flush Bottom, 4" Air Gap

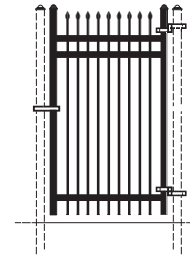
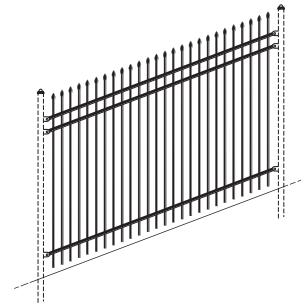
DESCRIPTION	PART NO. BLACK	PART NO. BRONZE	WEIGHT EA.	NOTES
4' High ATF Panel	890932	890938	42.00	
42" Wide Straight Gate	894742	894748	25.00	
4' Wide Straight Gate	894752	894758	28.00	
5' Wide Straight Gate	894762	894768	32.00	
6' Wide Straight Gate	894772	894778	40.00	
7' Wide Straight Gate	894782	894788	44.00	
8' Wide Straight Gate	894792	894798	52.00	
54" High ATF Panel	902382	902388	48.00	
42" Wide Straight Gate	902402	902408	28.00	
4' Wide Straight Gate	902412	902418	31.00	
5' Wide Straight Gate	902422	902428	35.00	
6' Wide Straight Gate	902432	902438	44.00	
7' Wide Straight Gate	902442	902448	48.00	
8' Wide Straight Gate	902452	902458	57.00	
5' High ATF Panel	890942	890948	49.00	
42" Wide Straight Gate	894802	894808	30.00	
4' Wide Straight Gate	894812	894818	33.00	
5' Wide Straight Gate	894822	894828	38.00	
6' Wide Straight Gate	894832	894838	47.00	
7' Wide Straight Gate	894842	894848	51.00	
8' Wide Straight Gate	894852	894858	61.00	
6' High ATF Panel	890952	890958	55.00	
42" Wide Straight Gate	894862	894868	35.00	
4' Wide Straight Gate	894872	894878	38.00	
5' Wide Straight Gate	894882	894888	44.00	
6' Wide Straight Gate	894892	894898	54.00	
7' Wide Straight Gate	894902	894908	59.00	
8' Wide Straight Gate	894912	894918	70.00	



ATF Panels are 94" actual length • All gates listed are single swing and welded with 1-1/4" x 16 ga Gate Ends and Caps • Hinges sold separately

Classic - 3 Rail Picket Bottom, 3" Air Gap

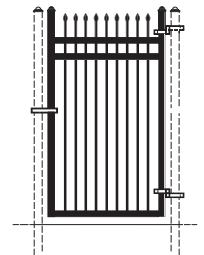
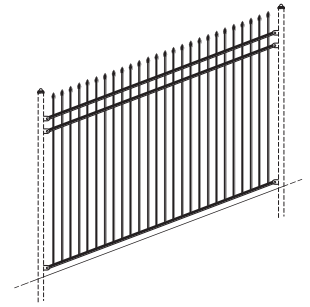
DESCRIPTION	PART NO. BLACK	PART NO. BRONZE	WEIGHT EA.	NOTES
4' High ATF Panel	890302	890308	50.00	
42" Wide Straight Gate	892402	892408	28.00	
4' Wide Straight Gate	892412	892418	31.00	
5' Wide Straight Gate	892422	892428	37.00	
6' Wide Straight Gate	892432	892438	45.00	
7' Wide Straight Gate	892442	892448	49.00	
8' Wide Straight Gate	892452	892458	58.00	
5' High ATF Panel	890312	890318	59.00	
42" Wide Straight Gate	892462	892468	33.00	
4' Wide Straight Gate	892472	892478	37.00	
5' Wide Straight Gate	892482	892488	44.00	
6' Wide Straight Gate	892492	892498	53.00	
7' Wide Straight Gate	892502	892508	58.00	
8' Wide Straight Gate	892512	892518	69.00	
6' High ATF Panel	890322	890328	67.00	
42" Wide Straight Gate	892522	892528	38.00	
4' Wide Straight Gate	892532	892538	43.00	
5' Wide Straight Gate	892542	892548	51.00	
6' Wide Straight Gate	892552	892558	61.00	
7' Wide Straight Gate	892562	892568	72.00	
8' Wide Straight Gate	892572	892578	79.00	



ATF Panels are 94" actual length • All gates listed are single swing and welded with 1-1/4" x 16 ga Gate Ends and Caps • Hinges sold separately

Classic - 3 Rail Flush Bottom, 3" Air Gap

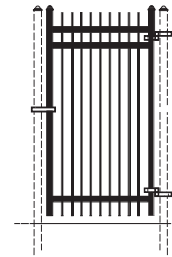
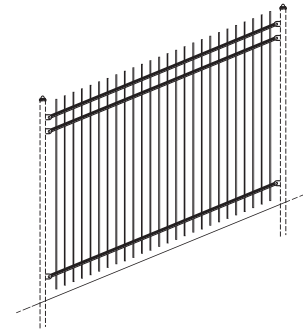
DESCRIPTION	PART NO. BLACK	PART NO. BRONZE	WEIGHT EA.	NOTES
4' High ATF Panel	890332	890338	50.00	
42" Wide Straight Gate	892582	892588	28.00	
4' Wide Straight Gate	892592	892598	31.00	
5' Wide Straight Gate	892602	892608	37.00	
6' Wide Straight Gate	892612	892618	45.00	
7' Wide Straight Gate	892622	892628	49.00	
8' Wide Straight Gate	892632	892638	58.00	
5' High ATF Panel	890342	890348	59.00	
42" Wide Straight Gate	892642	892648	33.00	
4' Wide Straight Gate	892652	892658	37.00	
5' Wide Straight Gate	892662	892668	44.00	
6' Wide Straight Gate	892672	892678	53.00	
7' Wide Straight Gate	892682	892688	58.00	
8' Wide Straight Gate	892692	892698	69.00	
6' High ATF Panel	890352	890358	67.00	
42" Wide Straight Gate	892702	892708	38.00	
4' Wide Straight Gate	892712	892718	43.00	
5' Wide Straight Gate	892722	892728	51.00	
6' Wide Straight Gate	892732	892738	61.00	
7' Wide Straight Gate	892742	892748	72.00	
8' Wide Straight Gate	892752	892758	79.00	



ATF Panels are 94" actual length • All gates listed are single swing and welded with 1-1/4" x 16 ga Gate Ends and Caps • Hinges sold separately

Genesis - 3 Rail Picket Bottom, 3" Air Gap

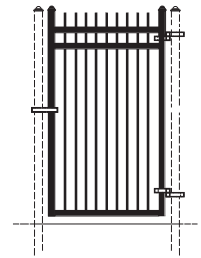
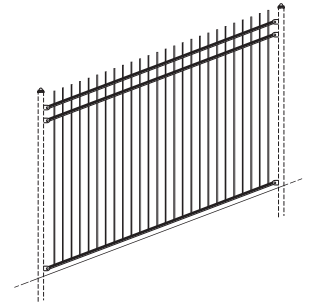
DESCRIPTION	PART NO. BLACK	PART NO. BRONZE	WEIGHT EA.	NOTES
4' High ATF Panel	890662	890668	50.00	
42" Wide Straight Gate	893842	893848	28.00	
4' Wide Straight Gate	893852	893858	31.00	
5' Wide Straight Gate	893862	893868	37.00	
6' Wide Straight Gate	893872	893878	45.00	
7' Wide Straight Gate	893882	893888	49.00	
8' Wide Straight Gate	893892	893898	58.00	
5' High ATF Panel	890672	890678	59.00	
42" Wide Straight Gate	893902	893908	33.00	
4' Wide Straight Gate	893912	893918	37.00	
5' Wide Straight Gate	893922	893928	44.00	
6' Wide Straight Gate	893932	893938	53.00	
7' Wide Straight Gate	893942	893948	58.00	
8' Wide Straight Gate	893952	893958	69.00	
6' High ATF Panel	890682	890688	67.00	
42" Wide Straight Gate	893962	893968	38.00	
4' Wide Straight Gate	893972	893978	43.00	
5' Wide Straight Gate	893982	893988	51.00	
6' Wide Straight Gate	893992	893998	61.00	
7' Wide Straight Gate	894002	894008	72.00	
8' Wide Straight Gate	894012	894018	79.00	



ATF Panels are 94" actual length • All gates listed are single swing and welded with 1-1/4" x 16 ga Gate Ends and Caps • Hinges sold separately

Genesis - 3 Rail Flush Bottom, 3" Air Gap

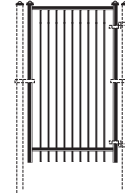
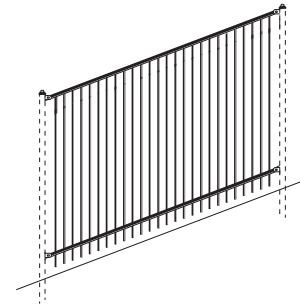
DESCRIPTION	PART NO. BLACK	PART NO. BRONZE	WEIGHT EA.	NOTES
4' High ATF Panel	890692	890698	50.00	
42" Wide Straight Gate	894022	894028	28.00	
4' Wide Straight Gate	894032	894038	31.00	
5' Wide Straight Gate	894042	894048	37.00	
6' Wide Straight Gate	894052	894058	45.00	
7' Wide Straight Gate	894062	894068	49.00	
8' Wide Straight Gate	894072	894078	58.00	
5' High ATF Panel	890702	890708	59.00	
42" Wide Straight Gate	894082	894088	33.00	
4' Wide Straight Gate	894092	894098	37.00	
5' Wide Straight Gate	894102	894108	44.00	
6' Wide Straight Gate	894112	894118	53.00	
7' Wide Straight Gate	894122	894128	58.00	
8' Wide Straight Gate	894132	894138	69.00	
6' High ATF Panel	890712	890718	67.00	
42" Wide Straight Gate	894142	894148	38.00	
4' Wide Straight Gate	894152	894158	43.00	
5' Wide Straight Gate	894162	894168	51.00	
6' Wide Straight Gate	894172	894178	61.00	
7' Wide Straight Gate	894182	894188	72.00	
8' Wide Straight Gate	894192	894198	79.00	



ATF Panels are 94" actual length • All gates listed are single swing and welded with 1-1/4" x 16 ga Gate Ends and Caps • Hinges sold separately

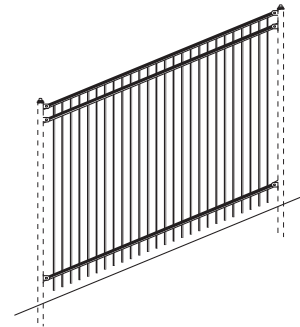
Majestic - 2 Rail Picket Bottom, 3" Air Gap

DESCRIPTION	PART NO. BLACK	PART NO. BRONZE	WEIGHT EA.	NOTES
4' High ATF Panel	890992	890998	44.00	
42" Wide Straight Gate	895102	895108	25.00	
4' Wide Straight Gate	895112	895118	28.00	
5' Wide Straight Gate	895122	895128	34.00	
6' Wide Straight Gate	895132	895138	40.00	
7' Wide Straight Gate	895142	895148	44.00	
8' Wide Straight Gate	895152	895158	52.00	

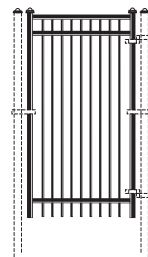


Majestic - 3 Rail Picket Bottom, 3" Air Gap

DESCRIPTION	PART NO. BLACK	PART NO. BRONZE	WEIGHT EA.	NOTES
4' High ATF Panel	891022	891028	50.00	
42" Wide Straight Gate	895282	895288	28.00	
4' Wide Straight Gate	895292	895298	31.00	
5' Wide Straight Gate	895302	895308	37.00	
6' Wide Straight Gate	895312	895318	45.00	
7' Wide Straight Gate	895322	895328	49.00	
8' Wide Straight Gate	895332	895338	58.00	



5' High ATF Panel	891032	891038	59.00	
42" Wide Straight Gate	895342	895348	33.00	
4' Wide Straight Gate	895352	895358	37.00	
5' Wide Straight Gate	895362	895368	44.00	
6' Wide Straight Gate	895372	895378	53.00	
7' Wide Straight Gate	895382	895388	58.00	
8' Wide Straight Gate	895392	895398	69.00	



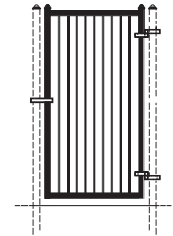
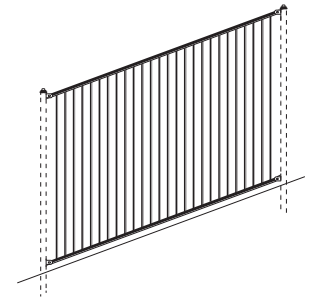
6' High ATF Panel	891042	891048	67.00	
42" Wide Straight Gate	895402	895408	38.00	
4' Wide Straight Gate	895412	895418	43.00	
5' Wide Straight Gate	895422	895428	51.00	
6' Wide Straight Gate	895432	895438	61.00	
7' Wide Straight Gate	895442	895448	72.00	
8' Wide Straight Gate	895452	895458	79.00	

ATF Panels are 94" actual length • All gates listed are single swing and welded with 1-1/4" x 16 ga Gate Ends and Caps • Hinges sold separately

8' Length ATF Panels • 5/8" SQ x 18 ga Pickets • 15/16" W x 1-1/4" H x 14 ga Rails

Majestic - 2 Rail Flush Bottom, 3" Air Gap

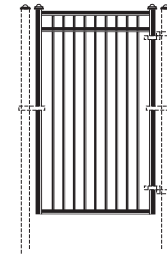
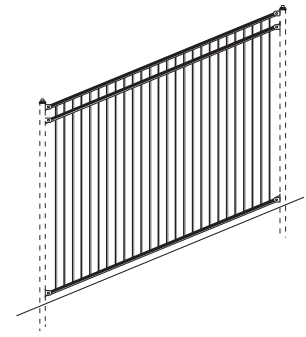
DESCRIPTION	PART NO. BLACK	PART NO. BRONZE	WEIGHT EA.	NOTES
4' High ATF Panel	890992	890998	44.00	
42" Wide Straight Gate	895102	895108	25.00	
4' Wide Straight Gate	895112	895118	28.00	
5' Wide Straight Gate	895122	895128	34.00	
6' Wide Straight Gate	895132	895138	40.00	
7' Wide Straight Gate	895142	895148	44.00	
8' Wide Straight Gate	895152	895158	52.00	



ATF Panels are 94" actual length • All gates listed are single swing and welded with 1-1/4" x 16 ga Gate Ends and Caps • Hinges sold separately

Majestic - 3 Rail Flush Bottom, 3" Air Gap

DESCRIPTION	PART NO. BLACK	PART NO. BRONZE	WEIGHT EA.	NOTES
4' High ATF Panel	891052	891058	50.00	
42" Wide Straight Gate	895462	895468	28.00	
4' Wide Straight Gate	895472	895478	31.00	
5' Wide Straight Gate	895482	895488	37.00	
6' Wide Straight Gate	895492	895498	45.00	
7' Wide Straight Gate	895502	895508	49.00	
8' Wide Straight Gate	895512	895518	58.00	
54" High ATF Panel	908022	044500	55.00	
42" Wide Straight Gate	902462	902468	31.00	
4' Wide Straight Gate	902472	902478	34.00	
5' Wide Straight Gate	902482	902488	41.00	
6' Wide Straight Gate	902492	902498	51.00	
7' Wide Straight Gate	902502	902508	54.00	
8' Wide Straight Gate	902512	902518	64.00	
5' High ATF Panel	891062	891068	59.00	
42" Wide Straight Gate	895522	895528	33.00	
4' Wide Straight Gate	895532	895538	37.00	
5' Wide Straight Gate	895542	895548	44.00	
6' Wide Straight Gate	895552	895558	53.00	
7' Wide Straight Gate	895562	895568	69.00	
8' Wide Straight Gate	895572	895578	69.00	
6' High ATF Panel	891072	891078	67.00	
42" Wide Straight Gate	895582	895588	38.00	
4' Wide Straight Gate	895592	895598	43.00	
5' Wide Straight Gate	895602	895608	51.00	
6' Wide Straight Gate	895612	895618	61.00	
7' Wide Straight Gate	895622	895628	72.00	
8' Wide Straight Gate	895632	895638	79.00	




ATF Panels are 94" actual length • All gates listed are single swing and welded with 1-1/4" x 16 ga Gate Ends and Caps • Hinges sold separately

8' Length ATF Panels • 5/8" SQ x 18 ga Pickets • 15/16" W x 1-1/4" H x 14 ga Rails

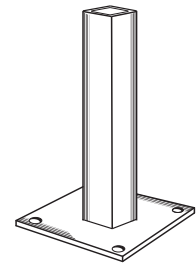
2" SQ Posts 16 gauge / Galvanized and Polyester Powder Coated • Post Caps included

DESCRIPTION	PART NO. BLACK	PART NO. BRONZE	WEIGHT EA.	NOTES
2" SQ x 57" Post	420192	420198	7.70	
2" SQ x 63" Post	420202	420208	8.30	
2" SQ x 69" Post	443382	443388	9.17	
2" SQ x 81" Post	443402	443408	10.83	
2" SQ x 93" Post	443412	443418	12.33	
2" SQ x 105" Post	443432	443438	14.00	



2" SQ Posts 16 gauge with 5" SQ Welded Plate / Galvanized and Polyester Powder Coated • Post Caps included


DESCRIPTION	PART NO. BLACK	PART NO. BRONZE	WEIGHT EA.	NOTES
Post Base 5" SQ with four 9/16" holes for anchoring (4 post-to-post screws included)	447982	447988	2.20	
2" SQ x 46" Post with Plate	903012	—	6.67	
2" SQ x 50" Post with Plate	962W00	—	7.96	
2" SQ x 56" Post with Plate	511X00	—	8.96	
2" SQ x 62" Post with Plate	841X00	—	9.92	
2" SQ x 74" Post with Plate	842X00	—	11.84	



NOTE: Fasteners for anchoring base plate not included

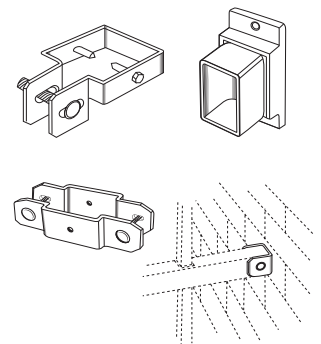
2" SQ Post Caps

DESCRIPTION	PART NO. BLACK	PART NO. BRONZE	WEIGHT EA.	NOTES
2" SQ Ball Post Cap	420332	420338	1.50	



Hardware

DESCRIPTION	PART NO. BLACK	PART NO. BRONZE	WEIGHT EA.	NOTES
2" Line Bracket (2 per bag)	902362	902368	0.94	
2" Universal Boulevard Bracket (2 per bag)	420252	420258	0.54	
2" Swivel Angle Bracket (2 per bag)	421932	421938	0.45	
2" Flat Back Bracket (2 per bag)	903862	903868	0.32	

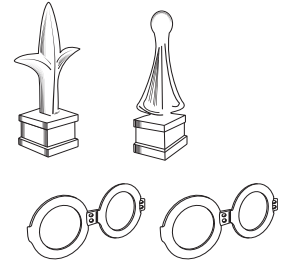


ATF Panels are 94" actual length • All gates listed are single swing and welded with 1-1/4" x 16 ga Gate Ends and Caps • Hinges sold separately

8' Length ATF Panels • 5/8" SQ x 18 ga Pickets • 15/16" W x 1-1/4" H x 14 ga Rails

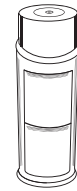
Accessories

DESCRIPTION	PART NO. BLACK	PART NO. BRONZE	WEIGHT EA.	NOTES
5/8" High Triad	444392	444398	0.15	
5/8" High Quad Flair	444372	444378	0.04	
Corona Rings (need 11 per panel)	444292	444298	0.41	
4" Double Rings (need 11 per panel)	479102	479108	0.70	



Touch Up

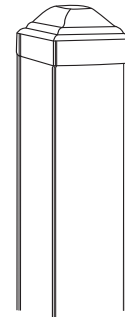
DESCRIPTION	PART NO. BLACK	PART NO. BRONZE	PART NO. GRAY	WEIGHT EA.	NOTES
Touch Up Paint	447992	447998	—	1.08	
Cold Galvanize Aerosol - dull gray color	—	—	012321	1.25	
Zinc Brite Aerosol - bright silver color	—	—	036412	1.00	



Gate Ends / 1-1/4" SQ x .060" • Galvanized and Polyester Powder Coated • Caps included

DESCRIPTION	PART NO. BLACK	PART NO. BRONZE	WEIGHT EA.	NOTES
4' Gate End	902372	902378	4.00	
5' Gate End	451752	451758	5.00	
6' Gate End	896372	896378	6.00	

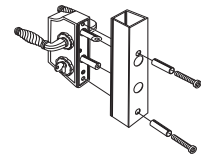
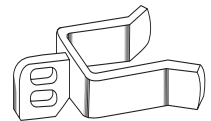
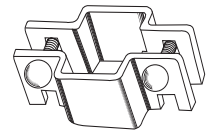
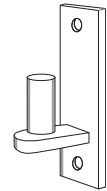
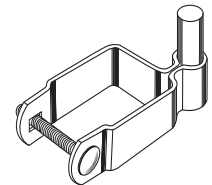
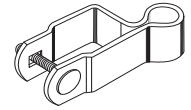
NOTE: Actual length is 2" less than size shown.



ATF Panels are 94" actual length • All gates listed are single swing and welded with 1-1/4" x 16 ga Gate Ends and Caps • Hinges sold separately

Gate Hardware

DESCRIPTION	PART NO. BLACK	PART NO. BRONZE	WEIGHT EA.	NOTES
Frame Hinge / Fasteners included				
Frame Hinge for 1-1/4" Frame (2 per bag)	444132	444138	0.55	
Post Hinges / Fasteners included				
2" SQ Post Hinge with 5/8" Pin	444102	444108	1.40	
Plate Pintle / Without fasteners				
Plate Pintle - attach to walls or other flat surface	444152	444158	0.44	
Latch Hanger / Bolts included				
Fork Latch Hanger for 1-1/4" Frame	444172	444178	0.52	
Latch Forks				
Fork Latch for 1-1/4" Frame	598622	598628	0.34	
Fork Latch for 2" SQ Post	444212	444218	0.40	
Security Latch / Fasteners included				
Keyed for 1" to 1-1/4" Frame	451632	—	4.00	
Drop Rod				
5/8" x 48" Drop Rod	444162	444168	4.00	



ATF Panels are 94" actual length • All gates listed are single swing and welded with 1-1/4" x 16 ga Gate Ends and Caps • Hinges sold separately

Welded Gate Hardware Kits / Galvanized and Polyester Powder Coated



DESCRIPTION	PART NO. BLACK	PART NO. BRONZE	WEIGHT EA.	NOTES
4' Welded Single Swing Gate Kit	420272	420278	14.00	
5' Welded Single Swing Gate Kit	420282	420288	16.00	
6' Welded Single Swing Gate Kit	420292	420298	18.00	

Single Swing Gate Kit includes 2 gate ends (1-1/4" SQ), 2 frame hinges, 2 post hinges, 1 latch fork, and 1 latch hanger

4' Welded Double Swing Gate Kit	420302	420308	32.00	
5' Welded Double Swing Gate Kit	420312	420318	36.00	
6' Welded Double Swing Gate Kit	420322	420328	40.00	

Double Swing Gate Kit includes 4 gate ends (1-1/4" SQ), 4 frame hinges, 4 post hinges, 1 latch fork, 1 latch hanger, and 1 drop rod 48"

Bolt On Gate Hardware Kits / Galvanized and Polyester Powder Coated



DESCRIPTION	PART NO. BLACK	PART NO. BRONZE	WEIGHT EA.	NOTES
Single Swing Gate Hardware Kit	421902	421908	4.00	
Double Swing Gate Hardware Kit	421912	421918	13.00	

Single Swing Gate Hardware Kit includes 2 frame hinges, 2 post hinges, 1 latch fork, and 1 latch hanger

Double Swing Gate Hardware Kit includes 4 frame hinges, 4 post hinges, 1 latch fork, 1 latch hanger, and 1 drop rod 48"

ATF Panels are 94" actual length • All gates listed are single swing and welded with 1-1/4" x 16 ga Gate Ends and Caps • Hinges sold separately

Single Swing Gates

OPENING	LEAF WIDTH	HINGE CLEARANCE	LATCH CLEARANCE	GATE POST SPACING
3.5'	36.5"	1.125"	.75"	38.375"
4'	45"	1.125"	.75"	46.875"
5'	62.5"	1.125"	.75"	64.375"
6'	71"	1.125"	.75"	72.875"
7'	79.75"	1.125"	.75"	81.625"
8'	96.5"	1.125"	.75"	98.375"

Double Swing Gates

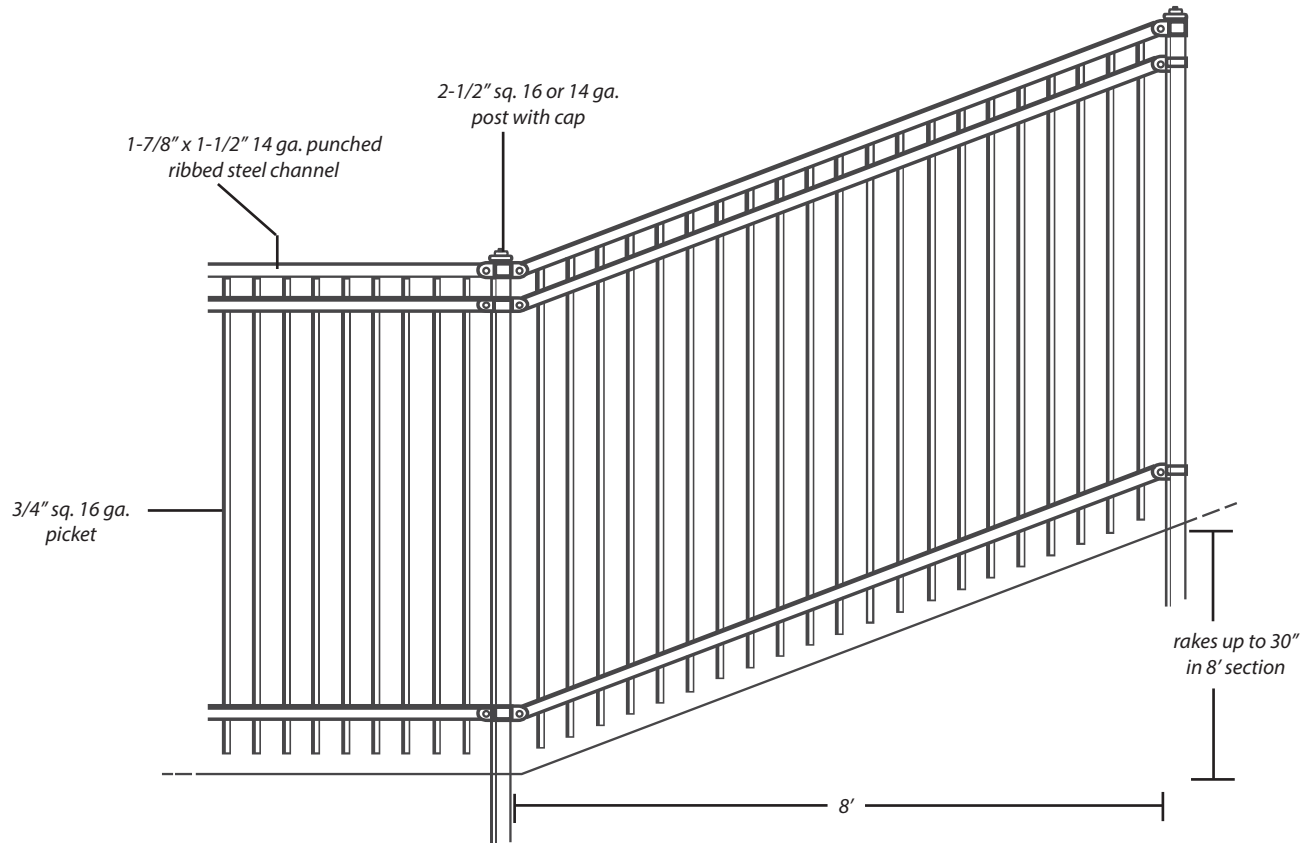
OPENING	LEAF WIDTH	HINGE CLEARANCE	LATCH CLEARANCE	GATE POST SPACING
7'	36.5"	.75"	.75"	75.25"
8'	45"	.75"	.75"	92.25"
10'	62.5"	.75"	.75"	127.25"
12'	71"	.75"	.75"	144.25"
14'	79.75"	.75"	.75"	161.75"
16'	96.5"	.75"	.75"	195.25"

NOTE: Gate Post Spacing is from inside post to inside post and can vary slightly with hinge and latch selection.

ATF Panels are 94" actual length • All gates listed are single swing and welded with 1-1/4" x 16 ga Gate Ends and Caps • Hinges sold separately

NOTES

ATF Panels are 94" actual length • All gates listed are single swing and welded with 1-1/4" x 16 ga Gate Ends and Caps • Hinges sold separately



The Preferred Choice for Residential and Light Commercial Steel Fencing

Product Features

- Pro-Fusion welding process creates a virtually invisible structural connection at every picket to rail connection for unmatched strength and durability
- E-coat finishing process that is unparalleled in the industry that delivers maintenance-free ownership and superior corrosion protection in any climate
- Biasability of a minimum of 25% allows the fence to follow the contour of the landscape to enhance and secure the property
- Available in both 4" air gap traditional fencing and Pool, Pet and Play 3" air gap that is designed for added strength and security
- Wide selection of styles to complement any residential or commercial property
- Pre-assembled sections for quick and easy installation
- Gates are welded rail and picket for added strength and durability
- Full line of accessories available to customize the fence
- Over 30 year of demonstrated excellence and Made in USA
- 20 Year Limited Warranty

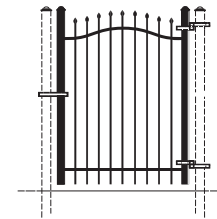
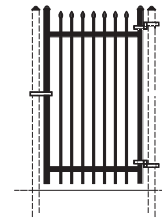
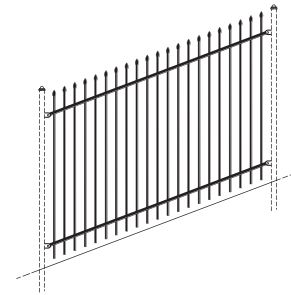
Montage Plus® - 4"



8' Length ATF Panels • 3/4" SQ x 18 ga Pickets • 1-7/16" W x 1.5" H x 14 ga Rails

Classic - 2 Rail Picket Bottom, 4" Air Gap

DESCRIPTION	PART NO. BLACK	PART NO. BRONZE	WEIGHT EA.	NOTES
4' High ATF Panel	896392	896398	56.00	
42" Wide Straight Gate	897272	897278	37.00	
4' Wide Straight Gate	897282	897288	40.00	
5' Wide Straight Gate	897292	897298	49.00	
6' Wide Straight Gate	897302	897308	57.00	
7' Wide Straight Gate	897312	897318	63.00	
8' Wide Straight Gate	897322	897328	73.00	
42" Wide Arch Gate	1459BK	1459BZ	40.00	
4' Wide Arch Gate	1460BK	1460BZ	43.00	
5' Wide Arch Gate	1461BK	1461BZ	53.00	
6' Wide Arch Gate	1462BK	1462BZ	62.00	
5' High ATF Panel	896402	896408	66.00	
42" Wide Straight Gate	897332	897338	46.00	
4' Wide Straight Gate	897342	897348	49.00	
5' Wide Straight Gate	897352	897358	59.00	
6' Wide Straight Gate	897362	897368	69.00	
7' Wide Straight Gate	897372	897378	75.00	
8' Wide Straight Gate	897382	897388	88.00	
42" Wide Arch Gate	1463BK	1463BZ	50.00	
4' Wide Arch Gate	1464BK	1464BZ	53.00	
5' Wide Arch Gate	1511BK	1511BZ	53.00	
6' Wide Arch Gate	1465BK	1465BZ	75.00	
6' High ATF Panel	896412	896418	76.00	
42" Wide Straight Gate	897392	897398	54.00	
4' Wide Straight Gate	897402	897408	58.00	
5' Wide Straight Gate	897412	897418	69.00	
6' Wide Straight Gate	897422	897428	80.00	
7' Wide Straight Gate	897432	897438	88.00	
8' Wide Straight Gate	897442	897448	104.00	
42" Wide Arch Gate	1466BK	1466BZ	58.00	
4' Wide Arch Gate	1467BK	1467BZ	63.00	
5' Wide Arch Gate	1468BK	1468BZ	75.00	
6' Wide Arch Gate	1469BK	1469BZ	86.00	

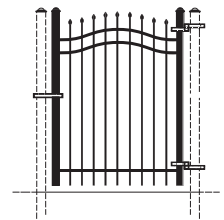
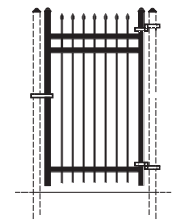
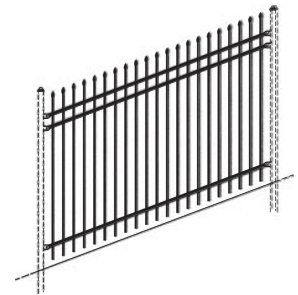


ATF Panels are 92" actual length • All gates listed are single swing and welded with 1-3/4" x 14 ga Gate Ends and Caps • Hinges sold separately

OS-66

Classic - 3 Rail Picket Bottom, 4" Air Gap

DESCRIPTION	PART NO. BLACK	PART NO. BRONZE	WEIGHT EA.	NOTES
4' High ATF Panel	896452	896458	64.00	
42" Wide Straight Gate	897632	897638	41.00	
4' Wide Straight Gate	897642	897648	44.00	
5' Wide Straight Gate	897652	897658	54.00	
6' Wide Straight Gate	897662	897668	63.00	
7' Wide Straight Gate	897672	897678	70.00	
8' Wide Straight Gate	892452	897688	82.00	
42" Wide Arch Gate	292C00	292C01	41.00	
4' Wide Arch Gate	687H00	011291	48.00	
5' Wide Arch Gate	1481BK	1481BZ	58.00	
6' Wide Arch Gate	906F00	011292	68.00	
5' High ATF Panel	896462	896468	66.00	
42" Wide Straight Gate	897692	897698	49.00	
4' Wide Straight Gate	897702	897708	53.00	
5' Wide Straight Gate	897712	897718	64.00	
6' Wide Straight Gate	897722	897728	74.00	
7' Wide Straight Gate	897732	897738	82.00	
8' Wide Straight Gate	897742	897748	97.00	
42" Wide Arch Gate	1482BK	1482BZ	53.00	
4' Wide Arch Gate	1483BK	1483BZ	57.00	
5' Wide Arch Gate	1484BK	1484BZ	69.00	
6' Wide Arch Gate	1485BK	1485BZ	80.00	
6' High ATF Panel	896472	896478	78.00	
42" Wide Straight Gate	897752	897758	57.00	
4' Wide Straight Gate	897762	897768	62.00	
5' Wide Straight Gate	897772	897778	74.00	
6' Wide Straight Gate	897782	897788	87.00	
7' Wide Straight Gate	897792	897798	95.00	
8' Wide Straight Gate	897802	897808	112.00	
42" Wide Arch Gate	1486BK	1486BZ	62.00	
4' Wide Arch Gate	139H00	011293	67.00	
5' Wide Arch Gate	719Q00	011294	80.00	
6' Wide Arch Gate	269G00	011295	94.00	



ATF Panels are 92" actual length • All gates listed are single swing and welded with 1-3/4" x 14 ga Gate Ends and Caps • Hinges sold separately

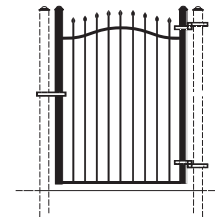
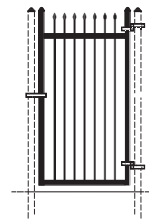
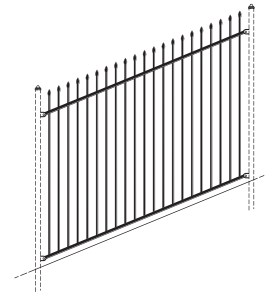
Montage Plus® - 4"



8' Length ATF Panels • 3/4" SQ x 18 ga Pickets • 1-7/16" W x 1.5" H x 14 ga Rails

Classic - 2 Rail Flush Bottom, 4" Air Gap

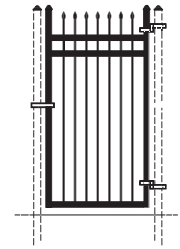
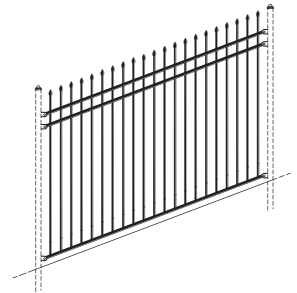
DESCRIPTION	PART NO. BLACK	PART NO. BRONZE	WEIGHT EA.	NOTES
4' High ATF Panel	896422	896428	56.00	
42" Wide Straight Gate	897452	897458	37.00	
4' Wide Straight Gate	897462	897468	40.00	
5' Wide Straight Gate	897472	897478	49.00	
6' Wide Straight Gate	897482	897488	57.00	
7' Wide Straight Gate	897492	897498	63.00	
8' Wide Straight Gate	897502	897508	73.00	
42" Wide Arch Gate	1500BK	1500BZ	43.00	
4' Wide Arch Gate	1470BK	1470BZ	43.00	
5' Wide Arch Gate	1471BK	1471BZ	53.00	
6' Wide Arch Gate	1472BK	1472BZ	62.00	
5' High ATF Panel	896432	896438	66.00	
42" Wide Straight Gate	897512	897518	46.00	
4' Wide Straight Gate	897522	897528	49.00	
5' Wide Straight Gate	897532	897538	59.00	
6' Wide Straight Gate	897542	897548	69.00	
7' Wide Straight Gate	897552	897558	75.00	
8' Wide Straight Gate	897562	897568	88.00	
42" Wide Arch Gate	1473BK	1473BZ	50.00	
4' Wide Arch Gate	1474BK	1474BZ	53.00	
5' Wide Arch Gate	1475BK	1475BZ	64.00	
6' Wide Arch Gate	1476BK	1476BZ	75.00	
6' High ATF Panel	896442	896448	76.00	
42" Wide Straight Gate	897572	897578	54.00	
4' Wide Straight Gate	897582	897588	58.00	
5' Wide Straight Gate	897592	897598	69.00	
6' Wide Straight Gate	897602	897608	80.00	
7' Wide Straight Gate	897612	897618	88.00	
8' Wide Straight Gate	897622	897628	104.00	
42" Wide Arch Gate	1477BK	1477BZ	58.00	
4' Wide Arch Gate	1478BK	1478BZ	63.00	
5' Wide Arch Gate	1479BK	1479BZ	75.00	
6' Wide Arch Gate	1480BK	1480BZ	86.00	



ATF Panels are 92" actual length • All gates listed are single swing and welded with 1-3/4" x 14 ga Gate Ends and Caps • Hinges sold separately

Classic - 3 Rail Flush Bottom, 4" Air Gap

DESCRIPTION	PART NO. BLACK	PART NO. BRONZE	WEIGHT EA.	NOTES
4' High ATF Panel	896482	896488	56.00	
42" Wide Straight Gate	897812	897818	41.00	
4' Wide Straight Gate	897822	897828	44.00	
5' Wide Straight Gate	897832	897838	54.00	
6' Wide Straight Gate	897842	897848	63.00	
7' Wide Straight Gate	897852	897858	70.00	
8' Wide Straight Gate	897862	897868	82.00	
5' High ATF Panel	896492	896498	74.00	
42" Wide Straight Gate	897872	897878	49.00	
4' Wide Straight Gate	897882	897888	53.00	
5' Wide Straight Gate	897892	897898	64.00	
6' Wide Straight Gate	897902	897908	74.00	
7' Wide Straight Gate	897912	897918	82.00	
8' Wide Straight Gate	897922	897928	97.00	
6' High ATF Panel	896502	896508	84.00	
42" Wide Straight Gate	897932	897938	57.00	
4' Wide Straight Gate	897942	897948	62.00	
5' Wide Straight Gate	897952	897958	74.00	
6' Wide Straight Gate	897962	897968	87.00	
7' Wide Straight Gate	897972	897978	95.00	
8' Wide Straight Gate	897982	897988	112.00	



ATF Panels are 92" actual length • All gates listed are single swing and welded with 1-3/4" x 14 ga Gate Ends and Caps • Hinges sold separately

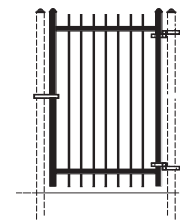
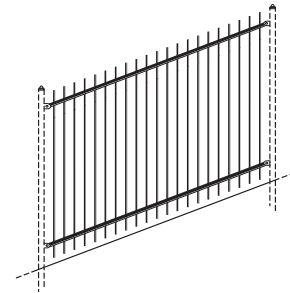
Montage Plus® - 4"



8' Length ATF Panels • 3/4" SQ x 18 ga Pickets • 1-7/16" W x 1.5" H x 14 ga Rails

Genesis - 2 Rail Picket Bottom, 4" Air Gap

DESCRIPTION	PART NO. BLACK	PART NO. BRONZE	WEIGHT EA.	NOTES
4' High ATF Panel	896632	896638	56.00	
42" Wide Straight Gate	898712	898718	37.00	
4' Wide Straight Gate	898722	898728	40.00	
5' Wide Straight Gate	898732	898738	49.00	
6' Wide Straight Gate	898742	898748	57.00	
7' Wide Straight Gate	898752	898758	63.00	
8' Wide Straight Gate	898762	898768	73.00	
5' High ATF Panel	896642	896648	66.00	
42" Wide Straight Gate	898772	898778	46.00	
4' Wide Straight Gate	898782	898788	49.00	
5' Wide Straight Gate	898792	898798	59.00	
6' Wide Straight Gate	898802	898808	69.00	
7' Wide Straight Gate	898812	898818	75.00	
8' Wide Straight Gate	898822	898828	88.00	
6' High ATF Panel	896652	896658	76.00	
42" Wide Straight Gate	898832	898838	54.00	
4' Wide Straight Gate	898842	898848	58.00	
5' Wide Straight Gate	898852	898858	69.00	
6' Wide Straight Gate	898862	898868	80.00	
7' Wide Straight Gate	898872	898878	88.00	
8' Wide Straight Gate	898882	898888	104.00	

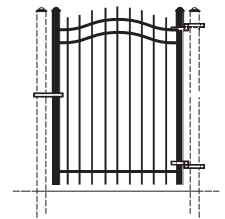
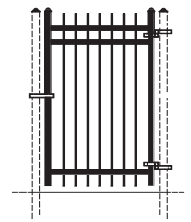
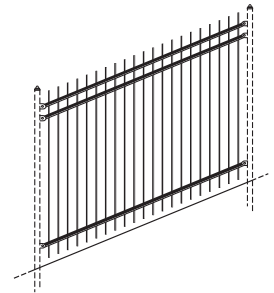


ATF Panels are 92" actual length • All gates listed are single swing and welded with 1-3/4" x 14 ga Gate Ends and Caps • Hinges sold separately

OS-70

Genesis - 3 Rail Picket Bottom, 4" Air Gap

DESCRIPTION	PART NO. BLACK	PART NO. BRONZE	WEIGHT EA.	NOTES
4' High ATF Panel	896692	896698	64.00	
42" Wide Straight Gate	899072	899078	41.00	
4' Wide Straight Gate	899082	899088	44.00	
5' Wide Straight Gate	899092	899098	54.00	
6' Wide Straight Gate	899102	899108	63.00	
7' Wide Straight Gate	899112	899118	70.00	
8' Wide Straight Gate	899122	899128	82.00	
42" Wide Arch Gate	1501BK	1501BZ	44.00	
4' Wide Arch Gate	501V00	011279	57.00	
5' Wide Arch Gate	1502BK	1502BZ	58.00	
6' Wide Arch Gate	1503BK	1503BZ	68.00	
5' High ATF Panel	896702	896708	66.00	
42" Wide Straight Gate	899132	899138	49.00	
4' Wide Straight Gate	899142	899148	53.00	
5' Wide Straight Gate	899152	899158	64.00	
6' Wide Straight Gate	899162	899168	74.00	
7' Wide Straight Gate	899172	899178	82.00	
8' Wide Straight Gate	899182	899188	97.00	
42" Wide Arch Gate	820P00	011296	57.00	
4' Wide Arch Gate	1505BK	1505BZ	57.00	
5' Wide Arch Gate	1506BK	1506BZ	69.00	
6' Wide Arch Gate	1507BK	1507BZ	80.00	
6' High ATF Panel	896712	896718	84.00	
42" Wide Straight Gate	899192	899198	57.00	
4' Wide Straight Gate	899202	899208	62.00	
5' Wide Straight Gate	899212	899218	74.00	
6' Wide Straight Gate	899222	899228	87.00	
7' Wide Straight Gate	899232	899238	95.00	
8' Wide Straight Gate	899242	899248	112.00	
42" Wide Arch Gate	1508BK	1508BZ	62.00	
4' Wide Arch Gate	548O00	011280	62.00	
5' Wide Arch Gate	1509BK	1509BZ	80.00	
6' Wide Arch Gate	1510BK	1510BZ	94.00	



ATF Panels are 92" actual length • All gates listed are single swing and welded with 1-3/4" x 14 ga Gate Ends and Caps • Hinges sold separately

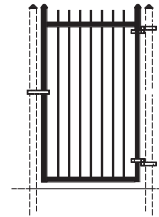
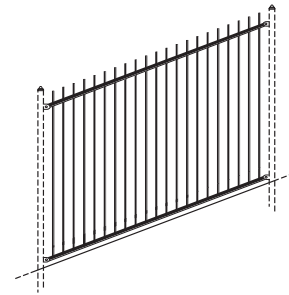
Montage Plus® - 4"



8' Length ATF Panels • 3/4" SQ x 18 ga Pickets • 1-7/16" W x 1.5" H x 14 ga Rails

Genesis - 2 Rail Flush Bottom, 4" Air Gap

DESCRIPTION	PART NO. BLACK	PART NO. BRONZE	WEIGHT EA.	NOTES
4' High ATF Panel	896662	896668	56.00	
42" Wide Straight Gate	898892	898898	37.00	
4' Wide Straight Gate	898902	898908	40.00	
5' Wide Straight Gate	898912	898918	40.00	
6' Wide Straight Gate	898922	898928	57.00	
7' Wide Straight Gate	898932	898938	63.00	
8' Wide Straight Gate	898942	898948	73.00	
5' High ATF Panel	896672	896678	66.00	
42" Wide Straight Gate	898952	898958	46.00	
4' Wide Straight Gate	898962	898968	49.00	
5' Wide Straight Gate	898972	898978	59.00	
6' Wide Straight Gate	898982	898988	69.00	
7' Wide Straight Gate	898992	898998	75.00	
8' Wide Straight Gate	899002	899008	88.00	
6' High ATF Panel	896682	896688	76.00	
42" Wide Straight Gate	899012	899018	54.00	
4' Wide Straight Gate	899022	899028	58.00	
5' Wide Straight Gate	899032	899038	69.00	
6' Wide Straight Gate	899042	899048	80.00	
7' Wide Straight Gate	899052	899058	88.00	
8' Wide Straight Gate	899062	899068	104.00	

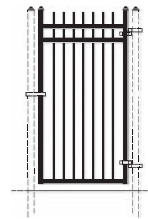
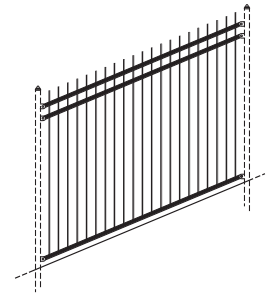


ATF Panels are 92" actual length • All gates listed are single swing and welded with 1-3/4" x 14 ga Gate Ends and Caps • Hinges sold separately

OS-72

Genesis - 3 Rail Flush Bottom, 4" Air Gap

DESCRIPTION	PART NO. BLACK	PART NO. BRONZE	WEIGHT EA.	NOTES
4' High ATF Panel	896722	896728	56.00	
42" Wide Straight Gate	899252	899258	41.00	
4' Wide Straight Gate	899262	899268	44.00	
5' Wide Straight Gate	899272	899278	54.00	
6' Wide Straight Gate	899282	899288	63.00	
7' Wide Straight Gate	899292	899298	70.00	
8' Wide Straight Gate	899302	899308	82.00	
5' High ATF Panel	896732	896738	74.00	
42" Wide Straight Gate	899312	899318	49.00	
4' Wide Straight Gate	899322	899328	53.00	
5' Wide Straight Gate	899332	899338	64.00	
6' Wide Straight Gate	899342	899348	74.00	
7' Wide Straight Gate	899352	899358	82.00	
8' Wide Straight Gate	899362	899368	97.00	
6' High ATF Panel	896742	896748	84.00	
42" Wide Straight Gate	899372	899378	57.00	
4' Wide Straight Gate	899382	899388	62.00	
5' Wide Straight Gate	899392	899398	74.00	
6' Wide Straight Gate	899402	899408	87.00	
7' Wide Straight Gate	899412	899418	95.00	
8' Wide Straight Gate	899422	899428	112.00	



ATF Panels are 92" actual length • All gates listed are single swing and welded with 1-3/4" x 14 ga Gate Ends and Caps • Hinges sold separately

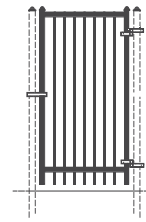
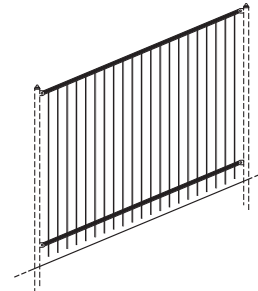
Montage Plus® - 4"



8' Length ATF Panels • 3/4" SQ x 18 ga Pickets • 1-7/16" W x 1.5" H x 14 ga Rails

Majestic - 2 Rail Picket Bottom, 4" Air Gap

DESCRIPTION	PART NO. BLACK	PART NO. BRONZE	WEIGHT EA.	NOTES
4' High ATF Panel	896872	896878	56.00	
42" Wide Straight Gate	900152	900158	37.00	
4' Wide Straight Gate	900162	900168	40.00	
5' Wide Straight Gate	900172	900178	49.00	
6' Wide Straight Gate	900182	900188	57.00	
7' Wide Straight Gate	900192	900198	63.00	
8' Wide Straight Gate	900202	900208	73.00	
5' High ATF Panel	896882	896888	66.00	
42" Wide Straight Gate	900212	900218	46.00	
4' Wide Straight Gate	900222	900228	49.00	
5' Wide Straight Gate	900232	900238	59.00	
6' Wide Straight Gate	900242	900248	69.00	
7' Wide Straight Gate	900252	900258	75.00	
8' Wide Straight Gate	900262	900268	88.00	
6' High ATF Panel	896892	896898	76.00	
42" Wide Straight Gate	900272	900278	54.00	
4' Wide Straight Gate	900282	900288	58.00	
5' Wide Straight Gate	900292	900298	69.00	
6' Wide Straight Gate	900302	900308	80.00	
7' Wide Straight Gate	900312	900318	88.00	
8' Wide Straight Gate	900322	900328	104.00	

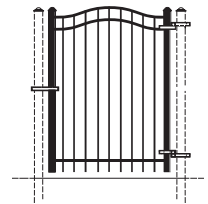
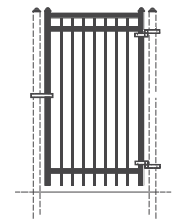
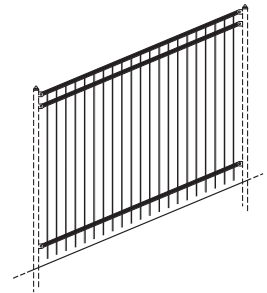


ATF Panels are 92" actual length • All gates listed are single swing and welded with 1-3/4" x 14 ga Gate Ends and Caps • Hinges sold separately

OS-74

Majestic - 3 Rail Picket Bottom, 4" Air Gap

DESCRIPTION	PART NO. BLACK	PART NO. BRONZE	WEIGHT EA.	NOTES
4' High ATF Panel	896932	896938	64.00	
42" Wide Straight Gate	900512	900518	41.00	
4' Wide Straight Gate	900522	900528	44.00	
5' Wide Straight Gate	900532	900538	54.00	
6' Wide Straight Gate	900542	900548	63.00	
7' Wide Straight Gate	900552	900558	70.00	
8' Wide Straight Gate	900562	900568	82.00	
42" Wide Arch Gate	726F00	011327	41.00	
4' Wide Arch Gate	000M31	923G00	48.00	
5' Wide Arch Gate	1487BK	1487BZ	58.00	
6' Wide Arch Gate	1488BK	1488BZ	68.00	
5' High ATF Panel	896942	896948	66.00	
42" Wide Straight Gate	900572	900578	49.00	
4' Wide Straight Gate	900582	900588	53.00	
5' Wide Straight Gate	900592	900598	64.00	
6' Wide Straight Gate	900602	900608	74.00	
7' Wide Straight Gate	900612	900618	82.00	
8' Wide Straight Gate	900622	900628	97.00	
42" Wide Arch Gate	1489BK	1489BZ	53.00	
4' Wide Arch Gate	852H00	011328	57.00	
5' Wide Arch Gate	1490BK	1490BZ	69.00	
6' Wide Arch Gate	1491BK	1491BZ	80.00	
6' High ATF Panel	896952	896958	84.00	
42" Wide Straight Gate	900632	900638	57.00	
4' Wide Straight Gate	900642	900648	62.00	
5' Wide Straight Gate	900652	900658	74.00	
6' Wide Straight Gate	900662	900668	87.00	
7' Wide Straight Gate	900672	900678	95.00	
8' Wide Straight Gate	900682	900688	112.00	
42" Wide Arch Gate	986F00	011329	62.00	
4' Wide Arch Gate	364K00	011331	67.00	
5' Wide Arch Gate	412W00	011332	80.00	
6' Wide Arch Gate	1492BK	1492BZ	94.00	



ATF Panels are 92" actual length • All gates listed are single swing and welded with 1-3/4" x 14 ga Gate Ends and Caps • Hinges sold separately

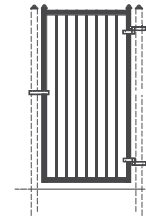
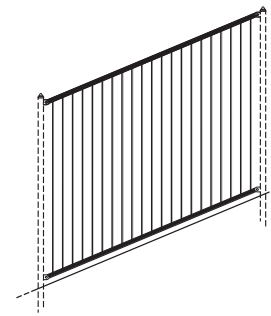
Montage Plus® - 4"



8' Length ATF Panels • 3/4" SQ x 18 ga Pickets • 1-7/16" W x 1.5" H x 14 ga Rails

Majestic - 2 Rail Flush Bottom, 4" Air Gap

DESCRIPTION	PART NO. BLACK	PART NO. BRONZE	WEIGHT EA.	NOTES
4' High ATF Panel	896902	896908	56.00	
42" Wide Straight Gate	900332	900338	37.00	
4' Wide Straight Gate	900342	900348	40.00	
5' Wide Straight Gate	900352	900358	49.00	
6' Wide Straight Gate	900362	900368	57.00	
7' Wide Straight Gate	900372	900378	63.00	
8' Wide Straight Gate	900382	900388	73.00	
5' High ATF Panel	896912	896918	66.00	
42" Wide Straight Gate	900392	900398	46.00	
4' Wide Straight Gate	900402	900408	49.00	
5' Wide Straight Gate	900412	900418	59.00	
6' Wide Straight Gate	900422	900428	69.00	
7' Wide Straight Gate	900432	900438	75.00	
8' Wide Straight Gate	900442	900448	88.00	
6' High ATF Panel	896922	896928	76.00	
42" Wide Straight Gate	900452	900458	54.00	
4' Wide Straight Gate	900462	900468	58.00	
5' Wide Straight Gate	900472	900478	69.00	
6' Wide Straight Gate	900482	900488	80.00	
7' Wide Straight Gate	900492	900498	88.00	
8' Wide Straight Gate	900502	900508	104.00	

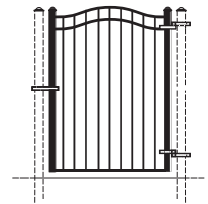
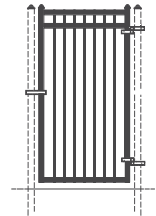
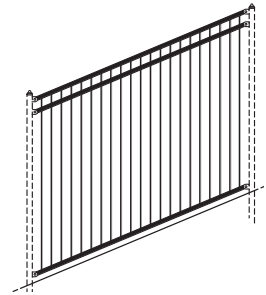


ATF Panels are 92" actual length • All gates listed are single swing and welded with 1-3/4" x 14 ga Gate Ends and Caps • Hinges sold separately

OS-76

Majestic - 3 Rail Flush Bottom, 4" Air Gap

DESCRIPTION	PART NO. BLACK	PART NO. BRONZE	WEIGHT EA.	NOTES
4' High ATF Panel	896962	896968	56.00	
42" Wide Straight Gate	900692	900698	41.00	
4' Wide Straight Gate	900702	900708	44.00	
5' Wide Straight Gate	900712	900718	54.00	
6' Wide Straight Gate	900722	900728	63.00	
7' Wide Straight Gate	900732	900738	70.00	
8' Wide Straight Gate	900742	900748	82.00	
42" Wide Arch Gate	128K00	1504BZ	28.00	
4' Wide Arch Gate	988F00	011297	48.00	
5' Wide Arch Gate	1493BK	1493BZ	58.00	
6' Wide Arch Gate	453P00	011298	66.00	
54" High ATF Panel	902542	—	69.00	
42" Wide Straight Gate	856K00	—	45.00	
4' Wide Straight Gate	902552	—	55.00	
5' Wide Straight Gate	902822	—	62.00	
5' High ATF Panel	896972	896978	74.00	
42" Wide Straight Gate	900752	900758	49.00	
4' Wide Straight Gate	900762	900768	53.00	
5' Wide Straight Gate	900772	900778	64.00	
6' Wide Straight Gate	900782	900788	74.00	
7' Wide Straight Gate	900792	900798	82.00	
8' Wide Straight Gate	900802	900808	97.00	
42" Wide Arch Gate	1494BK	1494BZ	53.00	
4' Wide Arch Gate	1495BK	1495BZ	57.00	
5' Wide Arch Gate	1496BK	1496BZ	69.00	
6' Wide Arch Gate	1497BK	1497BZ	80.00	
6' High ATF Panel	896982	896988	84.00	
42" Wide Straight Gate	900812	900818	57.00	
4' Wide Straight Gate	900822	900828	62.00	
5' Wide Straight Gate	900832	900838	74.00	
6' Wide Straight Gate	900842	900848	87.00	
7' Wide Straight Gate	900852	900858	95.00	
8' Wide Straight Gate	900862	900868	112.00	
42" Wide Arch Gate	930K00	011299	62.00	
4' Wide Arch Gate	987F00	011314	67.00	
5' Wide Arch Gate	1498BK	1498BZ	80.00	
6' Wide Arch Gate	1499BK	1499BZ	94.00	



ATF Panels are 92" actual length • All gates listed are single swing and welded with 1-3/4" x 14 ga Gate Ends and Caps • Hinges sold separately

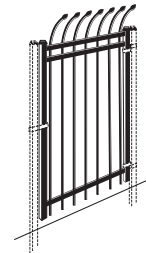

Montage Commercial® - 4"



8' Length ATF Panels • 3/4" SQ x 18 ga Pickets • 1-7/16" W x 1.5" H x 14 ga Rails

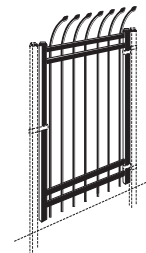

Invincible - 3 Rail Picket Bottom, 4" Air Gap

DESCRIPTION	PART NO. BLACK	PART NO. BRONZE	WEIGHT EA.	NOTES
7' High ATF Panel	904222	904228	118.00	
42" Wide Straight Gate	905102	905108	68.00	
4' Wide Straight Gate	905122	905128	80.00	
5' Wide Straight Gate	905142	905148	92.00	
6' Wide Straight Gate	905162	905168	108.00	
7' Wide Straight Gate	905182	905188	123.00	
8' Wide Straight Gate	905202	905208	139.00	
8' High ATF Panel	904362	904368	131.00	
42" Wide Straight Gate	905942	905948	76.00	
4' Wide Straight Gate	905962	905968	90.00	
5' Wide Straight Gate	905982	905988	103.00	
6' Wide Straight Gate	906002	906008	121.00	
7' Wide Straight Gate	906022	906028	137.00	
8' Wide Straight Gate	906042	906048	155.00	



Invincible - 4 Rail Picket Bottom, 4" Air Gap

DESCRIPTION	PART NO. BLACK	PART NO. BRONZE	WEIGHT EA.	NOTES
7' High ATF Panel	904232	904238	127.00	
42" Wide Straight Gate	905112	905118	71.00	
4' Wide Straight Gate	905132	905138	84.00	
5' Wide Straight Gate	905152	905158	97.00	
6' Wide Straight Gate	905172	905178	114.00	
7' Wide Straight Gate	905192	905198	131.00	
8' Wide Straight Gate	905212	905218	148.00	
8' High ATF Panel	904372	904378	140.00	
42" Wide Straight Gate	905952	905958	80.00	
4' Wide Straight Gate	905972	905978	94.00	
5' Wide Straight Gate	905992	905998	108.00	
6' Wide Straight Gate	906012	906018	127.00	
7' Wide Straight Gate	906032	906038	147.00	
8' Wide Straight Gate	906052	906058	164.00	

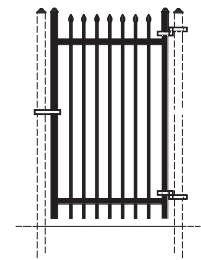
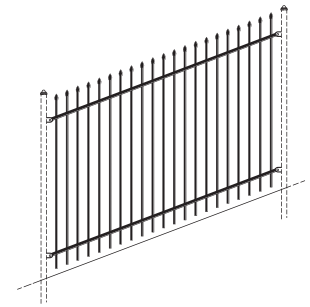


ATF Panels are 92" actual length • All gates listed are single swing and welded with 1-3/4" x 14 ga Gate Ends and Caps • Hinges sold separately

OS-78

Classic - 2 Rail Picket Bottom, 3" Air Gap

DESCRIPTION	PART NO. BLACK	PART NO. BRONZE	WEIGHT EA.	NOTES
4' High ATF Panel	896512	896518	66.00	
42" Wide Straight Gate	897992	897998	39.00	
4' Wide Straight Gate	898002	898008	42.00	
5' Wide Straight Gate	898012	898018	53.00	
6' Wide Straight Gate	898022	898028	61.00	
7' Wide Straight Gate	898032	898038	69.00	
8' Wide Straight Gate	898042	898048	80.00	
5' High ATF Panel	896522	896528	79.00	
42" Wide Straight Gate	898052	898058	48.00	
4' Wide Straight Gate	898062	898068	51.00	
5' Wide Straight Gate	898072	898078	64.00	
6' Wide Straight Gate	898082	898088	74.00	
7' Wide Straight Gate	898092	898098	83.00	
8' Wide Straight Gate	898102	898108	97.00	
6' High ATF Panel	896532	896538	92.00	
42" Wide Straight Gate	898112	898118	56.00	
4' Wide Straight Gate	898122	898128	60.00	
5' Wide Straight Gate	898132	898138	75.00	
6' Wide Straight Gate	898142	898148	87.00	
7' Wide Straight Gate	898152	898158	97.00	
8' Wide Straight Gate	898162	898168	113.00	



ATF Panels are 92" actual length • All gates listed are single swing and welded with 1-3/4" x 14 ga Gate Ends and Caps • Hinges sold separately

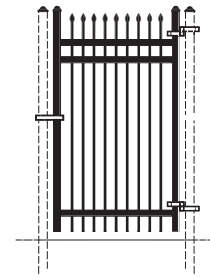
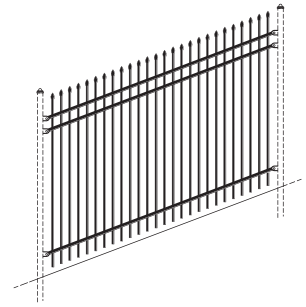
Montage Plus® - 3"



8' Length ATF Panels • 3/4" SQ x 18 ga Pickets • 1-7/16" W x 1.5" H x 14 ga Rails

Classic - 3 Rail Picket Bottom, 3" Air Gap

DESCRIPTION	PART NO. BLACK	PART NO. BRONZE	WEIGHT EA.	NOTES
4' High ATF Panel	896572	896578	74.00	
42" Wide Straight Gate	898352	898358	43.00	
4' Wide Straight Gate	898362	898368	48.00	
5' Wide Straight Gate	898372	898378	58.00	
6' Wide Straight Gate	898382	898388	67.00	
7' Wide Straight Gate	898392	898398	76.00	
8' Wide Straight Gate	898402	898408	88.00	
5' High ATF Panel	896582	896588	87.00	
42" Wide Straight Gate	898412	898418	51.00	
4' Wide Straight Gate	898422	898428	55.00	
5' Wide Straight Gate	898432	898438	69.00	
6' Wide Straight Gate	898442	898448	80.00	
7' Wide Straight Gate	898452	898458	90.00	
8' Wide Straight Gate	898462	898468	105.00	
6' High ATF Panel	896592	896598	100.00	
42" Wide Straight Gate	898472	898478	60.00	
4' Wide Straight Gate	898482	898488	64.00	
5' Wide Straight Gate	898492	898498	80.00	
6' Wide Straight Gate	898502	898508	93.00	
7' Wide Straight Gate	898512	898518	104.00	
8' Wide Straight Gate	898522	898528	118.00	

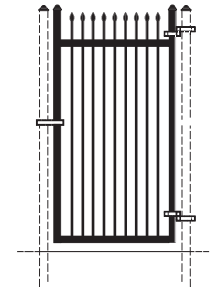
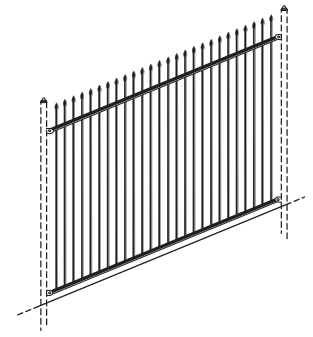


ATF Panels are 92" actual length • All gates listed are single swing and welded with 1-3/4" x 14 ga Gate Ends and Caps • Hinges sold separately

OS-80

Classic - 2 Rail Flush Bottom, 3" Air Gap

DESCRIPTION	PART NO. BLACK	PART NO. BRONZE	WEIGHT EA.	NOTES
4' High ATF Panel	896542	896548	66.00	
42" Wide Straight Gate	898172	898178	39.00	
4' Wide Straight Gate	898182	898188	39.00	
5' Wide Straight Gate	898192	898198	53.00	
6' Wide Straight Gate	898202	898208	61.00	
7' Wide Straight Gate	898212	898218	69.00	
8' Wide Straight Gate	898222	898228	80.00	
5' High ATF Panel	896552	896558	79.00	
42" Wide Straight Gate	898232	898238	48.00	
4' Wide Straight Gate	898242	898248	51.00	
5' Wide Straight Gate	898252	898258	64.00	
6' Wide Straight Gate	898262	898268	74.00	
7' Wide Straight Gate	898272	898278	83.00	
8' Wide Straight Gate	898282	898288	97.00	
6' High ATF Panel	896562	896568	92.00	
42" Wide Straight Gate	898292	898298	56.00	
4' Wide Straight Gate	898302	898308	60.00	
5' Wide Straight Gate	898312	898318	75.00	
6' Wide Straight Gate	898322	898328	87.00	
7' Wide Straight Gate	898332	898338	97.00	
8' Wide Straight Gate	898342	898348	113.00	



ATF Panels are 92" actual length • All gates listed are single swing and welded with 1-3/4" x 14 ga Gate Ends and Caps • Hinges sold separately

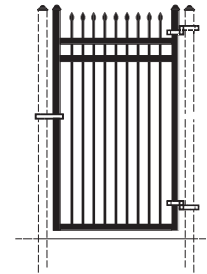
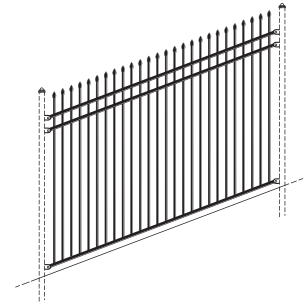
Montage Plus® - 3"



8' Length ATF Panels • 3/4" SQ x 18 ga Pickets • 1-7/16" W x 1.5" H x 14 ga Rails

Classic - 3 Rail Flush Bottom, 3" Air Gap

DESCRIPTION	PART NO. BLACK	PART NO. BRONZE	WEIGHT EA.	NOTES
4' High ATF Panel	896602	896608	74.00	
42" Wide Straight Gate	898532	898538	43.00	
4' Wide Straight Gate	898542	898548	48.00	
5' Wide Straight Gate	898552	898558	58.00	
6' Wide Straight Gate	898562	898568	67.00	
7' Wide Straight Gate	898572	898578	76.00	
8' Wide Straight Gate	898582	898588	88.00	
5' High ATF Panel	896612	896618	87.00	
42" Wide Straight Gate	898592	898598	51.00	
4' Wide Straight Gate	898602	898608	55.00	
5' Wide Straight Gate	898612	898618	69.00	
6' Wide Straight Gate	898622	898628	80.00	
7' Wide Straight Gate	898632	898638	90.00	
8' Wide Straight Gate	898642	898648	105.00	
6' High ATF Panel	896622	896628	100.00	
42" Wide Straight Gate	898652	898658	60.00	
4' Wide Straight Gate	898662	898668	64.00	
5' Wide Straight Gate	898672	898678	80.00	
6' Wide Straight Gate	898682	898688	93.00	
7' Wide Straight Gate	898692	898698	104.00	
8' Wide Straight Gate	898702	898708	118.00	

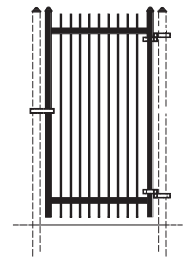
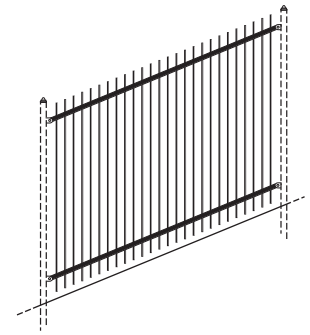


ATF Panels are 92" actual length • All gates listed are single swing and welded with 1-3/4" x 14 ga Gate Ends and Caps • Hinges sold separately

OS-82

Genesis - 2 Rail Picket Bottom, 3" Air Gap

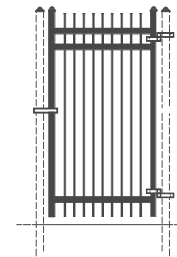
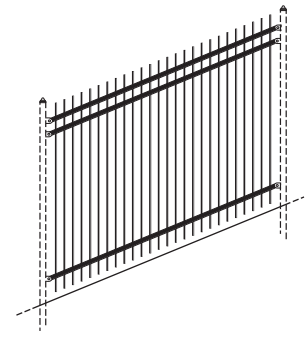
DESCRIPTION	PART NO. BLACK	PART NO. BRONZE	WEIGHT EA.	NOTES
4' High ATF Panel	896752	896758	66.00	
42" Wide Straight Gate	899432	899438	39.00	
4' Wide Straight Gate	899442	899448	42.00	
5' Wide Straight Gate	899452	899458	53.00	
6' Wide Straight Gate	899462	899468	61.00	
7' Wide Straight Gate	899472	899478	69.00	
8' Wide Straight Gate	899482	899488	80.00	
5' High ATF Panel	896762	896768	79.00	
42" Wide Straight Gate	899492	899498	48.00	
4' Wide Straight Gate	899502	899508	51.00	
5' Wide Straight Gate	899512	899518	64.00	
6' Wide Straight Gate	899522	899528	74.00	
7' Wide Straight Gate	899532	899538	83.00	
8' Wide Straight Gate	899542	899548	97.00	
6' High ATF Panel	896772	896778	92.00	
42" Wide Straight Gate	899552	899558	56.00	
4' Wide Straight Gate	899562	899568	60.00	
5' Wide Straight Gate	899572	899578	75.00	
6' Wide Straight Gate	899582	899588	87.00	
7' Wide Straight Gate	899592	899598	97.00	
8' Wide Straight Gate	899602	899608	113.00	



ATF Panels are 92" actual length • All gates listed are single swing and welded with 1-3/4" x 14 ga Gate Ends and Caps • Hinges sold separately

Genesis - 3 Rail Picket Bottom, 3" Air Gap

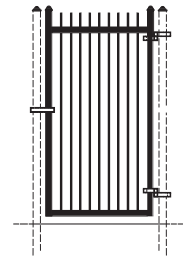
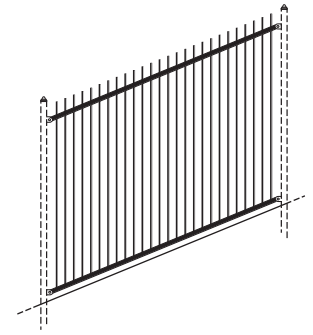
DESCRIPTION	PART NO. BLACK	PART NO. BRONZE	WEIGHT EA.	NOTES
4' High ATF Panel	896812	896818	74.00	
42" Wide Straight Gate	899792	899798	43.00	
4' Wide Straight Gate	899802	899808	48.00	
5' Wide Straight Gate	899812	899818	58.00	
6' Wide Straight Gate	899822	899828	67.00	
7' Wide Straight Gate	899832	899838	76.00	
8' Wide Straight Gate	899842	899848	88.00	
5' High ATF Panel	896822	896828	87.00	
42" Wide Straight Gate	899852	899858	51.00	
4' Wide Straight Gate	899862	899868	55.00	
5' Wide Straight Gate	899872	899878	69.00	
6' Wide Straight Gate	899882	899888	80.00	
7' Wide Straight Gate	899892	899898	90.00	
8' Wide Straight Gate	899902	899908	105.00	
6' High ATF Panel	896832	896838	100.00	
42" Wide Straight Gate	899912	899918	60.00	
4' Wide Straight Gate	899922	899928	64.00	
5' Wide Straight Gate	899932	899938	80.00	
6' Wide Straight Gate	899942	899948	93.00	
7' Wide Straight Gate	899952	899958	104.00	
8' Wide Straight Gate	899962	899968	118.00	



ATF Panels are 92" actual length • All gates listed are single swing and welded with 1-3/4" x 14 ga Gate Ends and Caps • Hinges sold separately

Genesis - 2 Rail Flush Bottom, 3" Air Gap

DESCRIPTION	PART NO. BLACK	PART NO. BRONZE	WEIGHT EA.	NOTES
4' High ATF Panel	896782	896788	66.00	
42" Wide Straight Gate	899612	899618	39.00	
4' Wide Straight Gate	899622	899628	42.00	
5' Wide Straight Gate	899632	899638	53.00	
6' Wide Straight Gate	899642	899648	61.00	
7' Wide Straight Gate	899652	899658	69.00	
8' Wide Straight Gate	899662	899668	80.00	
5' High ATF Panel	896792	896798	79.00	
42" Wide Straight Gate	899672	899678	48.00	
4' Wide Straight Gate	899682	899688	51.00	
5' Wide Straight Gate	899692	899698	69.00	
6' Wide Straight Gate	899702	899708	74.00	
7' Wide Straight Gate	899712	899718	83.00	
8' Wide Straight Gate	899722	899728	97.00	
6' High ATF Panel	896802	896808	92.00	
42" Wide Straight Gate	899732	899738	56.00	
4' Wide Straight Gate	899742	899748	60.00	
5' Wide Straight Gate	899752	899758	75.00	
6' Wide Straight Gate	899762	899768	87.00	
7' Wide Straight Gate	899772	899778	97.00	
8' Wide Straight Gate	899782	899788	113.00	



ATF Panels are 92" actual length • All gates listed are single swing and welded with 1-3/4" x 14 ga Gate Ends and Caps • Hinges sold separately

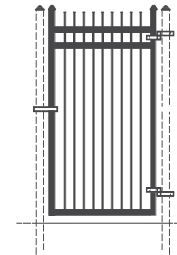
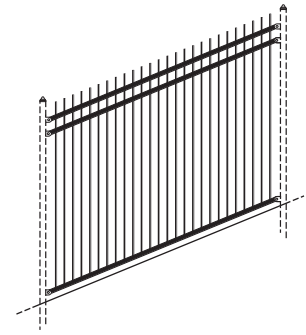
Montage Plus® - 3"



8' Length ATF Panels • 3/4" SQ x 18 ga Pickets • 1-7/16" W x 1.5" H x 14 ga Rails

Genesis - 3 Rail Flush Bottom, 3" Air Gap

DESCRIPTION	PART NO. BLACK	PART NO. BRONZE	WEIGHT EA.	NOTES
4' High ATF Panel	896842	896848	74.00	
42" Wide Straight Gate	899972	899978	43.00	
4' Wide Straight Gate	899982	899988	48.00	
5' Wide Straight Gate	899992	899998	58.00	
6' Wide Straight Gate	900002	900008	67.00	
7' Wide Straight Gate	900012	900018	76.00	
8' Wide Straight Gate	900022	900028	88.00	
5' High ATF Panel	896852	896858	87.00	
42" Wide Straight Gate	900032	900038	51.00	
4' Wide Straight Gate	900042	900048	55.00	
5' Wide Straight Gate	900052	900058	69.00	
6' Wide Straight Gate	900062	900068	80.00	
7' Wide Straight Gate	900072	900078	90.00	
8' Wide Straight Gate	900082	900088	105.00	
6' High ATF Panel	896862	896868	100.00	
42" Wide Straight Gate	900092	900098	60.00	
4' Wide Straight Gate	900102	900108	64.00	
5' Wide Straight Gate	900112	900118	80.00	
6' Wide Straight Gate	900122	900128	93.00	
7' Wide Straight Gate	900132	900138	104.00	
8' Wide Straight Gate	900142	900148	118.00	

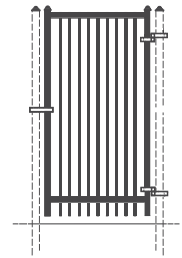
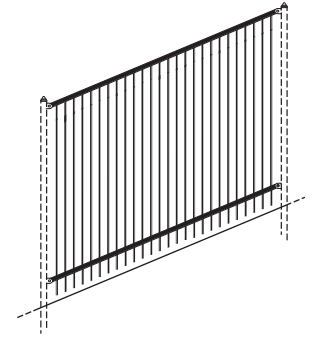


ATF Panels are 92" actual length • All gates listed are single swing and welded with 1-3/4" x 14 ga Gate Ends and Caps • Hinges sold separately

OS-86

Majestic - 2 Rail Picket Bottom, 3" Air Gap

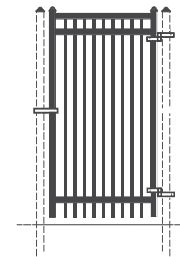
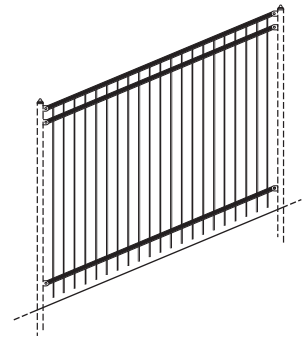
DESCRIPTION	PART NO. BLACK	PART NO. BRONZE	WEIGHT EA.	NOTES
4' High ATF Panel	896992	896998	66.00	
42" Wide Straight Gate	900872	900878	39.00	
4' Wide Straight Gate	900882	900888	42.00	
5' Wide Straight Gate	900892	900898	53.00	
6' Wide Straight Gate	900902	900908	61.00	
7' Wide Straight Gate	900912	900918	69.00	
8' Wide Straight Gate	900922	900928	80.00	
5' High ATF Panel	897002	897008	79.00	
42" Wide Straight Gate	900932	900938	48.00	
4' Wide Straight Gate	900942	900948	51.00	
5' Wide Straight Gate	900952	900958	64.00	
6' Wide Straight Gate	900962	900968	74.00	
7' Wide Straight Gate	900972	900978	83.00	
8' Wide Straight Gate	900982	900988	97.00	
6' High ATF Panel	897012	897018	92.00	
42" Wide Straight Gate	900992	900998	56.00	
4' Wide Straight Gate	901002	901008	60.00	
5' Wide Straight Gate	901012	901018	75.00	
6' Wide Straight Gate	901022	901028	87.00	
7' Wide Straight Gate	901032	901038	97.00	
8' Wide Straight Gate	901042	901048	113.00	



ATF Panels are 92" actual length • All gates listed are single swing and welded with 1-3/4" x 14 ga Gate Ends and Caps • Hinges sold separately

Majestic - 3 Rail Picket Bottom, 3" Air Gap

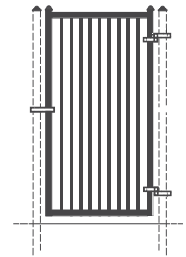
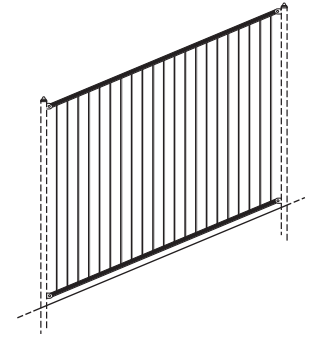
DESCRIPTION	PART NO. BLACK	PART NO. BRONZE	WEIGHT EA.	NOTES
4' High ATF Panel	897052	897058	74.00	
42" Wide Straight Gate	901232	901238	43.00	
4' Wide Straight Gate	901242	901248	48.00	
5' Wide Straight Gate	901252	901258	58.00	
6' Wide Straight Gate	901262	901268	67.00	
7' Wide Straight Gate	901272	901278	76.00	
8' Wide Straight Gate	901282	901288	88.00	
5' High ATF Panel	897062	897068	87.00	
42" Wide Straight Gate	901292	901298	51.00	
4' Wide Straight Gate	901302	901308	55.00	
5' Wide Straight Gate	901312	901318	69.00	
6' Wide Straight Gate	901322	901328	80.00	
7' Wide Straight Gate	901332	901338	90.00	
8' Wide Straight Gate	901342	901348	105.00	
6' High ATF Panel	897072	897078	100.00	
42" Wide Straight Gate	901352	901358	60.00	
4' Wide Straight Gate	901362	901368	64.00	
5' Wide Straight Gate	901372	901378	80.00	
6' Wide Straight Gate	901382	901388	93.00	
7' Wide Straight Gate	901392	901398	104.00	
8' Wide Straight Gate	901402	901408	118.00	



ATF Panels are 92" actual length • All gates listed are single swing and welded with 1-3/4" x 14 ga Gate Ends and Caps • Hinges sold separately

Majestic - 2 Rail Flush Bottom, 3" Air Gap

DESCRIPTION	PART NO. BLACK	PART NO. BRONZE	WEIGHT EA.	NOTES
4' High ATF Panel	897022	897028	66.00	
42" Wide Straight Gate	901052	901058	39.00	
4' Wide Straight Gate	901062	901068	42.00	
5' Wide Straight Gate	901072	901078	53.00	
6' Wide Straight Gate	901082	901088	61.00	
7' Wide Straight Gate	901092	901098	69.00	
8' Wide Straight Gate	901102	901108	80.00	
5' High ATF Panel	897032	897038	79.00	
42" Wide Straight Gate	901112	901118	48.00	
4' Wide Straight Gate	901122	901128	51.00	
5' Wide Straight Gate	901132	901138	64.00	
6' Wide Straight Gate	901142	901148	74.00	
7' Wide Straight Gate	901152	901158	83.00	
8' Wide Straight Gate	901162	901168	97.00	
6' High ATF Panel	897042	897048	92.00	
42" Wide Straight Gate	901172	901178	56.00	
4' Wide Straight Gate	901182	901188	60.00	
5' Wide Straight Gate	901192	901198	75.00	
6' Wide Straight Gate	901202	901208	87.00	
7' Wide Straight Gate	901212	901218	97.00	
8' Wide Straight Gate	901222	901228	113.00	



ATF Panels are 92" actual length • All gates listed are single swing and welded with 1-3/4" x 14 ga Gate Ends and Caps • Hinges sold separately

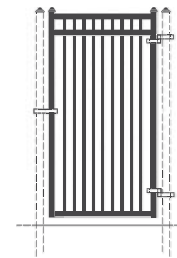
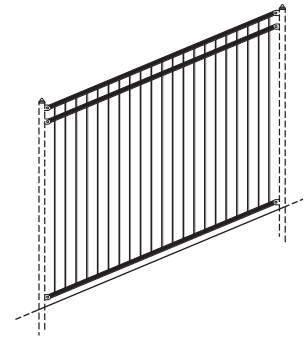
Montage Plus® - 3"



8' Length ATF Panels • 3/4" SQ x 18 ga Pickets • 1-7/16" W x 1.5" H x 14 ga Rails

Majestic - 3 Rail Flush Bottom, 3" Air Gap

DESCRIPTION	PART NO. BLACK	PART NO. BRONZE	WEIGHT EA.	NOTES
4' High ATF Panel	897082	897088	74.00	
42" Wide Straight Gate	901412	901418	43.00	
4' Wide Straight Gate	901422	901428	48.00	
5' Wide Straight Gate	901432	901438	58.00	
6' Wide Straight Gate	901442	901448	67.00	
7' Wide Straight Gate	901452	901458	76.00	
8' Wide Straight Gate	901462	901468	88.00	
5' High ATF Panel	897092	897098	87.00	
42" Wide Straight Gate	901472	901478	51.00	
4' Wide Straight Gate	901482	901488	55.00	
5' Wide Straight Gate	901492	901498	69.00	
6' Wide Straight Gate	901502	901508	80.00	
7' Wide Straight Gate	901512	901518	90.00	
8' Wide Straight Gate	901522	901528	105.00	
6' High ATF Panel	897102	897108	100.00	
42" Wide Straight Gate	901532	901538	60.00	
4' Wide Straight Gate	901542	901548	64.00	
5' Wide Straight Gate	901552	901558	80.00	
6' Wide Straight Gate	901562	901568	93.00	
7' Wide Straight Gate	901572	901578	104.00	
8' Wide Straight Gate	901582	901588	118.00	




ATF Panels are 92" actual length • All gates listed are single swing and welded with 1-3/4" x 14 ga Gate Ends and Caps • Hinges sold separately

OS-90

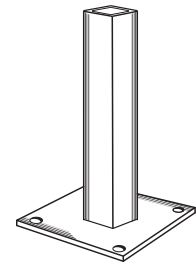
2-1/2" SQ Posts / Galvanized and Polyester Powder Coated • Post Cap included

DESCRIPTION	PART NO. BLACK	PART NO. BRONZE	WEIGHT EA.	NOTES
2-1/2" SQ x 6' 16 ga	897232	897238	12.00	
2-1/2" SQ x 7' 16 ga	897242	897248	14.00	
2-1/2" SQ x 8' 16 ga	897252	897258	16.00	
2-1/2" SQ x 9' 16 ga	897262	897268	18.00	
2-1/2" SQ x 8' 14 ga	906062	906068	19.70	
2-1/2" SQ x 9' 14 ga	906072	906078	22.05	
2-1/2" SQ x 10' 14 ga	906082	906088	24.50	
2-1/2" SQ x 11' 14 ga	906092	906098	26.95	



2-1/2" SQ Posts with 5" SQ x 1/4" Welded Plate / Galvanized and Polyester Powder Coated • Post Cap included


DESCRIPTION	PART NO. BLACK	PART NO. BRONZE	WEIGHT EA.	NOTES
2-1/2" SQ x 4' 12 ga	983282	—	16.00	
2-1/2" SQ x 5' 12 ga	983292	—	19.00	
2-1/2" SQ x 6' 12 ga	983322	—	22.00	
2-1/2" SQ x 7' 12 ga	269A00	—	25.00	
2-1/2" SQ x 8' 12 ga	983262	—	28.00	



NOTE: Fasteners for anchoring base plate not included.

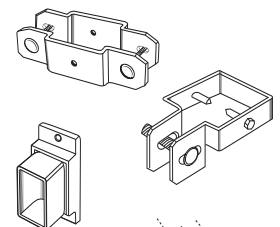
2-1/2" SQ Post Cap

DESCRIPTION	PART NO. BLACK	PART NO. BRONZE	WEIGHT EA.	NOTES
2-1/2" SQ Ball Post Cap	451522	451528	1.50	



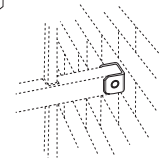
Hardware

DESCRIPTION	PART NO. BLACK	PART NO. BRONZE	BOX QTY	WEIGHT EA.	NOTES
2-1/2" Line Bracket (2 per bag)*	012422	902358	80	1.68	
2-1/2" Universal Boulevard Bracket (2 per bag)*	012421	902338	80	0.84	
2-1/2" Swivel Angle Bracket (2 per bag)	902342	902348	80	0.40	
2-1/2" Flat Back Bracket (2 per bag)*	012423	902598	80	0.54	
Socket for Tri Groove Nut	495400	—	1	0.09	



Invincible Specific Hardware

2-1/2" Inv Line Bracket (2 per bag)*	012445	902358	24	1.68	
2-1/2" Inv Flat Back Bracket (2 per bag)*	012424	902598	50	0.54	



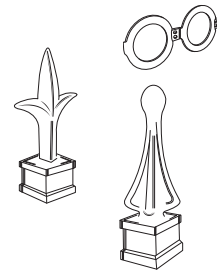
* Use Tri Groove Nut

ATF Panels are 92" actual length • All gates listed are single swing and welded with 1-3/4" x 14 ga Gate Ends and Caps • Hinges sold separately

8' Length ATF Panels • 3/4" SQ x 18 ga Pickets • 1-7/16" W x 1.5" H x 14 ga Rails

Accessories

DESCRIPTION	PART NO. BLACK	PART NO. BRONZE	WEIGHT EA.	NOTES
3/4" Triad Finial	907022	907028	0.38	
3/4" Quad Flare Finial	451642	451648	0.32	
Corona Rings (need 11 per panel)	902312	902312	0.70	



Touch Up

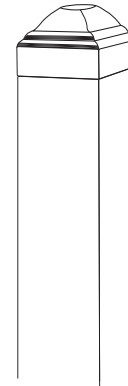
DESCRIPTION	PART NO. BLACK	PART NO. BRONZE	PART NO. GRAY	WEIGHT EA.	NOTES
Touch Up Paint Can	447992	447998	—	1.08	
Cold Galvanize Aerosol - dull gray	—	—	012321	1.25	
Zinc Brite Aerosol - bright silver	—	—	036412	1.00	



Gate Ends 1-3/4" SQ / Galvanized and Polyester Powder Coated • Caps included • 14 gauge

DESCRIPTION	PART NO. BLACK	PART NO. BRONZE	WEIGHT EA.	NOTES
4' Gate End	902562	902568	3.83	
5' Gate End	902572	902578	4.00	
6' Gate End	902582	902588	4.95	

NOTE: Actual length is 2" less than size shown.



Bolt On Gate Hardware / Galvanized and Polyester Powder Coated

DESCRIPTION	PART NO. BLACK	PART NO. BRONZE	WEIGHT EA.	NOTES
Single Swing Gate Hardware Kit	598332	598338	5.00	
Double Swing Gate Hardware Kit	598342	598348	15.00	



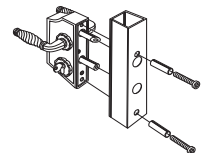
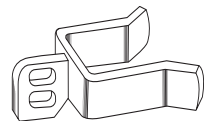
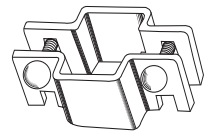
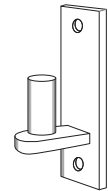
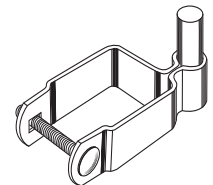
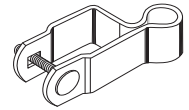
Single Swing Gate Hardware Kit includes 2 frame hinges, 2 post hinges, 1 latch fork, and 1 latch hanger

Double Swing Gate Hardware Kit includes 6 frame hinges, 4 post hinges, 1 latch fork, 1 latch hanger, and 1 drop rod 48"

ATF Panels are 92" actual length • All gates listed are single swing and welded with 1-3/4" x 14 ga Gate Ends and Caps • Hinges sold separately

Gate Hardware

DESCRIPTION	PART NO. BLACK	PART NO. BRONZE	BOX QTY.	WEIGHT EA.	NOTES
Frame Hinge / Fasteners included					
Frame Hinge for 1-3/4" Frame (2 per bag)	447852	447858	100	0.66	
Post Hinges / Fasteners included					
2-1/2" SQ Post Hinge with 5/8" Pin	447832	447838	50	1.06	
Plate Pintle / Without fasteners					
Plate Pintle - attach to walls or other flat surface	444152	444158	100	0.44	
Latch Hanger / Bolts included					
Fork Latch Hanger for 1-3/4" Frame	447862	447868	100	0.60	
Latch Forks					
Fork Latch for 1-3/4" Frame	447872	447878	50	0.42	
Fork Latch for 2-1/2" SQ Post	447882	447888	50	0.52	
Security Latch / Fasteners included					
Keyed for 1-3/4" to 2" Frame	451622	—	1	4.00	
Drop Rod / Requires two 1-3/4" Frame Hinges					
5/8" x 48" Drop Rod	444162	444168	1	4.00	



ATF Panels are 92" actual length • All gates listed are single swing and welded with 1-3/4" x 14 ga Gate Ends and Caps • Hinges sold separately

Gate Hinge and Latch Information

Single Swing Gates

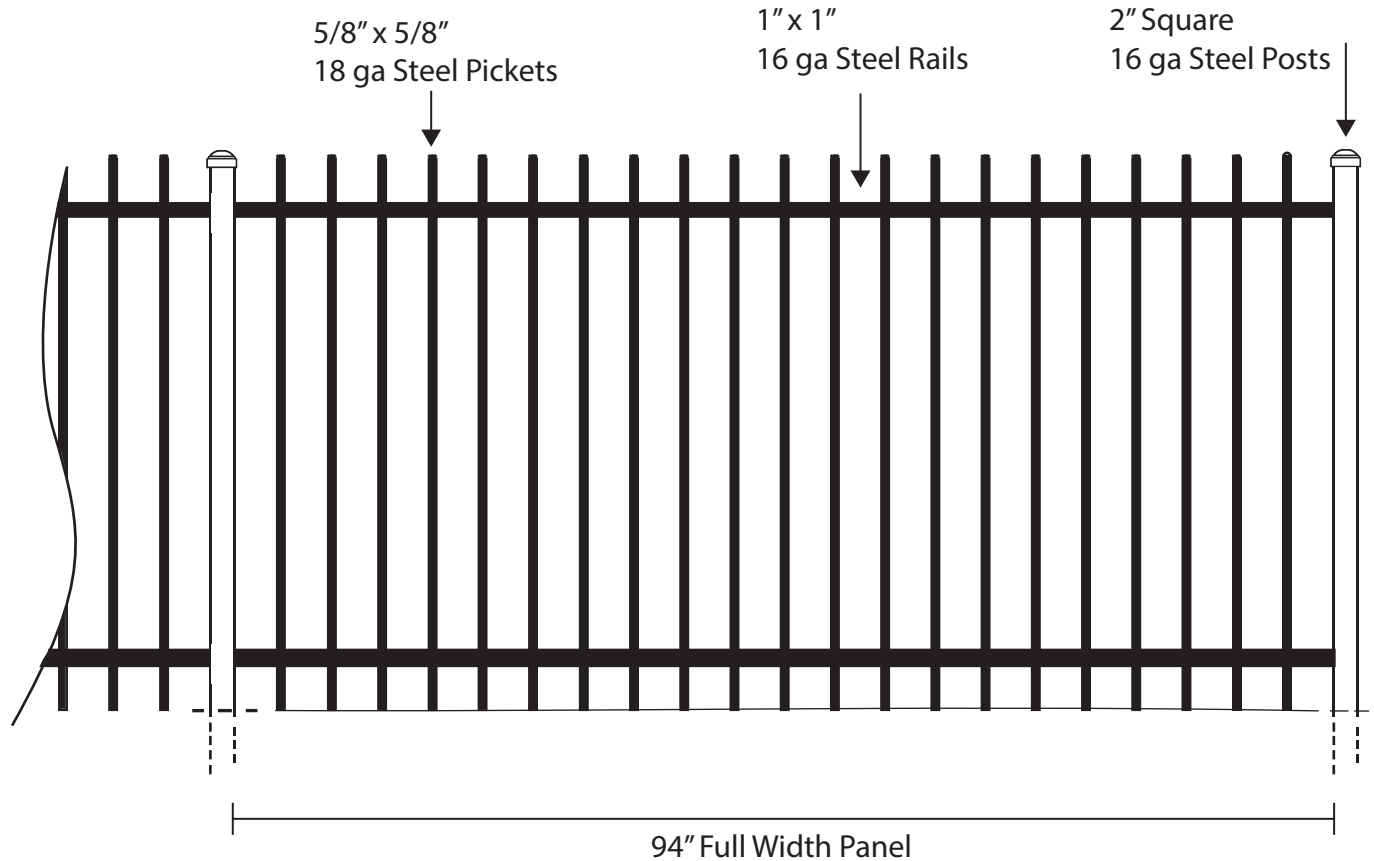
OPENING	LEAF WIDTH	BOX HINGE KITS (IGBSX25 / IGBSX3)			HEAVY COMMERCIAL HINGE KITS (HGBS-25 / HGBS-3 / HGBS-4)			INDUSTRIAL HINGE KITS (IGBS-25 / IGBS-3 / IGBS-4)		
		HINGE CLEARANCE	LATCH CLEARANCE	GATE POST SPACING	HINGE CLEARANCE	LATCH CLEARANCE	GATE POST SPACING	HINGE CLEARANCE	LATCH CLEARANCE	GATE POST SPACING
3.5'	40"	2"	2"	44"	1.25"	3"	44.25"	1.5"	3"	44.5"
4'	49.5"	2"	2"	53.5"	1.25"	3"	53.75"	1.5"	3"	54"
5'	58.75"	2"	2"	62.75"	1.25"	3"	63"	1.5"	3"	63.25"
6'	68"	2"	2"	72"	1.25"	3"	72.25"	1.5"	3"	72.5"
7'	86.75"	2"	2"	90.75"	1.25"	3"	91"	1.5"	3"	91.25"
8'	95.5"	2"	2"	99.5"	1.25"	3"	99.75"	1.5"	3"	100"
9'	105.5"	2"	2"	109.5"	1.25"	3"	109.75"	1.5"	3"	110"
10'	114.75"	2"	2"	118.75"	1.25"	3"	119"	1.5"	3"	119.25"
11'	133.5"	2"	2"	137.5"	1.25"	3"	137.75"	1.5"	3"	138"
12'	143"	2"	2"	147"	1.25"	3"	147.75"	1.5"	3"	147.5"
13'	152.25"	2"	2"	156.25"	1.25"	3"	156.5"	1.5"	3"	156.75"
14'	171"	2"	2"	175"	1.25"	3"	175.25"	1.5"	3"	175.5"
15'	180.25"	2"	2"	184.25"	1.25"	3"	184.5"	1.5"	3"	184.75"
16'	189.25"	2"	2"	193.75"	1.25"	3"	194"	1.5"	3"	194.25"

Double Swing Gates

OPENING	LEAF WIDTH	BOX HINGE KITS (IGBSX25 / IGBSX3)			HEAVY COMMERCIAL HINGE KITS (HGBS-25 / HGBS-3 / HGBS-4)		
		HINGE CLEARANCE	LATCH CLEARANCE	GATE POST SPACING	HINGE CLEARANCE	LATCH CLEARANCE	GATE POST SPACING
7'	40"	2"	2"	86"	1.25"	3"	85.5"
8'	49.5"	2"	2"	105"	1.25"	3"	104.5"
10'	58.75"	2"	2"	123.5"	1.25"	3"	123"
12'	68"	2"	2"	142"	1.25"	3"	141.5"
14'	86.75"	2"	2"	179.5"	1.25"	3"	179"
16'	95.5"	2"	2"	197"	1.25"	3"	196.5"
18'	105.5"	2"	2"	217"	1.25"	3"	216.5"
20'	114.75"	2"	2"	235.5"	1.25"	3"	235"
22'	133.5"	2"	2"	273"	1.25"	3"	272.5"
24'	143"	2"	2"	292"	1.25"	3"	291.5"
26'	152.25"	2"	2"	310.5"	1.25"	3"	310"
28'	171"	2"	2"	348"	1.25"	3"	347.5"
30'	180.25"	2"	2"	366.5"	1.25"	3"	366"
32'	189.75"	2"	2"	385.5"	1.25"	3"	385"

NOTE: Gate Post Spacing is from inside post to inside post and can vary slightly with hinge and latch selection.

ATF Panels are 92" actual length • All gates listed are single swing and welded with 1-3/4" x 14 ga Gate Ends and Caps • Hinges sold separately



Ornamental Steel Welded Panel Fencing


Product Features

- Polyester TGIC powder coated for increased durability
- Pre-assembled panels for quick and easy installation
- Panels available in fixed welded for level and step fencing, biasable panels for sloped landscaping
- Panels can be welded to post, or installed with brackets available
- Ten Year Limited Warranty

8' Length Panels • 5/8" SQ x 18 ga Pickets • 1" SQ x 16 ga Rails


Picket Top - Fixed 2 Rail Picket Bottom

DESCRIPTION	PART NO. BLACK	WEIGHT EA.	NOTES
4' High Panel	595812	44.75	
5' High Panel	652022	53.47	
6' High Panel	595822	61.07	




Picket Top - Fixed 3 Rail Picket Bottom

DESCRIPTION	PART NO. BLACK	WEIGHT EA.	NOTES
4' High Panel	652092	51.49	
5' High Panel	652102	59.65	
6' High Panel	652112	65.82	




Spear Top - Fixed 2 Rail Picket Bottom

DESCRIPTION	PART NO. BLACK	WEIGHT EA.	NOTES
4' High Panel	652032	45.31	
5' High Panel	652042	53.47	
6' High Panel	652052	61.63	





Spear Top - Fixed 3 Rail Picket Bottom

DESCRIPTION	PART NO. BLACK	WEIGHT EA.	NOTES
4' High Panel	652122	51.49	
5' High Panel	652132	59.65	
6' High Panel	652142	65.82	





Universal Top - Fixed 2 Rail Flush Bottom

DESCRIPTION	PART NO. BLACK	WEIGHT EA.	NOTES
3' High Panel	433Q00	36.00	
4' High Panel	595802	43.65	
4' Wide Straight Gate	010246	27.00	
5' Wide Straight Gate	386P00	33.90	
5' High Panel	652002	52.15	
4' Wide Straight Gate	010247	34.00	
6' High Panel	652012	60.31	
4' Wide Straight Gate	010248	37.00	



Universal Top - Fixed 3 Rail Flush Bottom

DESCRIPTION	PART NO. BLACK	WEIGHT EA.	NOTES
4' High Panel	652062	54.90	
4' Wide Straight Gate	195Y00	20.00	
5' High Panel	652072	63.60	
4' Wide Straight Gate	831R00	30.70	
6' High Panel	652082	71.22	
4' Wide Straight Gate	196Y00	30.00	





8' Length Panels • 5/8" SQ x 18 ga Pickets • 1" SQ x 16 ga Rails

Universal Top - Biasable 2 Rail Flush Bottom


DESCRIPTION	PART NO. BLACK	WEIGHT EA.	NOTES
3' High Panel	010S00	36.00	
4' High Panel	000R11	43.88	
4' Wide Straight Gate	010246	27.00	
5' Wide Straight Gate	386P00	33.90	
5' High Panel	000R12	52.15	
4' Wide Straight Gate	010247	34.00	
6' High Panel	000R13	60.31	
4' Wide Straight Gate	010248	37.00	

NOTE: Universal Top - Biasable 2 Rail Flush Bottom panels are 94" actual length



Universal Top Puppy Picket - 3 Rail Flush Bottom

DESCRIPTION	PART NO. BLACK	WEIGHT EA.	NOTES
4' High Panel	010249	50.00	
4' Wide Straight Gate	010259	36.00	
6' High Panel	010250	63.00	
4' Wide Straight Gate	010262	51.00	




Blank Posts / Flat Post Cap included

DESCRIPTION	PART NO. BLACK	WEIGHT EA.	NOTES
2" SQ x 72" x 16ga	595832	9.43	
2" SQ x 84" x 16ga	652152	10.91	
2" SQ x 96" x 16ga	595842	12.57	
2" SQ x 108" x 16ga	652232	14.11	



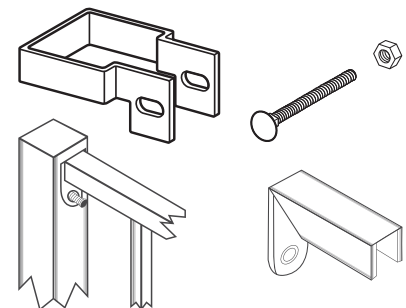
Blank Posts / Flat Post Cap sold separately

DESCRIPTION	PART NO. BLACK	WEIGHT EA.	NOTES
2" SQ x 72" x 16ga	043928	10.14	
2" SQ x 84" x 16ga	043929	11.83	
2" SQ x 96" x 16ga	043930	13.52	
2" SQ Flat Post Cap	652212	0.10	



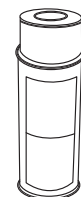
Hardware

DESCRIPTION	PART NO. BLACK	WEIGHT EA.	NOTES
1" Fixed Panel Rail Bracket	465R00	0.95	
1" Bias Panel Rail Bracket	652172	0.22	
Universal Bracket for 2" Posts	151932	0.25	
1 1/4" U-Channel Rail Bracket	535Y00	0.25	



Touch Up

DESCRIPTION	PART NO.	WEIGHT EA.	NOTES
Touch Up Spray Paint - Black	626062	1.40	
Cold Galvanize Aerosol - dull gray	012321	1.25	



8' Length Panels • 5/8" SQ x 18 ga Pickets • 1" SQ x 16 ga Rails

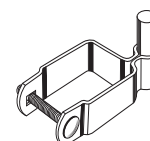
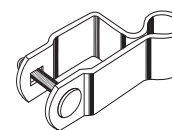
1-1/4" SQ Gate Uprights / Cap sold separately

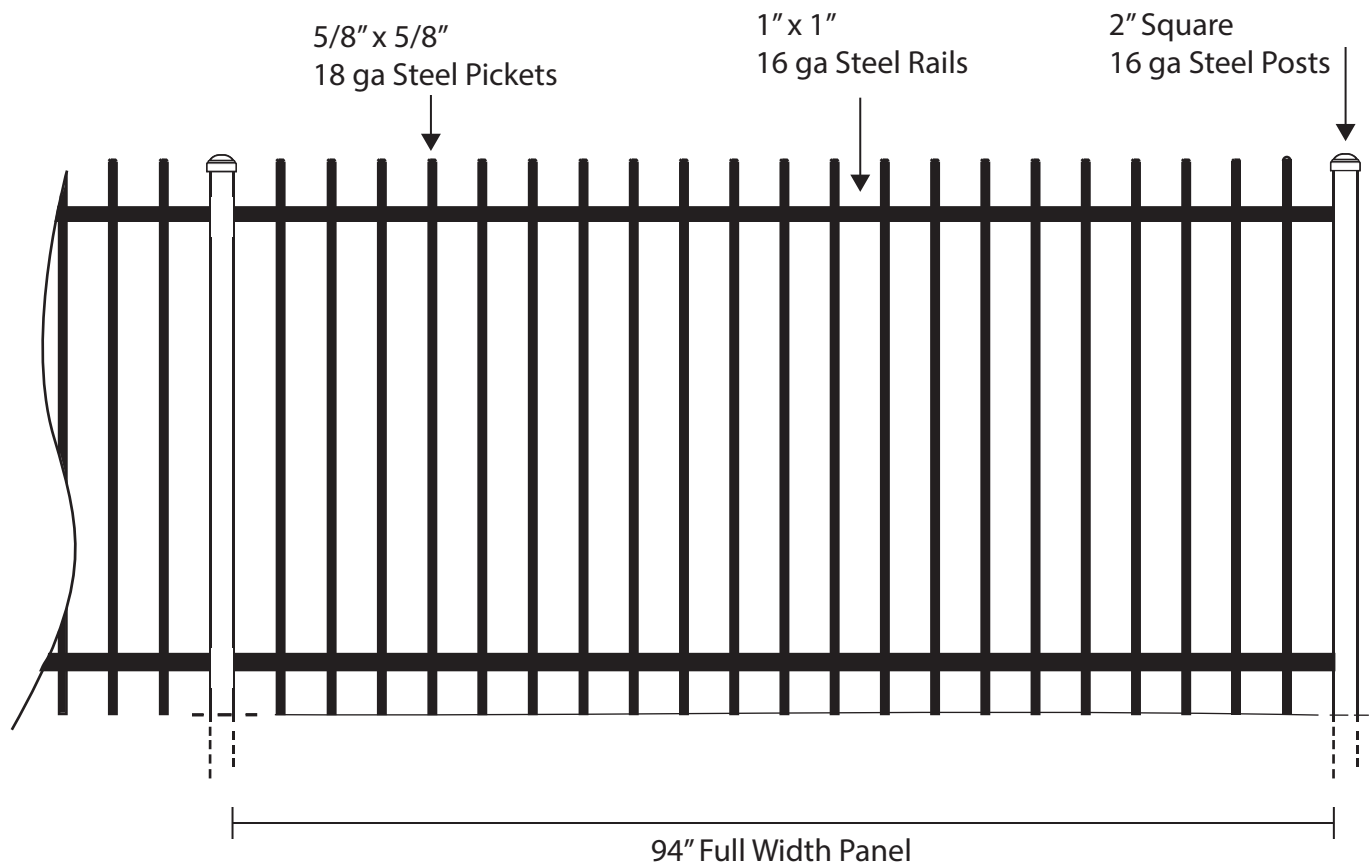
DESCRIPTION	PART NO. BLACK	WEIGHT EA.	NOTES
48" Gate Upright	652182	3.83	
60" Gate Upright	652192	4.79	
72" Gate Upright	652202	5.75	
Gate Upright Cap	652222	0.04	



Gate Hardware

DESCRIPTION	PART NO. BLACK	WEIGHT EA.	NOTES
2" Gate Hardware Kit with Post Hinge	556Y00	3.65	
1" Frame Hinge	623J00	1.00	
2" SQ Post Hinge	073I00	1.40	
1" Clamp On Striker	444R00	0.50	
2" Clamp On Receiver	445R00	0.50	



94" Length Panels • 5/8" SQ x 18 ga Pickets • 1" SQ x 16 ga Rails


Ornamental Steel Welded Panel Fencing

Product Features



- Polyester TGIC powder coated for increased durability
- Pre-assembled panels for quick and easy installation
- Panels available in fixed welded panels for level and step fencing and in biasable panels for sloped landscaping
- Panels can be welded to post or installed with brackets available
- Ten Year Limited Warranty

All gates listed are single swing and welded with 1-1/2" Gate Uprights and Caps • Hinges sold separately • Post Caps included

94" Length Panels • 5/8" SQ x 18 ga Pickets • 1" SQ x 16 ga Rails


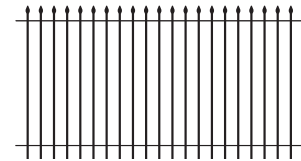
Picket Top - Fixed 2 Rail Picket Bottom

DESCRIPTION	PART NO. BLACK	WEIGHT EA.	NOTES
70" High Panel	65230B	54.12	
44" Wide Straight Gate	65231B	37.74	





Spear Top - Fixed 2 Rail Picket Bottom

DESCRIPTION	PART NO. BLACK	WEIGHT EA.	NOTES
70" High Panel	65228B	54.12	
44" Wide Straight Gate	65229B	37.74	



Universal Top - Fixed 2 Rail Flush Bottom



DESCRIPTION	PART NO. BLACK	WEIGHT EA.	NOTES
32" High Panel	65216B	30.66	
38" High Panel	65217B	33.86	
44" High Panel	65218B	37.43	
44" Wide Straight Gate	65225B	25.40	
58" High Panel	65219B	45.77	
44" Wide Straight Gate	65226B	31.86	
68" High Panel	65220B	51.74	
44" Wide Straight Gate	65227B	36.46	



All gates listed are single swing and welded with 1-1/2" Gate Uprights and Caps • Hinges sold separately • Post Caps included


Universal Top - Biasable 2 Rail Flush Bottom

DESCRIPTION	PART NO. BLACK	WEIGHT EA.	NOTES
32" High Panel	771L00	34.23	
38" High Panel	65221B	33.86	
44" High Panel	65222B	37.43	
44" Wide Straight Gate	65225B	25.40	
58" High Panel	65223B	45.77	
44" Wide Straight Gate	65226B	31.86	
68" High Panel	65224B	51.74	
44" Wide Straight Gate	65227B	36.46	



2" SQ Blank Posts / Flat Post Caps are included

DESCRIPTION	PART NO. BLACK	WEIGHT EA.	NOTES
2" SQ x 6' x 16 ga.	595832	9.26	
2" SQ x 6" x 14 ga.	65210B	12.81	
2" SQ x 7' x 16 ga.	652152	10.80	
2" SQ x 7' x 14 ga.	65211B	14.95	
2" SQ x 8' x 16 ga.	595842	12.35	
2" SQ x 8' x 14 ga.	65212B	17.08	



2" SQ Blank Post with Plate / 4" SQ Flange

DESCRIPTION	PART NO. BLACK	WEIGHT EA.	NOTES
2" SQ x 6' x 14 ga.	249X00	14.30	

2" SQ Post Cap

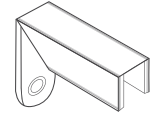
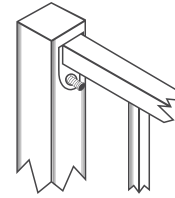
DESCRIPTION	PART NO. BLACK	WEIGHT EA.	NOTES
Flat Post Cap	652212	0.10	



All gates listed are single swing and welded with 1-1/2" Gate Uprights and Caps • Hinges sold separately • Post Caps included

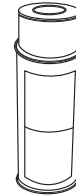
Hardware

DESCRIPTION	PART NO. BLACK	WEIGHT EA.	NOTES
1" Fixed Panel Rail Bracket	465R00	0.95	
1" Bias Panel Rail Bracket	652172	0.22	
#14 x 3/4 Tek Screw	023667	0.01	




Touch Up

DESCRIPTION	PART NO.	WEIGHT EA.	NOTES
Touch Up Spray Paint - Black	626062	1.40	
Cold Galvanize Aerosol - Gray	012321	1.25	



1" Gate Upright / Cap sold separately

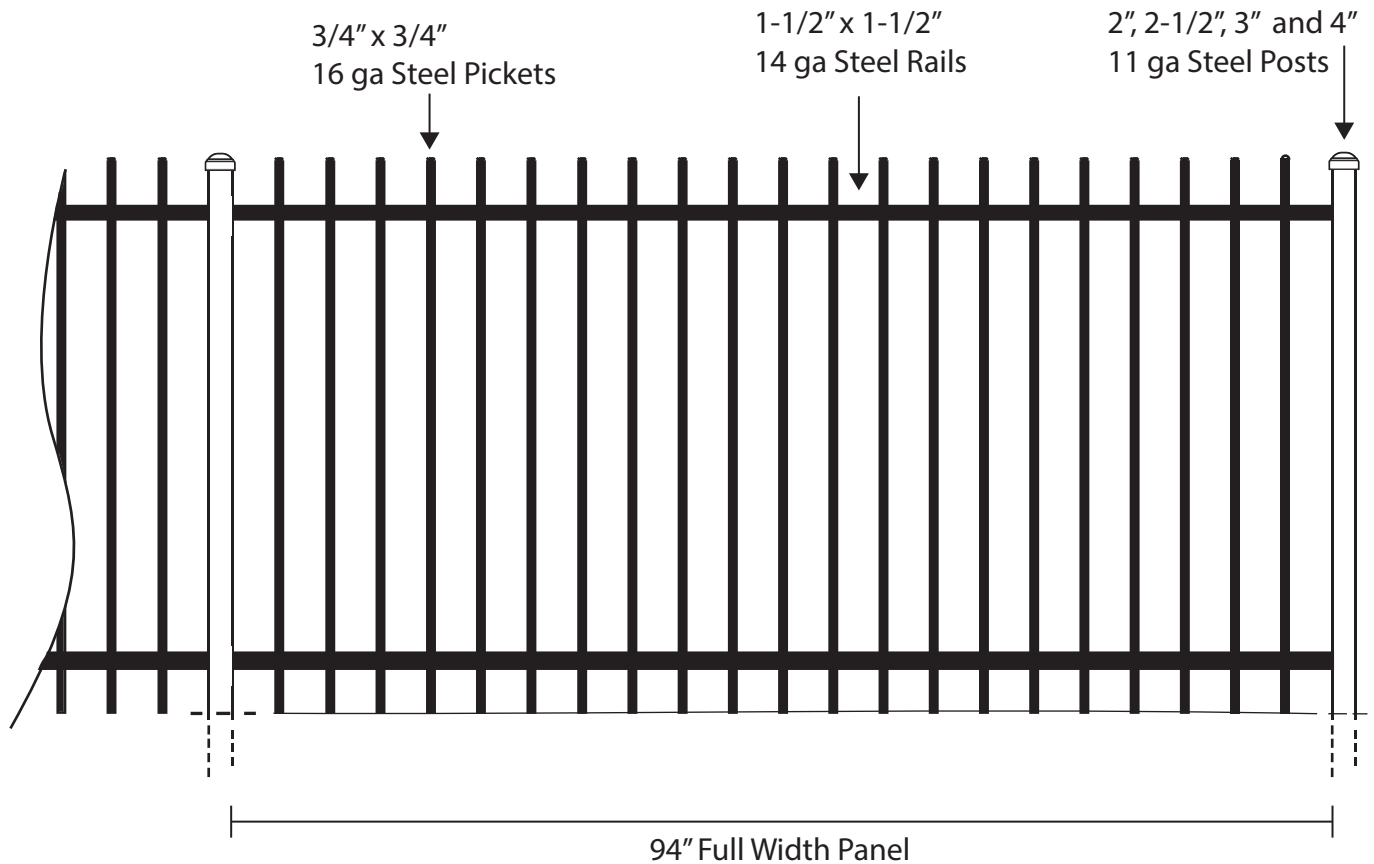
DESCRIPTION	PART NO. BLACK	WEIGHT EA.	NOTES
1" SQ x 6' Gate Upright	65232B	4.48	
1" SQ Flat Post Cap	596R00	0.10	



Gate Hardware

DESCRIPTION	PART NO. BLACK	WEIGHT EA.	NOTES
1" Gate Hardware Kit	652252	3.65	
1" Frame Hinge	623J00	1.00	
1-1/2" Frame Hinge	000H06	0.60	
2" Post Hinge	073I00	1.40	
1" Clamp On Striker	444R00	0.50	
1-1/2" Clamp On Striker	536R00	0.50	
2" Clamp On Receiver	445R00	0.50	
7" Barrel Hinge (2 per bag)	798G00	8.00	

All gates listed are single swing and welded with 1-1/2" Gate Uprights and Caps • Hinges sold separately • Post Caps included



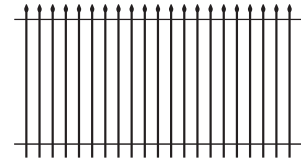
Ornamental Steel Welded Panel Fencing

Product Features

- Polyester TGIC Power Coated for Increased Durability
- Pre-assembled Panels for Quick and Easy Installation
- Panels available in Fixed Welded for Level and Step Fencing, Biasable Panels for Sloped Landscaping
- Panels can be welded to post, or installed with brackets available
- Ten Year Limited Warranty

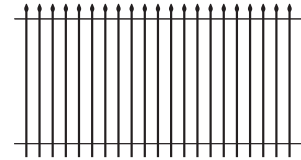
Spear Top - Fixed 2 Rail Picket Bottom

DESCRIPTION	PART NO. BLACK	WEIGHT EA.	NOTES
70" High Panel	010048	90.00	




Spear Top - Biasable 2 Rail Picket Bottom

DESCRIPTION	PART NO. BLACK	WEIGHT EA.	NOTES
70" High Panel	010049	90.00	




Universal Top - Fixed 2 Rail Flush Bottom

DESCRIPTION	PART NO. BLACK	WEIGHT EA.	NOTES
38" High Panel	010040	47.12	
44" High Panel	010042	56.44	
58" High Panel	010044	74.40	
68" High Panel	010046	86.40	




Universal Top - Biasable 2 Rail Flush Bottom

DESCRIPTION	PART NO. BLACK	WEIGHT EA.	NOTES
38" High Panel	010041	47.12	
44" High Panel	010043	56.44	
58" High Panel	010045	74.40	
68" High Panel	010047	86.40	



Blank Posts / Post Caps are sold separately

DESCRIPTION	PART NO. BLACK	WEIGHT EA.	NOTES
2" SQ x 72" x 11 ga	010338	18.30	
2" SQ x 84" x 11 ga	010339	21.35	
2" SQ x 96" x 11 ga	010050	24.40	
2" SQ x 144" x 11 ga	745K00	36.84	
2-1/2" SQ x 72" x 11 ga	010340	23.10	
2-1/2" SQ x 84" x 11 ga	010341	26.95	
2-1/2" SQ x 96" x 11 ga	010051	30.80	
2-1/2" SQ x 108" x 11 ga	010052	33.84	
2-1/2" SQ x 120" x 11 ga	043957	37.60	
3" SQ x 84" x 11 ga	010342	31.99	
3" SQ x 96" x 11 ga	043960	36.64	
3" SQ x 120" x 11 ga	010053	45.70	
4" SQ x 96" x 11 ga	043965	49.76	
4" SQ x 120" x 11 ga	010054	62.54	



Post Caps

DESCRIPTION	PART NO. BLACK	WEIGHT EA.	NOTES
2" SQ Post Cap	652212	0.10	
2-1/2" SQ Post Cap	010370	0.17	
3" SQ Post Cap	010371	0.19	
4" SQ Post Cap	010372	0.30	

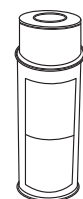


Hardware

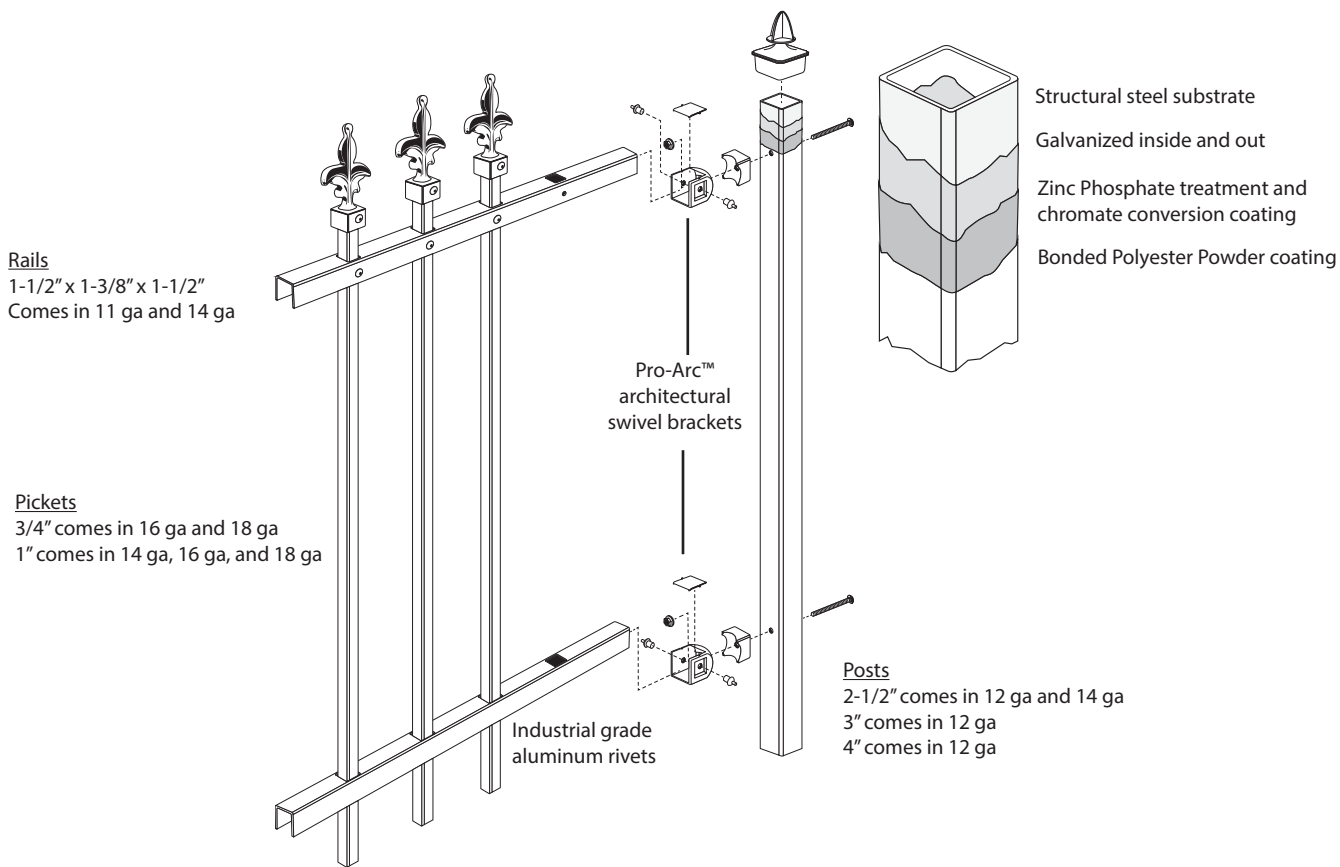
DESCRIPTION	PART NO. BLACK	WEIGHT EA.	NOTES
1-1/2" Fixed Panel Rail Bracket	462F00	1.45	
1-1/2" Bias Panel Rail Bracket	173W00	1.50	

Touch Up

DESCRIPTION	PART NO.	WEIGHT EA.	NOTES
Touch Up Spray Paint - Black	626062	1.40	
Cold Galvanize Aerosol - dull gray	012321	1.25	




Special Order Riveted Steel Ornamental




Crafted Elegance, Customized Construction for Residential, Commercial and Industrial Steel Ornamental

Product Features


- Riveted, pre-assembled panels provides strength and biasability to accommodate uneven surfaces
- Pro Arc architectural swivel brackets adjust 30° up/down/left/right to professionally handle complex installations
- Durable, high performance polyester powder coating provides gloss and color protection in the harshest environments and is maintenance free
- Wide selection of styles to complement any residential, commercial, or industrial property
- Style matching, fully welded Swing Gates and Cantilever Gates are available for a complete fence system
- Full line of decorative accessories available
- Custom design capabilities
- Made in USA
- 15 Year Limited Warranty



Estate A




Estate B




Estate F




Estate G



Estate K




Estate L




Imperial A



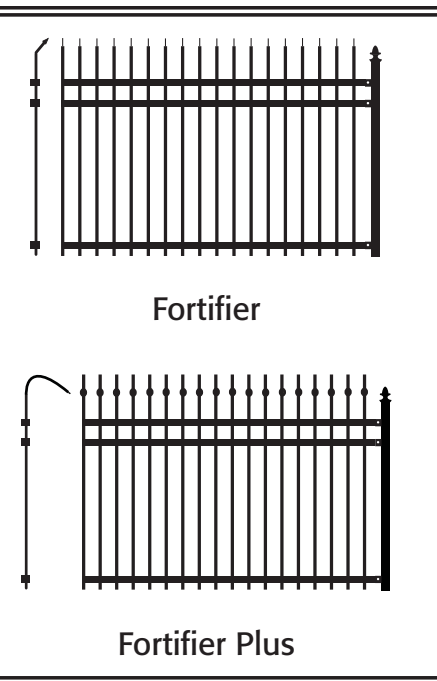
Imperial B



Imperial D



Imperial D Modified



Fortifier

Fortifier Plus

Fence Options

HEIGHTS	4', 5', 6', 7', 8'
COLORS	Black, White, Green, Bronze
PICKETS	3/4" 18 ga 3/4" 16 ga 1" 18 ga 1" 16 ga 1" 14 ga
POSTS	2-1/2" 14 ga 2-1/2" 12 ga 3" 12 ga 4" 12 ga
FINIALS	Triad, Quad Flair (available for Estate F and Estate G)

Special Order Riveted Steel Ornamental

Gates Options

AVAILABLE WIDTHS

	AVAILABLE WIDTHS
SINGLE SWING	3', 4', 5'
DOUBLE SWING	8', 10', 12', 14', 16'
CANTILEVER	8', 10', 12', 14', 16', 18', 20', 22', 24', 26', 28'

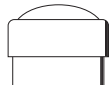


Straight Single Swing Gate

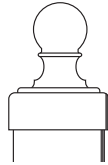


Arch Single Swing Gate


Post Cap Options



Flat Cap

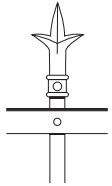


Ball Cap

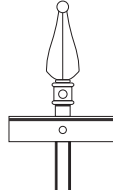


Straight Double Swing Gate

Finial Options for Estate F and Estate G



Triad



Quad Flair




Arch Double Swing Gate

Contact Your Branch to Order

1. Panel style:
2. Fence height:
3. Color:
4. Picket size:
5. Post size:
6. Post cap type:
7. Finial style (*option for Estate F and Estate G*):
8. Length of the fence (not including gate widths):
9. # of line posts:
10. # of end posts:
12. # of corner posts:
13. Gate widths and gate style(s):
14. Gate post size(s):



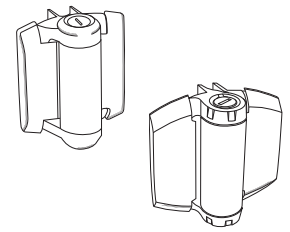
Estate Arch Double Swing Gate



Cantilever Gate

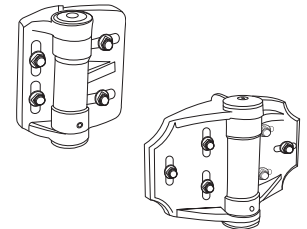
TruClose Hinge / Standard - Sold by the pair

DESCRIPTION	PART NO. BLACK	GATE WEIGHT LIMIT	GATE GAP RANGE	IDEAL GATE GAP	WEIGHT PR.	NOTES
Regular - TCA1S3BT	044440	66 lbs	11/32" to 7/8"	3/4"	0.54	
Heavy Duty - TCHD1A3BT	448044	154 lbs	11/32" to 1"	3/4"	1.35	



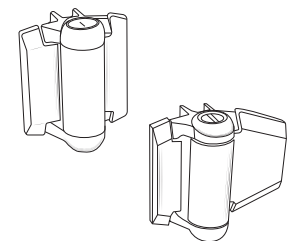
TruClose Hinge / Multi-Adjustable - Sold by the pair

DESCRIPTION	PART NO. BLACK	GATE WEIGHT LIMIT	GATE GAP RANGE	IDEAL GATE GAP	WEIGHT PR.	NOTES
Mini - TCAMA1	198013	55 lbs	7/8" to 1-1/2"	1-1/8"	1.20	
Mini - TCAMA2	036434	55 lbs	7/8" to 2"	1-3/8"	1.00	
Heavy Duty - TCHDMA1	198002	132 lbs	5/8" to 1-3/8"	1"	2.40	



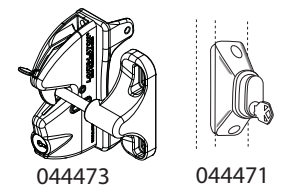
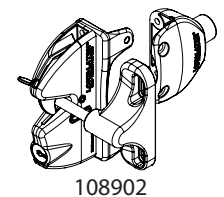
TruClose Hinge / Alignment Legs - Sold by the pair

DESCRIPTION	PART NO. BLACK	GATE WEIGHT LIMIT	FIXED GATE GAP	WEIGHT PR.	NOTES
Regular - TCA1L2S3BT	448252	66 lbs	13/16"	0.62	
Heavy Duty - TCHD1AL2S-3BT	048046	154 lbs	13/16"	1.50	
Heavy Duty - TCHD1L2S3BT	448022	154 lbs	13/16"	1.50	



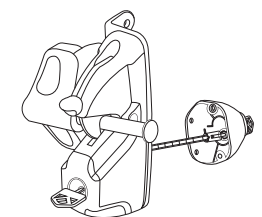
LokkLatch® Key Lockable

DESCRIPTION	PART NO. BLACK	MAX. POST SIZE	GATE GAP RANGE	WEIGHT EA.	NOTES
Regular with External Access Kit (EAK) - LLAAB	108902	6"	3/8" to 1-3/8"	1.00	
Regular - LLAA	044473	6"	3/8" to 1-3/8"	0.45	
External Access Kit (EAK) - LLB	044471	N/A	N/A	0.20	



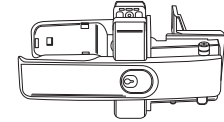
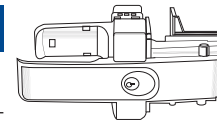
LokkLatch® Key Deluxe / Operates and locks from both sides of gate • Includes EAK

DESCRIPTION	PART NO. BLACK	MAX. POST SIZE	GATE GAP RANGE	WEIGHT EA.	NOTES
Uses Unique Key - LLDAB-K	108912	6"	5/8" to 1-1/2"	1.50	
Uses Standard D&D Key - LLDAB-KSA	044487	6"	5/8" to 1-1/2"	1.32	



LokkLatch® Magnetic / Operates and locks from both sides of gate

DESCRIPTION	PART NO.	POST SIZE RANGE	GATE GAP RANGE	IDEAL GATE GAP	WEIGHT EA.	NOTES
Black Finish - LLMKABT	009092	1-1/2" to 6"	3/8" to 1-1/4"	3/4"	1.92	
Satin Finish - LLMKAST	009094	1-1/2" to 6"	3/8" to 1-1/4"	3/4"	1.92	



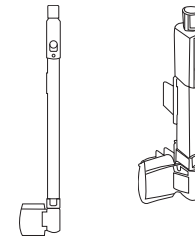
LokkLatch® Gate Handle / Fits right or left hand openings

DESCRIPTION	PART NO. BLACK	WEIGHT EA.	NOTES
Gate Handle - LL3GH	044476	0.12	



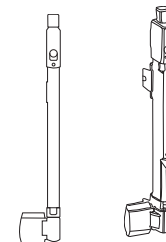
MagnaLatch® Series 3 / 6 pin re-keyable security lock

DESCRIPTION	PART NO. BLACK	MIN. GATE HEIGHT	GATE GAP RANGE	WEIGHT EA.	NOTES
Top Pull - ML3TPKA	009449	48"	1/2" to 1-1/2"	1.71	
Vertical Pull - ML3VPKA	009450	60"	1/2" to 1-1/2"	1.38	



MagnaLatch® Alert / Visual and audible alarm when gate is unlatched, 6 pin re-keyable security lock

DESCRIPTION	PART NO. BLACK	MIN. GATE HEIGHT	GATE GAP RANGE	WEIGHT EA.	NOTES
Top Pull - ML3ATPKA	010037	48"	1/2" to 1-1/2"	2.02	
Vertical Pull - ML3AVPKA	010038	60"	1/2" to 1-1/2"	1.62	



Q-Bolt Drop Rod / Padlockable, Padlock not included

DESCRIPTION	PART NO. BLACK	WEIGHT EA.	NOTES
24" H - QB124	424B00	2.60	
40" H - QB140	007951	4.96	



Temporary Panels

Pages SP-1 to SP-2

Windscreen

Page SP-3

Barricades

Page SP-4

Access Controls

Pages SP-5 to SP-16

Guard Rails

Page SP-17

Wire Rope

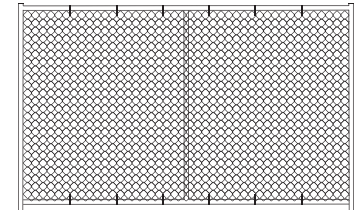
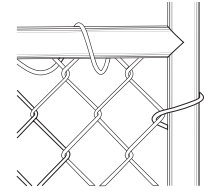
Page SP-18

E-Z Rail Fittings

Pages SP-19 to SP-20

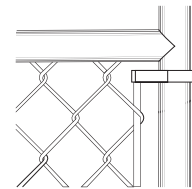
Laced 1-3/8" Frame Vertical Support

DESCRIPTION	PART NO.	BUNDLE QTY/ SKID QTY	WEIGHT EA.	NOTES
10'W x 6'H	071075	10 / 70	53.50	
12'W x 6'H	071076	10 / 70	59.40	
14'W x 6'H	070949	10 / 70	57.17	
10'W x 6'H +1 row of barb wire	071061	10 / 70	49.72	
12'W x 6'H with 6" legs	012683	10 / 70	60.00	



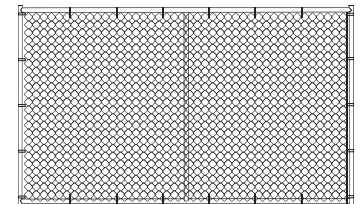
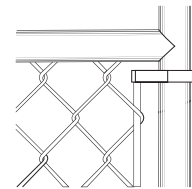
Laced 1-3/8" Frame with Cross Support

DESCRIPTION	PART NO.	BUNDLE QTY/ SKID QTY	WEIGHT EA.	NOTES
10'W x 6' HT-Brace	071079	10 / 70	53.46	
12'W x 6' HT-Brace	071080	10 / 70	59.40	



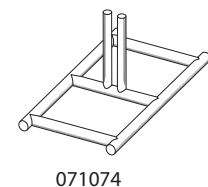
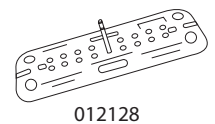
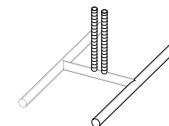
Hardware 1-3/8" Frame Vertical Support

DESCRIPTION	PART NO.	BUNDLE QTY/ SKID QTY	WEIGHT EA.	NOTES
10'W x 6'H	071077	10 / 70	52.00	
12'W x 6'H	071078	10 / 70	58.00	
10'W x 8'H	071053	10 / 70	68.00	



Stands for 1-3/8" Frame

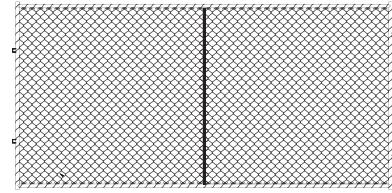
DESCRIPTION	PART NO.	WEIGHT EA.	NOTES
H Frame with rebar stubs	071060	7.00	
Closed Frame 16" x 36" with tall 3/4" rebar stub	829V00	7.00	
H Frame with tall 3/4" rebar stub	541Y00	11.02	
OxStand 12" x 36" base	012128	7.50	
Closed Frame with pipe stubs	071074	9.70	



Temporary Panels • 2-3/8" Diamond • 11-1/2 ga Fabric • 16 ga Frame

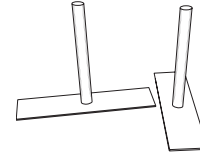
Laced 1-3/8" Frame Vertical Support with Rings

DESCRIPTION	PART NO.	BUNDLE QTY/ SKID QTY	WEIGHT EA.	NOTES
12'W x 6'H with rings	625U00	10 / 70	66.80	
14'W x 6'H with rings	343U00	10 / 70	72.70	



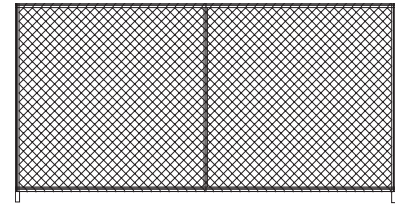
Stand for Ring Panels

DESCRIPTION	PART NO.	WEIGHT EA.	NOTES
6" x 24" Flat Stand with 18" upright - Orange	071086	7.00	



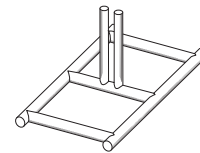
Laced 1-5/8" Frame Vertical Support

DESCRIPTION	PART NO.	BUNDLE QTY/ SKID QTY	WEIGHT EA.	NOTES
10'W x 6'H	010495	10 / 70	65.90	
12'W x 6'H	010496	10 / 70	76.00	
10'W x 6'H with 6" legs	307Y00	10 / 70	66.00	



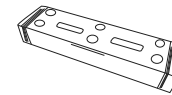
Stand for 1-5/8" Frame

DESCRIPTION	PART NO.	WEIGHT EA.	NOTES
Closed Frame with pipe stubs	010497	12.10	



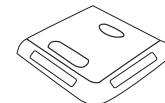
Stands for 6" Leg Panels

DESCRIPTION	PART NO.	WEIGHT EA.	NOTES
Ox Block for 1-3/8" - Black	012694	53.00	
Ox Block for 1-5/8" - Black	012693	53.00	



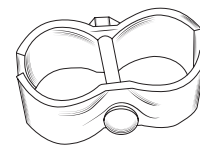
Base Weight For Stands

DESCRIPTION	PART NO.	WEIGHT EA.	NOTES
Big Foot 22" L x 24" W	012527	33.00	




Panel Clamps / Pressed Steel - Galvanized • 3/8" spacing between posts

DESCRIPTION	PART NO.	WEIGHT EA.	NOTES
1-3/8" x 1-3/8"	015516	0.50	
Use 3/8" x 2-1/4" Carriage Bolt – Pt. #010707			
1-5/8" x 1-5/8"	015517	0.50	
Use 3/8" x 2-1/2" Carriage Bolt – Pt. #010708			




Dark Green / Re-enforced binding all 4 sides • Grommets 24" spacing • 85% sunblock

DESCRIPTION	PART NO.	WEIGHT RL.	NOTES
5' 8" x 50'	148F00	10.00	
5' 8" x 150'	011482	39.00	
7' 8" x 50'	149F00	12.00	



Black / Re-enforced binding all 4 sides • Grommets 24" spacing • 85% sunblock

DESCRIPTION	PART NO.	WEIGHT RL.	NOTES
5' 8" x 50'	008842	10.00	
5' 8" x 150'	011483	39.00	
7' 8" x 50'	008843	12.00	



Blue / Re-enforced binding all 4 sides • Grommets 24" spacing • 85% sunblock

DESCRIPTION	PART NO.	WEIGHT RL.	NOTES
5' 8" x 50'	071X00	10.00	

Beige / Re-enforced binding all 4 sides • Grommets 24" spacing • 88% sunblock

DESCRIPTION	PART NO.	WEIGHT RL.	NOTES
5' 8" x 50'	972V00	10.00	

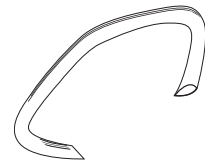
Zip Ties

DESCRIPTION	PART NO.	BAG QTY	WEIGHT EA	NOTES
50 lb. strength - Black	005965	100	0.29	



Hog Rings / Aluminum

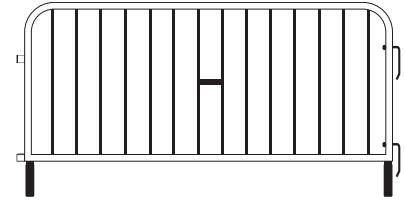
DESCRIPTION	PART NO.	QTY PER LB.	CASE WEIGHT	NOTES
9 ga.	023621	264	10.00	



Barricades

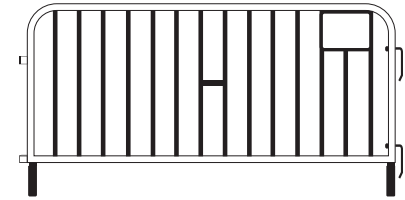
Light Duty / 1-1/2" OD Frame, 19 gauge with 15 bars .050" OD x 22 gauge

DESCRIPTION	PART NO.	BUNDLE QTY/ SKID QTY	WEIGHT EA.	NOTES
42" H x 90" L	011539	60	33.00	



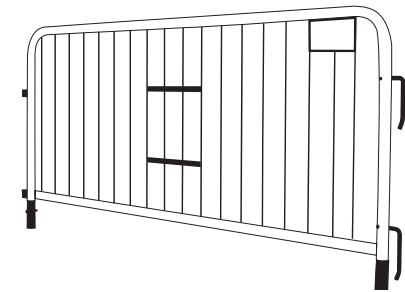
Heavy Duty / 1-5/8" OD Frame x .065" with 18 bars of 3/4" x 16 gauge

DESCRIPTION	PART NO.	BUNDLE QTY/ SKID QTY	WEIGHT EA.	NOTES
42" H x 90" L	011540	60	55.00	



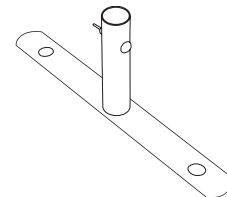
Heavy Duty / 1-5/8" OD Frame x .065" with 18 bars of 3/4" x 16 gauge

DESCRIPTION	PART NO.	BUNDLE QTY/ SKID QTY	WEIGHT EA.	NOTES
72" H x 90" L	011541	38	78.00	



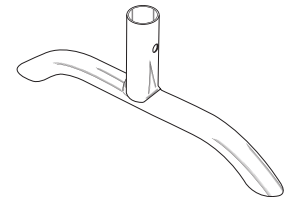
T-Stand with Bolt and Pin

DESCRIPTION	PART NO.	WEIGHT EA.	NOTES
21" L x 8-1/2" H	011542	6.00	



Y Stand with Bolt & Pin

DESCRIPTION	PART NO.	WEIGHT EA.	NOTES
21" L x 8-1/2" H	011543	6.00	



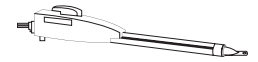
Wheel Stand with Bolt & Pin

DESCRIPTION	PART NO.	WEIGHT EA.	NOTES
6-1/4" H	011544	3.00	

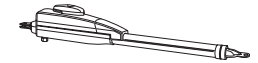


LA400 Residential Swing Gate Linear Actuator

DESCRIPTION	PART NO.	LIFTMASTER PART NO.	GATE LIMIT / CYCLES PER DAY	WEIGHT EA.
24V DC Linear Actuator	010517	LA400PKGU	16 ft Length or up to 850 lbs / 100 cycles per day	51.00
Second Swing Arm for LA400	009593	LA400DCS	—	24.00



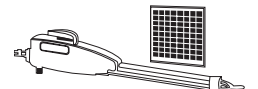
010517



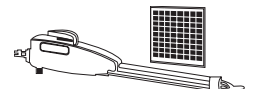
009593

LA412 Residential Swing Gate Linear Actuator

DESCRIPTION	PART NO.	LIFTMASTER PART NO.	GATE LIMIT / CYCLES PER DAY	WEIGHT EA.
12V DC Solar Linear Actuator	010524	LA412PKGU	16 ft Length or up to 850 lbs / See solar daily cycle rate	52.00
Second Swing Arm for LA412	009595	LA412DCS	—	12.56



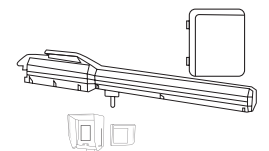
010524



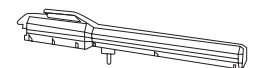
009595

LA500 Residential/Light Commercial Swing Gate Linear Actuator


DESCRIPTION	PART NO.	LIFTMASTER PART NO.	GATE LIMIT / CYCLES PER DAY	WEIGHT EA.
24V DC Linear Actuator	860X00	LA500PKGU	18 ft Length or up to 1,600 lbs / 300 cycles per day	78.00
Second Swing Arm for LA500	927W00	LA500DCS	—	35.00
20W Solar Conversion Kit (Panel & Harness)	631Y00	210W	—	74.00



860X00



927W00

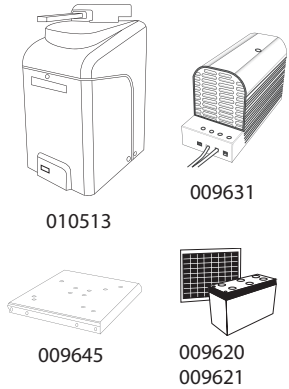


631Y00

All LiftMaster gate operators include one set of LMMRU photo eyes and built in Security+ 2.0 on-board receiver

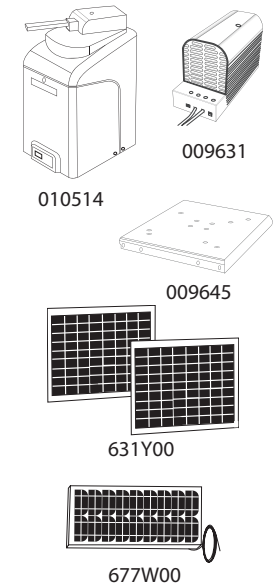
RSW12U Residential / Light Commercial Swing Gate Operator

DESCRIPTION	PART NO.	LIFTMASTER PART NO.	GATE LIMIT / CYCLES PER HOUR	WEIGHT EA.
12V DC Swing Gate Operator	010513	RSW12U	16 ft Length or up to 1000 lbs / 250 cycles per day	179.00
Heater unit for RSW12U	009631	HTR	—	3.50
Mounting plate for post mount	009645	MPEL	—	40.10
12V Solar Kit 7Ah	009620	20W7A	—	15.00
12V Solar Kit 33Ah	009621	20W33A	—	34.00



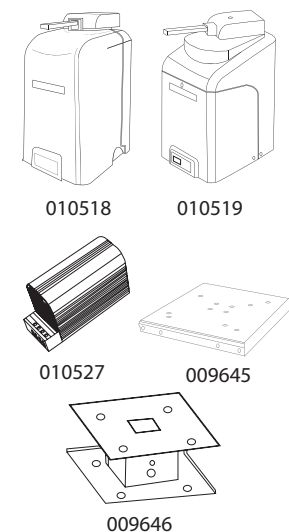
CSW24U High-Traffic Commercial Swing Gate Operator

DESCRIPTION	PART NO.	MODEL PART NO.	GATE LIMIT / CYCLES PER HOUR	WEIGHT EA.
24V DC Swing Gate Operator	010514	CSW24U	18 ft Length or up to 1,600 lbs / Continuous	203.00
Heater unit for CSW24U	009631	HTR	—	3.50
Mounting plate for post mounting	009645	MPEL	—	40.10
20W Solar Conversion Kit (Panel & Harness)	631Y00	210W	—	74.00
Heavy Duty 20W Solar Conversion Kit (Panel, 33Ah battery, & Harness)	677W00	40W33A	—	67.00



CSW200W AC High-Traffic Commercial Swing Gate Operators

DESCRIPTION	PART NO.	MODEL PART NO.	GATE LIMIT / CYCLES PER HOUR	WEIGHT EA.
110V Swing Gate Operator - 1/2HP	010518	CSW200501U	18 ft Length or up to 1,600 lbs / Continuous	170.00
110V Swing Gate Operator - 1 HP	010519	CSW200101U	22 ft Length or up to 2,000 lbs / Continuous	170.00
Heater Kit for CSW200W	010527	HTRNB	—	3.50
Mounting plate for post mounting	009645	MPEL	—	40.10
Steel stand for mounting on concrete	009646	MSEL	—	44.75



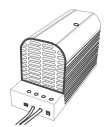
All LiftMaster gate operators include one set of LMMRU photo eyes and built in Security+ 2.0 on-board receiver

RSL12U Residential / Light Commercial Slide Gate Operator

DESCRIPTION	PART NO.	MODEL PART NO.	GATE LIMIT / CYCLES PER DAY	WEIGHT EA.
12V DC Slide Gate Operator	010520	RSL12U	25 ft Length or up to 800 lbs / 120 per day	105.50
Heater unit for RSL12U	009631	HTR	—	3.50
Additional #41 Chain 10' L with Master Link	876W00	1941240D	—	5.00
Mounting plate for post mounting	009645	MPEL	—	40.10
12V Solar Kit 7Ah	009620	20W7A	—	15.00
12V Solar Kit 33Ah	009621	20W33A	—	34.00



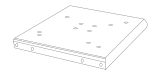
010520



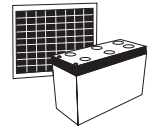
009631



876W00



009645



009620
009621

CSL24U High-Traffic Commercial Slide Gate Operator

DESCRIPTION	PART NO.	MODEL PART NO.	GATE LIMIT / CYCLES PER HOUR	WEIGHT EA.
24V DC Slide Gate Operator	010521	CSL24U	50 ft Length or up to 1,500 lbs / Continuous	139.40
Heater unit for CLS24U	009631	HTR	—	3.50
Additional #41 Chain 10' L with Master Link	876W00	1941240D	—	5.00
Mounting plate for post mounting	009645	MPEL	—	40.10
20W Solar Conversion Kit (Panel & Harness)	631Y00	210W	—	74.00
Heavy Duty 20W Solar Conversion Kit (Panel, 33Ah battery, & Harness)	677W00	40W33A	—	67.00



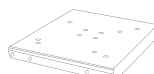
010521




009631



876W00



009645



631Y00

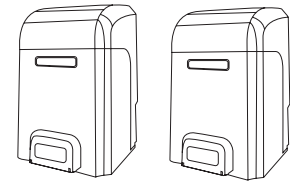


677W00

All LiftMaster gate operators include one set of LMMRU photo eyes and built in Security+ 2.0 on-board receiver

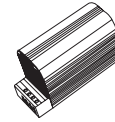
SL3000 AC High-Traffic Commercial Slide Gate Operators

DESCRIPTION	PART NO.	MODEL PART NO.	GATE LIMIT / CYCLES PER HOUR	WEIGHT EA.
110V Slide Gate Operator - 1/2HP	010522	SL3000501U	37 ft Length or up to 1,000 lbs / Continuous	135.80
110V Slide Gate Operator - 1 HP	010523	SL3000101U	37 ft Length or up to 2,000 lbs / Continuous	135.80
Heater Kit for SL3000	010527	HTRNB	—	3.50
Additional #41 Chain - 10' L with Master Link	876W00	1941240D	—	5.00
Mounting plate for post mounting	009645	MPEL	—	40.10
Steel stand for mounting on concrete	009646	MSEL	—	44.75



010522

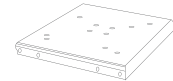
010523



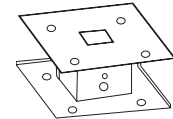
010527



876W00



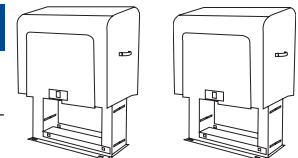
009645



009646

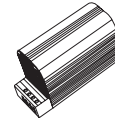
SL585 AC Heavy Duty Industrial Slide Gate Operators

DESCRIPTION	PART NO.	MODEL PART NO.	GATE LIMIT / CYCLES PER HOUR	WEIGHT EA.
115-230V AC Slide Gate Operator 1/2HP	010525	SL585501U	45 ft Length or up to 1,000 lbs / 20 per hour	223.30
115-230V AC Slide Gate Operator 1 HP	010526	SL585101U	70 ft Length or up to 1,600 lbs / 20 per hour	250.00
Heater Kit for SL585	010527	HTRNB	—	3.50
Additional #50 Chain - 25' L with Master Link	080125	G193025	—	19.00



010525

010526



010527

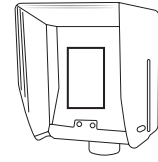


080125


All LiftMaster gate operators include one set of LMMRU photo eyes and built in Security+ 2.0 on-board receiver

Photo Eyes

DESCRIPTION	PART NO.	MODEL PART NO.	WEIGHT EA.	NOTES
Reflective 50' maximum sensing distance	306Y00	LMRRU	3.30	
Thru Beam 90' maximum sensing distance	924X00	LMBTU	7.00	



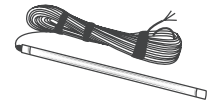
306Y00



924X00

Sensing Probe

DESCRIPTION	PART NO.	MODEL PART NO.	WEIGHT EA.	NOTES
Sensing Probe - 100' cable (6 - 31V AC or 10 - 40V DC)	009641	CP3	4.00	



009641

All LiftMaster gate operators include one set of LMRRU photo eyes and built in Security+ 2.0 on-board receiver

Access Controls • LiftMaster

Loop Detector

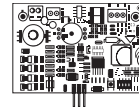
DESCRIPTION	PART NO.	MODEL PART NO.	WEIGHT EA.	NOTES
Plug-in Loop Detector (12 - 24V DC)	009632	LOOPDETLM	0.10	

If adding Loop Detectors (LOOPDETLM) to the LA400, LA412, RSW12U, or RSL12U, the following is required per unit:

Expansion Board for LA400, LA412, RSW12U, RSL12U	181Y00	K1D8387-1CC	1.00	
--	--------	-------------	------	--



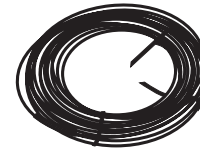
009632



181Y00

Saw-Cut Loop Wires / 50' lead in cable • 16 ga. XLPE in polyethylene jacket


DESCRIPTION	PART NO.	MODEL PART NO.	WEIGHT EA.	NOTES
Preformed Loop 4' x 8'	009635	PL48S50	2.90	
Preformed Loop 6' x 12'	009636	PL612S50	3.30	



009635
009636

Pave-Over Loop Wires / 40' lead in cable • 14 ga. solid UL 493 wire

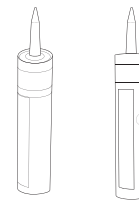
DESCRIPTION	PART NO.	MODEL PART NO.	WEIGHT EA.	NOTES
Preformed 4' x 8'	012685	PL48P40	0.00	
Preformed 6' x 12'	524Y00	PL612P40	4.82	



012685
524Y00

Sealants / For Loop Wire

DESCRIPTION	PART NO.	MODEL PART NO.	WEIGHT EA.	NOTES
Asphalt Sealant	009639	LSBLK	2.20	
Concrete Sealant	009640	LSGRY	2.17	

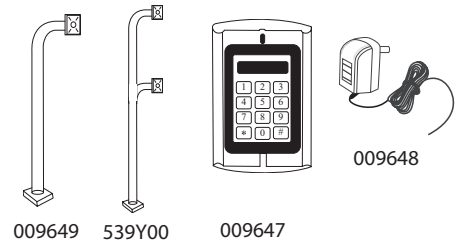


009639 009640

Keypads

DESCRIPTION	PART NO.	MODEL PART NO.	WEIGHT EA.	NOTES
Pedestal 42" H	009649	PED42	17.20	
Dual Pedestal 42" H and 72" H	539Y00	PED4272	34.00	
Keypad and Proximity Card Reader	009647	KPR2000	1.55	
Power Supply for KPR2000	009648	PS12D2A	0.30	
Wireless Keyless Entry System*	977V00	877MAX	0.40	
Wireless Keypad 5 Code*	931W00	KPW5	3.00	
Wireless Keypad 250 Code*	389X00	KPW250	2.00	

* Compatible with Security+ 2.0



Remotes & Accessories / All remotes are compatible with Security+ 2.0

DESCRIPTION	PART NO.	MODEL PART NO.	WEIGHT EA.	NOTES
1 Button Remote - DIP style	009652	811LM	0.10	
1 Button Remote	000V96	891LM	0.10	
2 Button Learning Remote	009650	892LT	0.10	
2 Button Universal Remote	009653	375UT	0.10	
3 Button Remote	009651	893MAX	0.10	
MyQ Internet Gateway	009654	828LM	0.45	
MyQ Door/Gate Monitor	009655	829LM	0.60	



Maglocks / Includes hardware

DESCRIPTION	PART NO.	MODEL PART NO.	WEIGHT EA.	NOTES
Magnetic Gate Lock 12/24V DC	009644	MG1300	17.97	



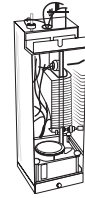
All LiftMaster gate operators include one set of LMMRU photo eyes and built in security+2.0 on board receiver

6524 Commercial Swing Gate Operator

DESCRIPTION	PART NO.	MODEL PART NO.	GATE LIMIT / CYCLES PER HOUR	WEIGHT EA.
115V AC Swing Gate Operator - 1/2 HP	009665	6524-080	16 ft Length or up to 800 lbs / Continuous Duty	170.00
Heater Kit 115V AC for 6524	009666	6500-480	—	9.00



009665




009666

9024 Residential Slide Gate Operator

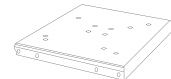
DESCRIPTION	PART NO.	MODEL PART NO.	GATE LIMIT / CYCLES PER HOUR	WEIGHT EA.
24V DC Slide Gate Operator - 1/2 HP	009667	9024-080	40 ft Length or up to 1,000 lbs / Continuous Duty	150.00
115V AC Heater Kit for 9024	009668	1601-154	—	6.00
Post Mount Kit for 9024	009669	9000-015	—	47.00
#40 Chain – 20' L	009675	2600-442	—	9.00
#40 Master Link	009676	2600-482	—	1.00
Chain Tray	009677	2601-270	—	42.00



009667



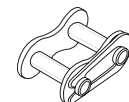
009668



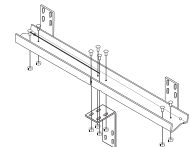
009669



009675



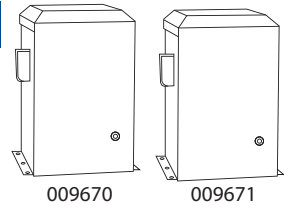
009676



009677

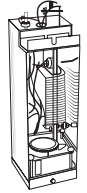
9150 Commercial Slide Gate Operators

DESCRIPTION	PART NO.	MODEL PART NO.	GATE LIMIT / CYCLES PER HOUR	WEIGHT EA.
115V AC Slide Gate Operator-1/2 HP	009670	9150-084	30 ft Length or up to 1,000 lbs / Continuous Duty	121.00
115V AC Slide Gate Operator - 1 HP	009671	9150-080	45 ft Length or up to 1,500 lbs / Continuous Duty	144.00
115V AC Heater Kit for 9150	009668	1601-154	—	6.00
Mounting Base Plate for 9150	009672	2600-495	—	18.00
#40 Chain – 20' L	009675	2600-442	—	9.00
#40 Master Link	009676	2600-482	—	1.00
Chain Tray	009677	2601-270	—	42.00

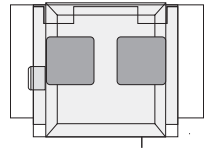


009670

009671



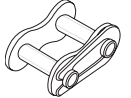
009668



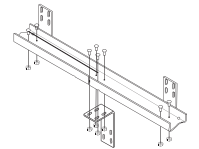
009672



009675



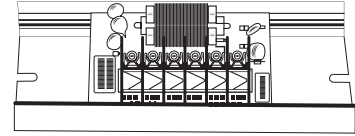
009676




009677

Surge Protection

DESCRIPTION	PART NO.	MODEL PART NO.	WEIGHT EA.	NOTES
Low Voltage (24 - 20V AC)	009682	1878-010	1.00	
High Voltage (110 - 120V AC)	009681	1879-080	1.00	



009682



009681

Primary/Secondary Cables / For Dual Slide Gates and Bi-Parting Gates

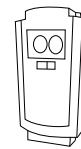
DESCRIPTION	PART NO.	MODEL PART NO.	WEIGHT EA.	NOTES
30 ft. roll	009678	2600-755	6.00	
40 ft. roll	009679	2600-756	8.00	
50 ft. roll	009680	2600-757	10.00	



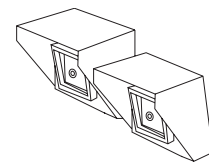
009678
009679
009680

Photo Eyes / 12 - 24 VAC/6 - 35 VDC

DESCRIPTION	PART NO.	MODEL PART NO.	WEIGHT EA.	NOTES
Reflective 60' maximum sensing distance	012689	8080-053	0.70	
Thru Beam 115' maximum sensing distance	012688	8080-052	1.40	



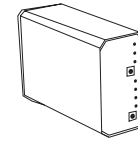
012689



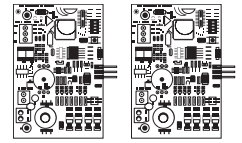
012688

Loop Detectors

DESCRIPTION	PART NO.	MODEL PART NO.	WEIGHT EA.	NOTES
Single Channel with Auxiliary Relay	009693	9411-010	1.00	
Single Channel	009694	9410-010	1.00	
Two Channel	009695	9409-010	1.00	
Carlos Gavazzi 24V AC/DC with two leads	009696	9402-044	1.00	
Wire Harness for 9402-044	009697	9402-061	1.00	



009693



009694

009695



009696



009697

Loop Wire / 24' circumference with 50' lead in cable

DESCRIPTION	PART NO.	MODEL PART NO.	WEIGHT EA.	NOTES
Blue Loop Wire/PLIOVIC Tube	009698	9401-060	4.00	
Black Loop Wire/PLIOVIC Tube	009699	9401-061	4.00	
Red Loop Wire/PLIOVIC Tube	009705	9401-062	4.00	



009698

009699

009705

Sealants / For loop wire

DESCRIPTION	PART NO.	MODEL PART NO.	WEIGHT EA.	NOTES
Asphalt Sealant	009706	2600-771	2.00	
Concrete Sealant	009707	2600-772	2.00	



009706




009707

Access Controls • DoorKing

Keypads


DESCRIPTION	PART NO.	MODEL PART NO.	WEIGHT EA.	NOTES
Keypad 400 Code	009719	1515-080	5.00	
43" Pad Mount for Keypad	009720	1200-045	23.00	
In-Ground Post Mount for Keypad 65-1/2" total length	009721	1200-046	25.00	



009719



009720



009721

Receivers and Remotes

DESCRIPTION	PART NO.	MODEL PART NO.	WEIGHT EA.	NOTES
MicroCLIK® Receiver 50 Code	009708	8057-081	1.00	
MicroCLIK® 1 Button Remote	009709	8066-080	0.10	
MicroCLIK® 3 Button Remote	009710	8068-080	0.10	
MicroPLUS® Receiver 250 Code	009711	8054-083	0.72	
MicroPLUS® 1 Button Remote	009714	8069-080	0.10	
MicroPLUS® 3 Button Remote	009715	8071-080	0.10	
MicroCLIK®/MicroPLUS® Receiver	009712	8040-080	1.00	
Coax Antenna Kit w/ 15' coax cable	009716	1514-073	2.00	
Lockable Metal Outdoor Box for all DoorKing receivers	009717	8057-110	7.00	



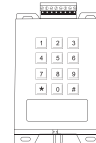
009708



009709



009710



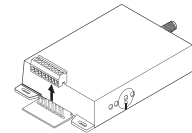
009711



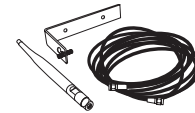
009714



009715



009712



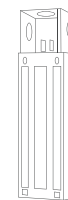
009716



009717

Maglocks / Includes hardware

DESCRIPTION	PART NO.	MODEL PART NO.	WEIGHT EA.	NOTES
Magnetic Gate Lock 12/24V DC	009722	1216-080	15.00	



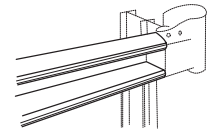
009722

Guard Rails / Galvanized - Steel • 12 ga

DESCRIPTION	PART NO.	WEIGHT EA.	NOTES
12' 6" Rail W-Beam	034870	96.00	
12' 6" Thrie-Beam Rail	034872	156.00	

NOTE: Requires 8 splice bolt per rail (sold separately).


NOTE: Center punching at 6' 3" O.C.



Guard Rail I-Beam Posts / Galvanized - Steel

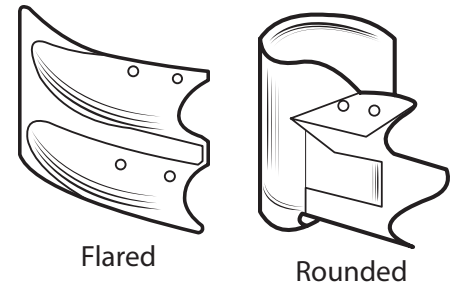
DESCRIPTION	PART NO.	WEIGHT EA.	NOTES
4" x 6" x 5'	034876	48.00	
4" x 6" x 5'9"	034878	53.00	
4" x 6" x 6'9"	034879	60.00	

NOTE: Requires one bolt per post (sold separately).



Guard Rail Terminal Sections / Galvanized - Steel

DESCRIPTION	PART NO.	WEIGHT EA.	NOTES
Flared Wing	034886	20.00	
Rounded Wing	034884	20.00	
Buffer Wing	034888	30.00	

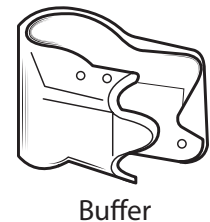


Flared

Rounded

Guard Rail Accessories

DESCRIPTION	PART NO.	WEIGHT EA.	NOTES
5/8" x 1-1/4" Splice Bolt	034890	0.25	
5/8" x 2" Post Bolt	034891	0.35	
Rectangular Washer	034881	0.20	
5/8" Drive Nut	034882	0.20	
5/8" x 1-1/2" Block Bolt - Hex	034883	0.35	
6" x 4" x 14" Block	034880	14.00	



Buffer

Wood Guard Rails

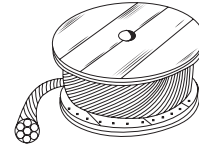
DESCRIPTION	PART NO.	WEIGHT EA.	NOTES
6" x 8" x 5' 4" CCA Treated Post	050702	74.66	
6" x 8" x 6' CCA Treated Post	050649	84.00	
4" x 10" x 16' CCA Treated	050648	186.66	



Wire Rope

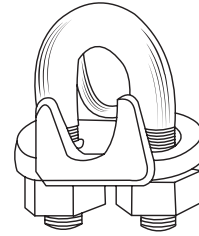
Wire Rope / Galvanized - Steel - Class A

DESCRIPTION	PART NO.	PER REEL	REEL WEIGHT	NOTES
3/8" 1 x 7 Common, .85 Zinc Coating	023448	500'	136.00	



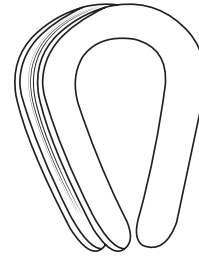
Wire Rope Clips / Heavy Duty - Galvanized - Steel

DESCRIPTION	PART NO.	PER CNT	WEIGHT EA.	NOTES
5/16" Clips Forged Steel	023454	25	0.34	



Wire Rope Thimbles / Heavy Duty - Galvanized - Steel

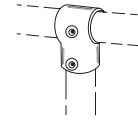
DESCRIPTION	PART NO.	PER CNT	WEIGHT EA.	NOTES
5/16" Thimble	023450	50	0.05	



Typical applications: overhead support, structural support, tensioning • Additional size, construction, material on special quotation

E-Z Rail Fittings, Single Tee / Malleable Iron - Galvanized

DESCRIPTION	PART NO.	PER CASE	WEIGHT EA.	NOTES
1-5/8	023355	25	0.88	
1-7/8	023357	25	1.17	



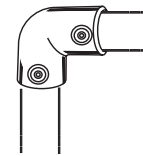
E-Z Rail Fittings, Straight Couplings / Malleable Iron - Galvanized

DESCRIPTION	PART NO.	PER CASE	WEIGHT EA.	NOTES
1-5/8	023359	20	1.21	
1-7/8	023361	20	1.41	



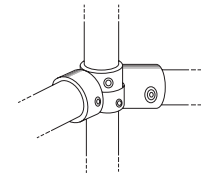
E-Z Rail Fittings, 90° Elbows / Malleable Iron - Galvanized

DESCRIPTION	PART NO.	PER CASE	WEIGHT EA.	NOTES
1-5/8	023363	20	1.21	
1-7/8	023365	20	1.41	



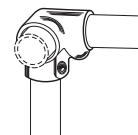
E-Z Rail Fittings, Adjustable Side Outlets / Malleable Iron - Galvanized

DESCRIPTION	PART NO.	PER CASE	WEIGHT EA.	NOTES
1-5/8	023367	15	1.81	
1-7/8	023369	10	2.60	



E-Z Rail Fittings, Side Outlet Elbows / Malleable Iron - Galvanized

DESCRIPTION	PART NO.	PER CASE	WEIGHT EA.	NOTES
1-5/8	023371	10	1.87	
1-7/8	023373	10	1.98	

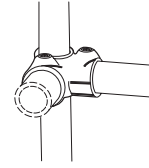


Can be used to build railings, racks, awning frames • No welding or drilling • 100% reusable • Set of screws are included

E-Z Rail Fittings

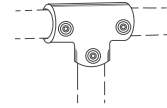
E-Z Rail Fittings, Side Outlet Tee / Malleable Iron - Galvanized

DESCRIPTION	PART NO.	PER CASE	WEIGHT EA.	NOTES
1-5/8	023375	20	1.21	
1-7/8	023377	10	1.54	



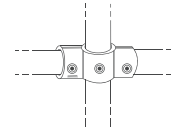
E-Z Rail Fittings, Deluxe Tee / Malleable Iron - Galvanized

DESCRIPTION	PART NO.	PER CASE	WEIGHT EA.	NOTES
1-5/8	023379	20	1.98	
1-7/8	023381	10	2.32	



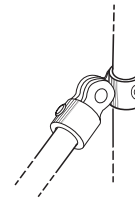
E-Z Rail Fittings, Cross / Malleable Iron - Galvanized

DESCRIPTION	PART NO.	PER CASE	WEIGHT EA.	NOTES
1-5/8	023383	20	1.26	
1-7/8	023385	10	1.92	



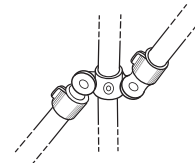
E-Z Rail Fittings, Single Swivel / Malleable Iron - Galvanized

DESCRIPTION	PART NO.	PER CASE	WEIGHT EA.	NOTES
1-5/8	023387	20	1.61	



E-Z Rail Fittings, Double Swivel / Malleable Iron - Galvanized

DESCRIPTION	PART NO.	PER CASE	WEIGHT EA.	NOTES
1-5/8	023389	10	2.84	



Can be used to build railings, racks, awning frames • No welding or drilling • 100% reusable • Set of screws are included

NOTES

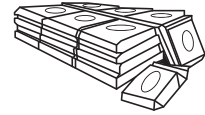
NOTES

NOTES

NOTES

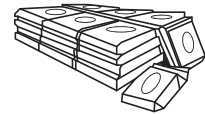
Portland Cement

DESCRIPTION	PART NO.	WEIGHT EA.	NOTES
47 lb.	018848	47.00	
94 lb.	018854	94.00	



Concrete Mix

DESCRIPTION	PART NO.	WEIGHT EA.	NOTES
50 lb.	455B00	50.00	
60 lb.	018852	60.00	
60 lb. 3500 PSI	007236	60.00	
80 lb	018853	80.00	
80 lb. Maximizer	018865	80.00	
90 lb. 3500 PSI	007237	90.00	




Concrete Mix - Fast Setting

DESCRIPTION	PART NO.	WEIGHT EA.	NOTES
Concrete Mix 50 lb. Fast Set	475J00	50.00	
Quik Rok 50 lb. pail	018855	50.00	
Quik Rok 50 lb. bag	006874	50.00	
Non-Shrink Grout 50 lb. Fast Set	018847	50.00	



Concrete Alternatives / Composite compound • No water required

DESCRIPTION	PART NO.	EQUATES TO	WEIGHT EA.	NOTES
QUIKSETPro Large - Q1000	N01061	Three 55lb bags of concrete	2.88	
Fast 2K Fence Post Backfill	862500	Two 50lb bags of concrete	1.90	

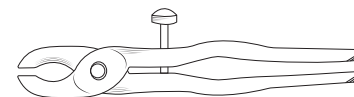


Hog Rings Pliers

DESCRIPTION	PART NO.	MODEL PART NO.	WEIGHT EA.	NOTES
Large Size, Spring Action	070004	—	0.75	
Seymour, Hill Wide Jaw	327B00	RR-HLM	0.60	



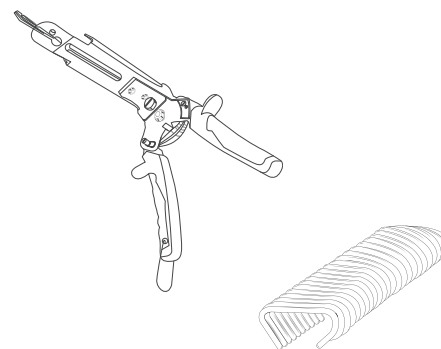
Large Size , Spring Action



Hill Wide Jaw

Hog Ring Pliers and Hog Rings - Malco / Pliers come with magazine

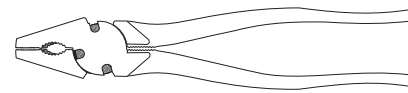
DESCRIPTION	PART NO.	MODEL PART NO.	WEIGHT EA.	NOTES
Hog Ring Plier for 1-3/16"	070113	HRP4	1.00	
14ga 1-3/16" Galv Hog Ring	070115	HR4	5.50	
Comm. Hog Ring Plier for 9 ga.	661C00	HRP5	2.90	
9ga 1-7/16" Galv Hog Ring	664C00	HRS5	6.00	
9ga 1-7/16" Alum Hog Ring	665C00	HRA5	2.00	



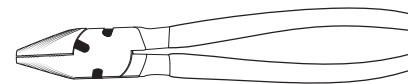
NOTE: Malco hog rings can only be used with Malco hog ring pliers.
Hog rings come in boxes of 500

Fence Pliers

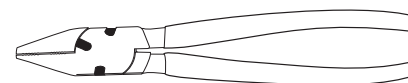
DESCRIPTION	PART NO.	MODEL PART NO.	WEIGHT EA.	NOTES
8" Round Nose - Malco	009226	FP1	1.25	
8" Button Nose - Crescent	070500	10008VN	0.90	
10" Steel Alligator	008833	—	1.30	
10" Round Nose - Malco	009223	FP2	1.35	
10" Button Nose - Crescent	070502	100010VN	1.60	
10" Round Nose Utica - Maasdam	070506	8090	1.25	
10" Square Nose Utica - Crescent	070509	100010DN	1.30	
10" Square Nose Pliers - Seymour	070513	41020 (2T-110)	2.00	
10" Round Nose Pliers - Seymour	070514	41021 (2T-120)	2.00	



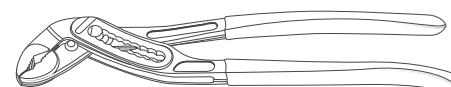
Button Nose



Round Nose



Square Nose

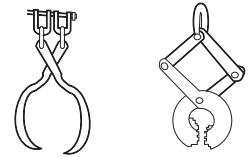


Alligator Plier

NOTE: Legacy model part numbers are in parentheses().

Post Pullers - Ozco

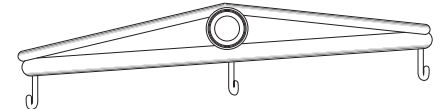
DESCRIPTION	PART NO.	MODEL PART NO.	WEIGHT EA.	NOTES
Plug Clamp for Post Puller	082500	50820	5.65	
Post Clamp for Post Puller	083500	50833	5.95	



Plug Clamp Post Clamp

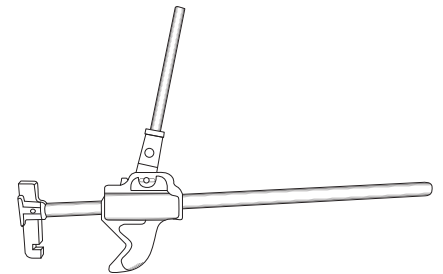
Fabric Stretcher Bar - Residential

DESCRIPTION	PART NO.	WEIGHT EA.	NOTES
36" Wide 3-Hook Stretcher Bar	070032	5.33	



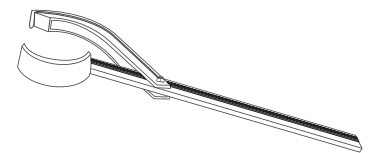
Pul-Jak / Over 1000# pull capacity • Heat Treated Malleable Iron with Alloy Steel Rod

DESCRIPTION	PART NO.	MODEL PART NO.	WEIGHT EA.	NOTES
30" Steel Rod	070031	A 2 1/2	8.00	
48" Steel Rod	006077	A 4	9.75	
Repair Kit	070029	P-122	0.75	



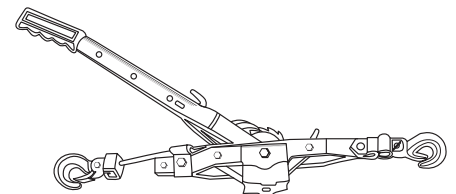
Short Stretch Tools

DESCRIPTION	PART NO.	WEIGHT EA.	NOTES
2-3/8" Gate Stretcher	070034	4.00	



Power Pullers - Maasdam

DESCRIPTION	PART NO.	MODEL PART NO.	WEIGHT EA.	NOTES
1000 lb. load Strap Power Puller	006817	WS-1	8.00	
2000 lb. load Cable Power Puller	070011	144S-6	7.40	
4000 lb. load Cable Power Puller	070012	144SB-6	8.80	
Fence Stretcher for 1-3/8" to 4" posts	088L00	8060	2.00	

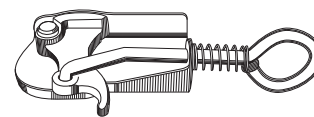


REPLACEMENT PARTS

12' Cable for Power Puller	070013	9700BX	0.63	
----------------------------	--------	--------	------	--

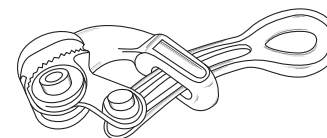
Wire Grip - Maasdam / Malleable Iron • For smooth and barb wire

DESCRIPTION	PART NO.	MODEL PART NO.	WEIGHT EA.	NOTES
1000 lb. load 5/32" - 5/16" diameter	070026	8050-10	1.00	



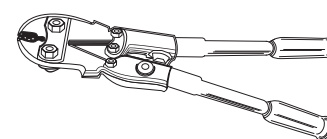
Wire Grip - Klein Havens / For smooth wire

DESCRIPTION	PART NO.	MODEL PART NO.	WEIGHT EA.	NOTES
2500 lb. load 1/16" - 3/16" diameter	070022	1604-10	1.00	



Wire Splicing Tool - Nicopress

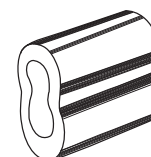
DESCRIPTION	PART NO.	MODEL PART NO.	WEIGHT EA.	NOTES
Nicopress	070001	64-2345	5.00	



NOTE: This tool fits all sizes of sleeves shown below.

Splicing Sleeves - Nicopress / Zinc Plated Copper

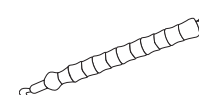
DESCRIPTION	PART NO.	MODEL PART NO.	WEIGHT EA.	NOTES
For smooth wire gauges: 12-1/2	070005	FW-2-3	0.75	
For smooth wire gauges: 10 and 11 For barb wire gauges: 14	070006	FW-3-4	1.75	
For smooth wire gauges: 9 For barb wire gauges: 12-1/2 and 13-1/2	070007	FW-4-5	2.50	



NOTE: Sleeves sold only in full cartons of 100. Other sizes of sleeves available upon request.

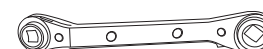
Wire Twist Tie Tool

DESCRIPTION	PART NO.	WEIGHT EA.	NOTES
Twist Tie Tool for obstacle tape	966V00	5.00	



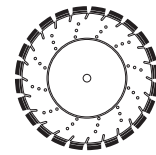
Wrench - Malco / For 1/2" and 9/16" hex fasteners

DESCRIPTION	PART NO.	MODEL PART NO.	WEIGHT EA.	NOTES
25° Offset Ratchet Wrench	177Y00	RRW6	5.00	



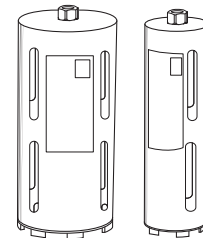
Saw Blade - Grip Rite / 1" - 20 mm arbor • 10 mm rim height

DESCRIPTION	PART NO.	MODEL PART NO.	WEIGHT EA.	NOTES
14" Combo Diamond Saw Blade	008463	GRCOMBOP14	4.00	



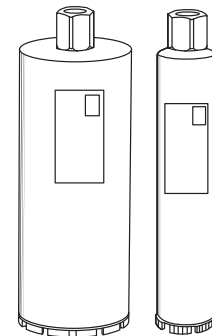
Dry Core Bits - Grip Rite / 10" barrel • 5/8" - 11 arbor thread • 7 mm rim height

DESCRIPTION	PART NO.	MODEL PART NO.	WEIGHT EA.	NOTES
3" x .118 x 5/8-11 Dry Core Bit	009037	GRCPB300D	3.34	
4" x .125 x 5/8-11 Dry Core Bit	009038	GRCPB400D	3.95	
6" x .125 x 5/8-11 Dry Core Bit	009039	GRCPB600D	7.45	



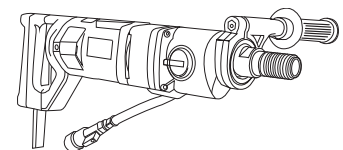
Wet Core Bits - Grip Rite / 14" barrel • 1-1/4" - 7 arbor thread • 8 mm rim height

DESCRIPTION	PART NO.	MODEL PART NO.	WEIGHT EA.	NOTES
2" x .155	434G00	GRCPB200W	6.00	
2-1/2" x .155	435G00	GRCPB212W	9.00	
3" x .155	436G00	GRCPB300W	14.00	
3-1/2" x .155	580L00	GRCPB312W	15.00	
4" x .155	437G00	GRCPB400W	18.00	
4-1/2" x .155	000L53	GRCPB412W	6.00	
5" x .155	853G00	GRCPB500W	12.00	
6" x .155	438G00	GRCPB600W	22.00	
8" x .165	581L00	GRCPB800W	26.00	
12" x .185	000V37	GRCPB1200W	40.00	



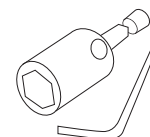
Drill - Cardi / For wet and dry usage • Up to 6" bit

DESCRIPTION	PART NO.	MODEL PART NO.	WEIGHT EA.	NOTES
Hand Held Drill 120V	890H00	T1 MU-EL	16.00	



Drill Attachment - Eazypower / Includes 1/4" Hex

DESCRIPTION	PART NO.	MODEL PART NO.	WEIGHT EA.	NOTES
One Way Screw Remover - size #12	017835	88246P	1.00	

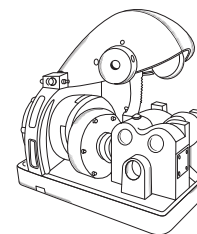


Collins Pipe Cutter

DESCRIPTION	PART NO.	MODEL PART NO.	WEIGHT EA.	NOTES
E-Z Cutter Model A - 115V, 2-3/4 HP	070049	#00032	120.00	
E-Z Cutter Model C - 115V, 2-3/4 HP	070067	#00033	125.00	
E-Z Cutter Model C - 230V, 3 HP	642K00	#00534	125.00	
Stationary Support	070058	#3405	3.00	
Foot Switch 115V	070050	#14330	8.00	
Cutting Wheel for Pipe	070052	#3221	0.75	
Feed Wheel Hub	549C00	#3216	0.75	
Set Screw Wheel Hub	550C00	#H-201	0.25	
Roller Support - ball bearing type	070057	#13206	4.00	
Rack & Pinion Gear Conversion Kit	070055	#3444	2.00	
Replacement Brush Set (qty 6)	070059	#1340	0.11	
Roller Guide for Rack & Pinion	002360	#3441	0.50	

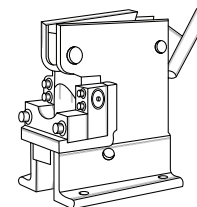
- Model A: 1 pipe cutter wheel + 1 foot switch
- Model C: 1 pipe cutter wheel + 1 foot switch + 2 roller supports + 2 stationary supports

NOTE: Additional replacement parts available on special order.



Vogel Hand Press / For high volume notching

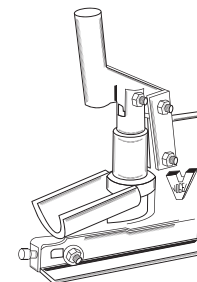
DESCRIPTION	PART NO.	MODEL PART NO.	WEIGHT EA.	NOTES
Hand Press w/o Housing	070060	#1400	37.00	
Housing with 2 Springs	070061	#35	10.00	
1-3/8" Die for Mild and Stainless Steel	070062	#9202	6.00	
1-5/8" Die for Mild Steel	070063	#9203	6.00	
1-7/8" Die for Mild Steel	070064	#9204	6.00	
2-3/8" Die for Mild Steel	070066	#9205	6.00	
Spring Die Holders for Notcher	070065	—	0.10	
1.5 HP Hydraulic Power Unit 110V	986V00	#CSP-25-SA	300.00	
Woodruff Key	006541	#W-806	0.25	



Vogel Econo Hand Press / For low volume notching

DESCRIPTION	PART NO.	MODEL PART NO.	WEIGHT EA.	NOTES
Econo Hand Press	070071	#25	10.00	

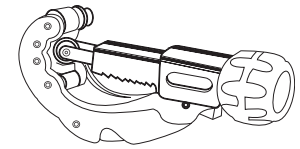
NOTE: Includes dies for notching 1-3/8", 1-5/8", and 1-7/8" tubing.



Hand Tube Cutter - Ridgid / Ratcheting enclosed feed

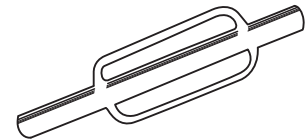
DESCRIPTION	PART NO.	MODEL PART NO.	WEIGHT EA.	NOTES
1/4" to 2-3/8" O.D. capacity	070715	#205	2.00	

NOTE: Includes spare cutting wheel.
Replacement parts available on special order.



Hand Post Drivers / With handles

DESCRIPTION	PART NO.	WEIGHT EA.	NOTES
Post Driver - up to 2-3/8" diameter	070653	16.00	
T-Post Driver	008593	16.58	



Digger Bars - Seymour

DESCRIPTION	PART NO.	MODEL PART NO.	WEIGHT EA.	NOTES
1" x 72" Digger Bar with diamond point and chisel head	070162	85367 (DG-23)	22.00	
1" x 72" Posthole Digger Bar with tamper head and chisel head	070168	85366 (DG-19)	17.00	

NOTE: Legacy model part numbers are in parentheses().



Digger Bar

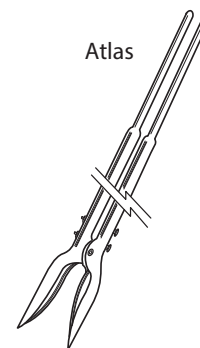


Posthole Digger Bar

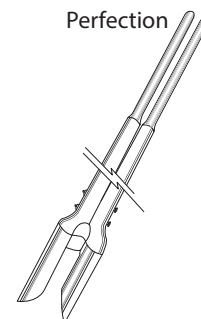
Post Hole Diggers - Seymour / 48" Handle

DESCRIPTION	PART NO.	MODEL PART NO.	WEIGHT EA.	NOTES
Atlas, 5" Hole, Wood Handle 15 ga. sharpened blade	070650	21105 (DG-10)	8.00	
Atlas, 6" Hole, Fiberglass Handle 15 ga. sharpened blade	070661	21110 (DG-100FG)	7.50	
Hercules, 6-1/4" Hole, Wood Handle 11 ga. hardened and sharpened blade	070651	21200 (DG-11)	10.50	
Lonestar, 6-1/2" Hole, Steel Handle 11 ga. hardened and sharpened blade	070656	21220 (DG-15)	15.50	
Perfection, 7-1/4" Hole, Wood Handle 13 ga. sharpened blade	070648	21244 (DG-12)	8.60	
Buckeye, 6-1/2" Hole, Steel Handle 11 ga. sharpened blade	070655	21230 (DG-16)	16.00	
REPLACEMENT PARTS				
4' Fiberglass Handle	070645	(FG-48H)	1.50	
4' Wood Handle	070652	SP21095 (DG-10H)	1.90	

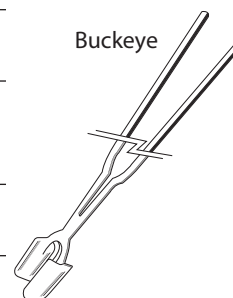
NOTE: Replacement parts are available on special order. Legacy model part numbers are in parentheses().



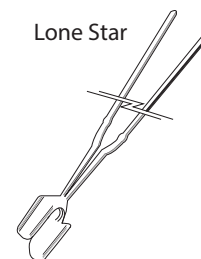
Atlas



Perfection



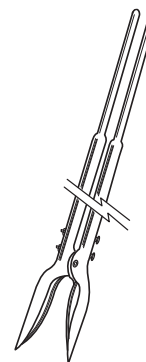
Buckeye



Lone Star

Post Hole Diggers - Tru Pro / 48" Handle

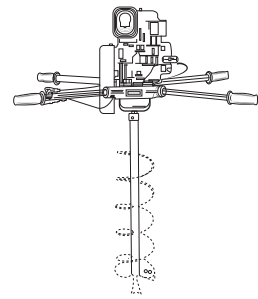
DESCRIPTION	PART NO.	WEIGHT EA.	NOTES
Truper, Post Hole Digger, Wood Handle	070667	9.00	



Diggers - Ground Hog / 7/8" square auger drive • Fits up to 12" augers


DESCRIPTION	PART NO.	MODEL PART NO.	WEIGHT EA.	NOTES
5.0 HP Ground Hog Digger	070836	C-71-5	78.00	
5.5 HP Ground Hog Digger with Honda engine	171G00	C-71-5H	85.00	

NOTE: Augers not included
Replacement parts are available on special order.



Standard Augers - Ground Hog / Bolt-on hardfaced blades • fishtail pilots

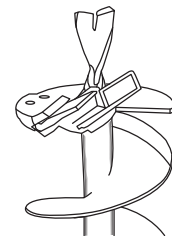
DESCRIPTION	PART NO.	MODEL PART NO.	WEIGHT EA.	NOTES
6" x 36" L	070845	#SD6	14.00	
8" x 36" L	070846	#SD8	20.00	



Combo Augers - Ground Hog / Cast alloy steel boring heads • steel side blades • fishtail pilots

DESCRIPTION	PART NO.	MODEL PART NO.	WEIGHT EA.	NOTES
6" x 36" L	070837	#CSD6	16.00	
8" x 36" L	070838	#CSD8	23.00	
10" x 36" L	070839	#CSD10	28.00	
12" x 36" L	006342	#CSD12	25.00	

Best suited for compacted, rocky soil conditions



Cutting Blades - Ground Hog

DESCRIPTION	PART NO.	MODEL PART NO.	WEIGHT EA.	NOTES
Side Blade for 6" and 7" Augers	070842	#670	0.25	
Side Blade for 8" Augers	070843	#800	0.25	
Side Blade for 9" and 10" Augers	070844	#910	0.30	
Fishtail Pilot	070849	#100	1.00	



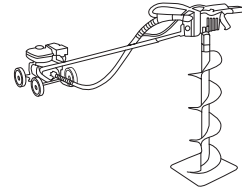
Side Blade



Fishtail Pilot


Earth Drill - Little Beaver

DESCRIPTION	PART NO.	MODEL PART NO.	WEIGHT EA.	NOTES
10.7 HP Hydraulic Drill with Honda engine	376P00	#HYD-PS11H	260.00	
8 HP Mechanical Drill with Briggs & Stratton engine	772L00	#MDL-8BR7	180.00	
8 HP Mechanical Drill w/ Honda engine	968F00	#MDL-8HR7	180.00	



Power Units - Little Beaver

DESCRIPTION	PART NO.	MODEL PART NO.	WEIGHT EA.	NOTES
5 HP Briggs & Stratton engine	002207	#MDL-5B	125.00	
8 HP Briggs & Stratton engine	070817	#MDL-8B	140.00	
5 HP Honda engine	070840	#MDL-5H	150.00	
8 HP Honda engine	070865	#MDL-8H	160.00	



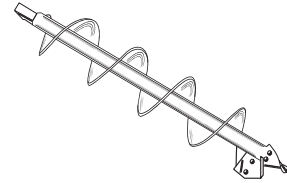
8" Semi-Pneumatic Wheels (for 5 HP) or 10" Pneumatic Wheels (for 8 HP)

NOTE: Auger, Points and Blades sold separately.

Snap-On Augers - Little Beaver / Standard

DESCRIPTION	PART NO.	MODEL PART NO.	WEIGHT EA.	NOTES
5" x 36" L	025Y00	#5x36-SSS	16.00	
6" x 36" L	070822	#6x36-SSS	17.00	
7" x 36" L	070868	#7x36-SSS	19.00	
8" x 36" L	070823	#8x36-SSS	20.00	
9" x 36" L	070869	#9x36-SSS	25.00	
4" x 42" L	408X00	#4x42-SSS	15.00	
6" x 42" L	070824	#6x42-SSS	19.00	
8" x 42" L	070825	#8x42-SSS	25.00	


Best suited for soft, sandy soil conditions



Snap-On Augers - Little Beaver / Heavy Duty with Pengo Blade

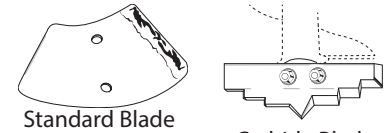
DESCRIPTION	PART NO.	MODEL PART NO.	WEIGHT EA.	NOTES
6" x 36" L	682H00	#6x36-SSP	20.00	
8" x 36" L	547L00	#8x36-SSP	25.00	
12" x 36" L	000W55	#12x36-SSP	40.00	
6" x 42" L	078D00	#6x42-SSP	20.00	
7" x 42" L	041Y00	#7x42-SSP	25.00	
8" x 42" L	084D00	#8x42-SSP	25.00	
10" x 42" L	070965	#10x42-SSP	30.00	

Best suited for compacted, rocky soil conditions



Cutting Blades and Points - Little Beaver

DESCRIPTION	PART NO.	MODEL PART NO.	WEIGHT EA.	NOTES
Standard Blade for 6" and 7" Augers	070827	#9023-6	0.50	
Standard Blade for 8" Augers	070828	#9023-8	1.00	
Standard Blade for 12" Augers	070829	#9023-12	1.00	
Carbide Blade for 6" Augers	070830	#9023-C6	2.00	
Carbide Blade for 8" Augers	070832	#9023-C8	2.10	
Standard Point for 4" to 12" Augers	070831	#9027	1.00	
Pengo Point	003914	#9027-P	0.85	
Pengo Point with Carbide	082D00	#9027-PC	0.86	
Pengo Blade with Carbide	770H00	#9027-P35CT	0.55	



Blades have two cutting edges and may be reversed to expose second edge
Carbide Blade mounts on the bottom replacing Standard Point and Blade

Augers - Pengo / For square connections: 7/8" Ground Hog or 1-1/4" Little Beaver

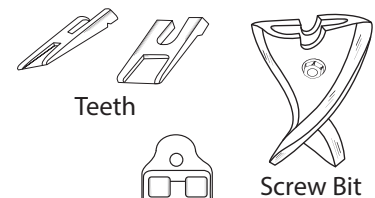
DESCRIPTION	PART NO.	MODEL PART NO.	WEIGHT EA.	NOTES
6" x 36" SSP Style	070957	6-CS-36	25.00	
8" x 36" SSP Style	070958	8-CS-36	30.00	
9" x 42" SSP Style	004615	9-CS-42	27.00	



Best suited for compacted, rocky soil conditions

Auger Accessories - Pengo

DESCRIPTION	PART NO.	MODEL PART NO.	WEIGHT EA.	NOTES
Teeth & Bit	005094	#TM-48D	83.00	
Teeth	070855	#35	0.55	
Pilot Screw Bit	070856	#SB-25	0.86	
6" Handheld Auger Head	875X00	137291	0.90	
Weld On Drive Lug	070860	#140 CS	0.80	

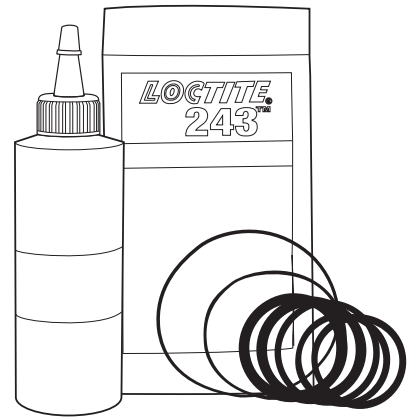


Weld-on Drive Lug

2" Barrel Gas Powered Post Driver - Titan / Honda 4-stroke engine

DESCRIPTION	PART NO.	MODEL PART NO.	WEIGHT EA.	NOTES
1.3 HP Post Driver for posts 1" to 1-7/8" diameter	N01399	#PGD2000	35.00	
Rebuild kit with Viton O rings, Nitrile O rings, housing O ring, EP 0 Grease, and Loctite 243	N01400	#PGD2000RKIT	3.00	
Lube - EP 0 Grease 4 oz. bottle	N01403	#PGDLUBE	2.00	

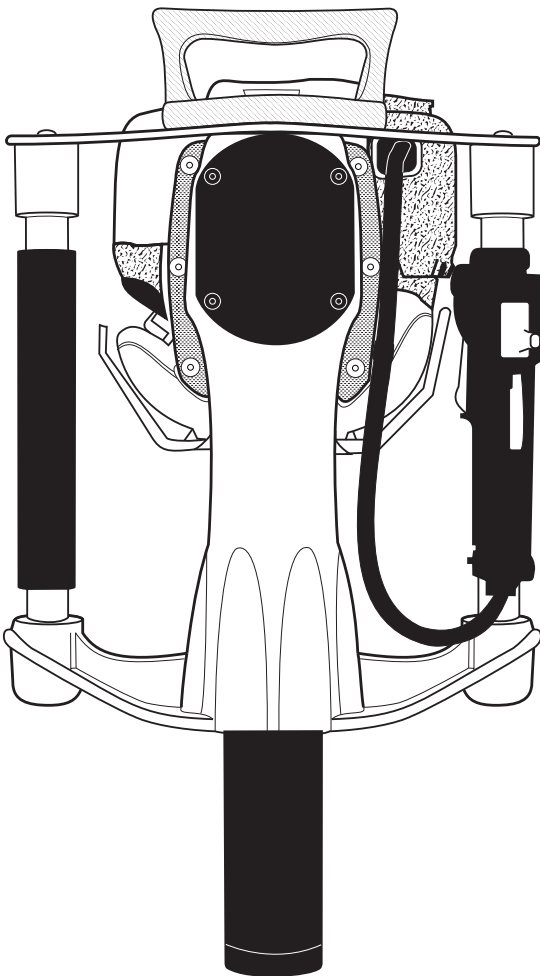
NOTE: Post Driver #N01399 includes 2" barrel with adapter and tool kit



N01400



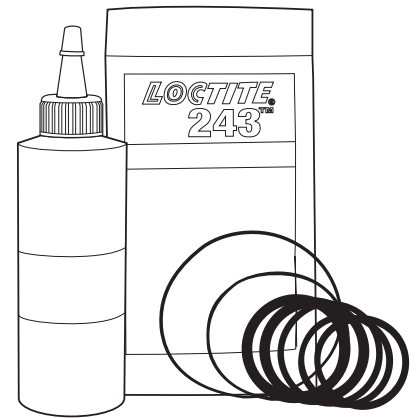
N01403



N01399

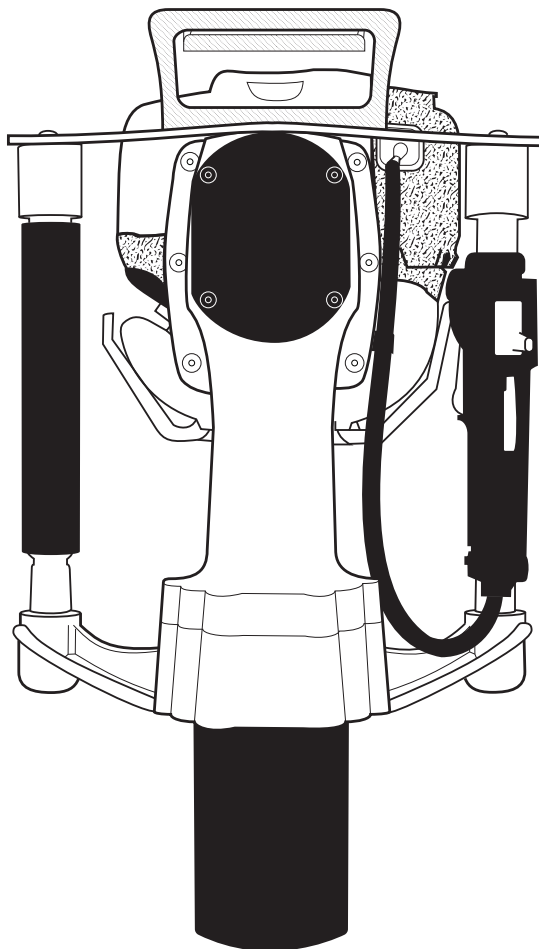
3-1/4" Barrel Gas Powered Post Driver - Titan / Honda 4-stroke engine

DESCRIPTION	PART NO.	MODEL PART NO.	WEIGHT EA.	NOTES
1.3 HP Post Driver for posts 2" to 3-1/8" diameter	N01401	#PGD3200	45.00	
Rebuild kit with Viton O rings, Nitrile O rings, housing O ring, EP 0 Grease, and Loctite 243	N01402	#PGD3200RKIT	4.00	
1" Press Fit Sleeve - adapter for posts 3/4" to 7/8" diameter	N01404	#PGDRSM1	5.00	
2.5" Press Fit Sleeve - adapter for posts 2" to 2-3/8" diameter	N01405	# PGDRSM2.5	5.00	
Lube - EP 0 Grease 4 oz. bottle	N01403	#PGDLUBE	2.00	

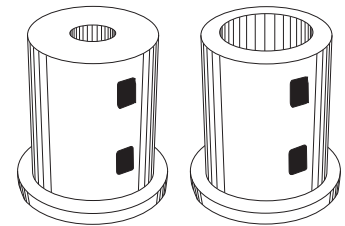


N01402

NOTE: Post Driver #N01401 includes 3-1/4" barrel with adapter and tool kit



N01401



N01404

N01405



N01403

NOTES

NOTES

NOTES

HOLES PER CUBIC YARD OF CONCRETE

DEPTH	DIAMETER OF HOLE						
	6"	8"	10"	12"	16"	18"	24"
24"	68.8	38.5	24.3	17.0	9.5	7.6	4.0
30"	55.0	31.0	19.7	13.7	7.7	6.0	3.0
36"	45.5	25.8	16.5	11.1	6.0	5.1	2.7
42"	39.3	22.1	14.1	9.8	5.5	4.0	2.5
48"	34.4	19.0	12.0	8.6	4.8	3.8	2.0
54"	30.6	17.0	10.7	7.6	4.3	3.3	1.7

CUBIC YARDS OF CONCRETE PER HOLE

DEPTH	DIAMETER OF HOLE						
	6"	8"	10"	12"	16"	18"	24"
24"	.0145	.0260	.0412	.0581	.1030	.1316	.2338
30"	.0182	.0323	.0508	.0730	.1299	.1667	.2923
36"	.0220	.0388	.0606	.0870	.1538	.1961	.3507
42"	.0254	.0455	.0709	.1020	.1818	.2273	.4091
48"	.0291	.0515	.0806	.1163	.2083	.2632	.4675
54"	.0327	.0581	.0910	.1316	.2326	.2941	.5259

All conversion numbers are approximate.

LINE POST SPACING CHART

SPACE	SET POST ON CENTER	SPACE	SET POST ON CENTER
30'	10'	30'	10'
31'	7' 9"	31'	7' 9"
32'	8'	32'	8'
33'	8' 3"	33'	8' 3"
34'	8' 6"	34'	8' 6"
35'	8' 9"	35'	8' 9"
36'	9'	36'	9'
37'	9' 3"	37'	9' 3"
38'	9' 6"	38'	9' 6"
39'	9' 9"	39'	9' 9"
40'	10'	40'	10'
41'	8' 2"	41'	8' 2"
42'	8' 5"	42'	8' 5"
43'	8' 6"	43'	8' 6"
44'	8' 9"	44'	8' 9"
45'	9'	45'	9'
46'	9' 2"	46'	9' 2"
47'	9' 5"	47'	9' 5"
48'	9' 7"	48'	9' 7"
49'	9' 9"	49'	9' 9"
50'	10'	50'	10'
51'	8' 6"	51'	8' 6"
52'	8' 8"	52'	8' 8"
53'	8' 10"	53'	8' 10"
54'	9'	54'	9'
55'	9' 2"	55'	9' 2"
56'	9' 4"	56'	9' 4"
57'	9' 6"	57'	9' 6"
58'	9' 8"	58'	9' 8"
59'	9' 10"	59'	9' 10"
60'	10'	60'	10'
61'	8' 8"	61'	8' 8"
62'	8' 10"	62'	8' 10"
63'	9'	63'	9'
64'	9'	64'	9'
65'	9' 3"	65'	9' 3"
66'	9' 5"	66'	9' 5"
67'	9' 7"	67'	9' 7"
68'	9' 8"	68'	9' 8"
69'	9' 10"	69'	9' 10"
70'	10'	70'	10'
71'	8' 9"	71'	8' 9"
72'	9'	72'	9'
73'	9' 2"	73'	9' 2"
74'	9' 3"	74'	9' 3"
75'	9' 4"	75'	9' 4"
76'	9' 5"	76'	9' 5"
77'	9' 7"	77'	9' 7"
78'	9' 9"	78'	9' 9"
79'	9' 10"	79'	9' 10"

All conversion numbers are approximate.

AMERICAN SOCIETY FOR TESTING AND MATERIALS (ASTM)

DESIGNATION		PRODUCT REQUIRED	
ASTM	F 1083		Domestic Full Weight Pipe
ASTM	F1043		
		Group 1A	Schedule 40 Pipe
		Group 1C	DQ 40 Pipe
		Group IV	HQ 30 Pipe
ASTM	A 392		
	Class 1		Chain Link Fabric 1.2 oz./ft. ² Zinc Coating
	Class 2		Chain Link Fabric 2.0 oz./ft. ² Zinc Coating
ASTM	A 491		Aluminized Chain Link Fabric
ASTM	F 668		
		Class 1	Spectra Bond® Chain Link Fabric
		Class 2a	Spectra Bond® Chain Link Fabric
		Class 2b	Fusion Bonded Chain Link Fabric
ASTM	A 824		
	Type I		Coil Spring Tension Wire .40 oz./ft. ² Aluminum Coating
	Type II		
		Class 1	Coil Spring Tension Wire .80 oz./ft. ² Zinc Coating
		Class 2	Coil Spring Tension Wire 1.2 oz./ft. ² Zinc Coating
ASTM	A 121		
	Class 1		4 pt. 12-1/2 ga. Barb Wire .28 oz./ft. ² Zinc Coating
	Class 3		4 pt. 12-1/2 ga. Barb Wire .80 oz./ft. ² Zinc Coating
ASTM	A 585		
	Type I		4 pt. 12-1/2 ga. Barb Wire
			.30 oz./ft. ² Aluminum Coating
	Type II		4 pt. 12-1/2 ga. High Security Barb Wire
			.30 oz./ft. ² Aluminum Coating

All conversion numbers are approximate.

FEDERAL SPECIFICATION

DESIGNATION		PRODUCT REQUIRED	
RR-F-191/1D			
	Type I		Chain Link Fabric 1.2 oz./ft. ² Zinc Coating
	Type II		Aluminized Chain Link Fabric
	Type III		Aluminum Alloy Chain Link Fabric
	Type IV		Spectra® Chain Link Fabric
RR-F-191/3D			
	Class 1		
		Grade A	Domestic Full Weight Pipe
		Grade B	DQ 40 Pipe

AMERICAN ASSOCIATION OF STATE HIGHWAY AND TRANSPORTATION OFFICIALS (AASHTO)

DESIGNATION		PRODUCT REQUIRED	
M 181 Fabric			
	Type I		
		Class C	Chain Link Fabric 1.2 oz./ft. ² Zinc Coating
		Class D	Chain Link Fabric 2.0 oz./ft. ² Zinc Coating
	Type II		Aluminized Chain Link Fabric
	Type IV	Class A	Spectra® Chain Link Fabric
M181 Post			
	Grade 1		Domestic Full Weight Pipe
	Grade 2		DQ 40 Pipe

All conversion numbers are approximate.

NOTES

All conversion numbers are approximate.

NOTES

All conversion numbers are approximate.

NOTES

All conversion numbers are approximate.

NOTES

All conversion numbers are approximate.



As North America's leading manufacturer and wholesale distributor of perimeter security and fencing, we are the provider of choice for thousands of professional fence and security contractors. Since 1961, we have been the industries' premier fencing provider.

Our full line of products include access controls, agricultural, vinyl, wood, ornamental, and chain-link fences and gates for farm and ranch, residential, commercial, industrial, and high security applications.



*Quality Products,
Exceptional Service,
Outstanding People*

888-643-3623
masterhalco.com

